

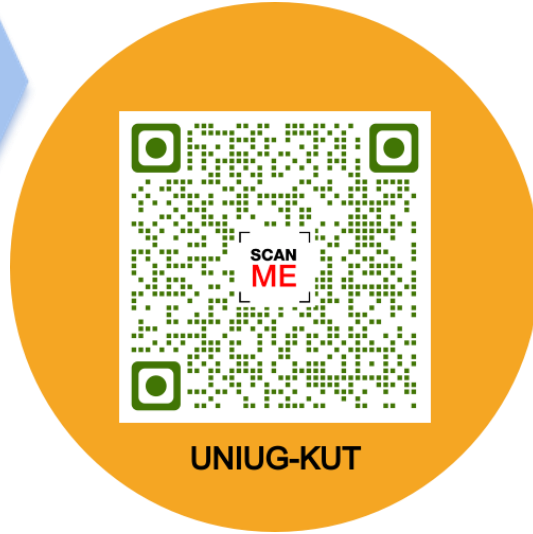
**COURSE CURRICULUM FOR FIRST PROFESSIONAL BUMS
(PRESCRIBED BY NCISM)**

**KULLIYAT UMOORE TABIYA
SUBJECT CODE: UNIUG-KUT
BASIC PRINCIPLES OF UNANI MEDICINE**

**(Applicable from 2021-2022 batch onwards for five years or
until further notification by NCISM, whichever is earlier)**



**BOARD OF UNANI, SIDDHA AND SOWA RIGPA
NATIONAL COMMISSION FOR INDIAN SYSTEM OF MEDICINE
NEW DELHI-110058**



NCISM

I professional BUMS

Subject Code: UNIUG-KUT

Kulliyat Umoore Tabiya

KEY POINTS

Total number of Teaching hours: 210			
Lecture hours (LH) - Theory		70 Hours	70 Hours (LH)
Paper I	70 Hours		
Non-Lecture hours (NLH) – Theory		42 Hours	140 Hours (NLH)
Paper I	42 Hours		
Non-Lecture hours (NLH) - Practical		98 Hours	

Examination (Papers & Mark Distribution)					
Item	Theory Component Marks	Practical Component Marks			
		Practical	Viva	Elective	IA
Paper I	100	100	20	10	20
Sub-Total	100	150			
Total marks	250				

Preface

Kulliyat Umoore Ṭabiya is a fundamental subject which provides the basis for the study of Unani medicine as it deals with the governing principles of this medicine. These principles distinguish Unani medicine from other systems of medicine. This subject starts with the description of the existence of beings for which seven *Umoor* (factors) are considered essential viz. *Arkaan, Mizaj, Akhlat, Aaza, Arwah, Quwa* and *Afaal*. Further, it discusses bio- mineral diversity and structural-functional relationship. The students will also learn about the genesis and functions of human organs and their maintenance discussed under the concept of humours and *Tabiat*. One of the important topics included in this subject is the cause-and-effect relationship between various biological functions and environment. At last normal body functions are described as indicators of both health and disease.

Index

Course Code and Name of Course	5
Table 1- Course outcomes and matched Program outcomes	5
Table 2: Contents of Kulliyat Umoore Tabiya - (Theory)	6
Table 3: Learning objectives of Kulliyat Umoore Tabiya UNIUG-KUT (Theory).....	12
Table 4: Learning objectives of <i>Kulliyat Umoore Tabiya</i> UNIUG-KUT (Practical)	37
Table 5- Non Lecture Activities of <i>Kulliyat Umoore Tabiya</i> UNIUG-KUT	42
Table 6: Assessment Summary	42
6 A - Number of papers and Marks Distribution	42
6. B - Scheme of Assessment (formative and Summative).....	42
6 C - Calculation Method for internal assessment Marks (20 Marks)	43
6 D - Evaluation Methods for Periodical Assessment	43
6 E - Question Paper Pattern	44
6 F - Distribution of Theory examination	44
6 G - Question Paper blueprint	49
6 H - Distribution of Practical Examination	50
Table 7. Reference Books/Resources:	50

First BUMS

Course Code and Name of Course

	Course code	Name of Course
	UNIUG-KUT	Kulliyat Umoore Ṭabiya (Basic Principles of Unani Medicine)

Table 1- Course outcomes and matched Program outcomes

SR1 CO No	A1 Course Outcome (CO) UNIUG-KUT At the end of the course UNIUG-KUT, the student should be able to-	B1 Course Outcome matched with program outcomes.
1	Elucidate طب (<i>Tibb</i>) as “the branch of knowledge in which the functions and properties of human body are studied in order to preserve the health and cure the disease with respect to اسباب وجود (<i>Asbāb-i-Wujūd</i>).	PO1
2	Understand and describe the role of طبيعت (<i>Ṭabī‘at</i>), with its extended dimensions and capabilities.	PO1
3	Discuss and demonstrate the concept of ارکان (<i>Arkān</i>) leading towards the formation of موالید ثلاثه (<i>Mawalīd-i-Thalātha</i>).	PO1, PO2, PO3
4	Understand and evince the concept of مزاج (<i>Mizāj</i>), and its clinical application.	PO1, PO2, PO3
5	Comprehend and demonstrate the concept of اخلاط (<i>Akhlāt</i>) and its importance with respect to the diagnosis and treatment.	PO1, PO2, PO3
6	Describe and demonstrate the course of the اعضاء (<i>A‘dā’</i>) with respect to their origin, formation, distinction and functions.	PO1, PO2, PO3
7	Interpret the concept of ارواح (<i>Arwāh</i>) and their role in maintenance of health along with evidence based dynamism of حرارت غریزیه (<i>Harārat Gharīziyya</i>) [the chief common tool for all قوی (<i>Quwā</i>)].	PO1
8	Explain the concept of قوی (<i>Quwā</i>) and افعال (<i>Af‘al</i>) with their classifications.	PO1

Table 2: Contents of Kulliyat Umoore Tabiya - (Theory)

	A2 List of Topics UNIUG-KUT	B2 Term	C2 Marks	D2 Lecture hours	E2 Non-Lecture hours
1	مبحث عام (Mabhas-i-‘Āam)	I	10	5	7
	<p>علم طب: موضوع، غرض و غایت اور اقسام (<i>‘Ilm Ṭibb, Mawḍū, Gha'raḍ-o-ghāyat and its types</i>)</p> <p>a) اسباب وجود انسانی مع اقسام (<i>Asbāb-i-Wujūd Insani and its classification</i>)</p> <p>b) امور طبیعیہ: اہمیت اور اقسام (<i>Umūr Ṭabī‘iyya, importance and classification</i>)</p> <p>c) طبیعت: تفہیم، اہمیت، آلات اور مناعت سے اس کا تعلق (<i>Ṭabī‘at: understanding, importance, tools and its relation with immunity</i>)</p> <p>d) حرارت غریزیہ: تصور، تفہیم، افعال، رطوبت غریزیہ، حرارت غریبہ اور <i>عفونت (Harārat Gharīziyya; concept, understandings, functions, Ruṭūbat Gharīziyya, Ḥarārat Gharība and Ufūnat)</i></p>				
2	عناصر/ارکان (Arkān/ ‘Anāṣir)	I	10	5	4
	<p>ارکان/عناصر (<i>Arkān/ ‘Anāṣir</i>)</p> <p>a) ارکان اربعہ کا تصور (concept of <i>Arkān Arba ‘a</i>)</p> <p>b) ارکان، عناصر اور اسطقتات کے مابین فرق (<i>difference between Arkān, ‘Anāṣir and Uṣṭuqussāt</i>)</p> <p>c) کیفیات اربعہ (<i>Kaifiyāt Arba ‘a</i>)</p> <p>d) ارکان کی اقسام (Types of <i>Arkān</i>)</p> <p>e) عناصر انسانیہ کی جدید توضیح (Theorem of structural peculiarity of modern science)</p> <p>f) عناصر کی اطلاقی حیثیت (Clinical application of <i>‘Anāṣir</i> in case of their excess and deficiency)</p>				

3	مزاج/کیفیت (Mizāj/ Kaifiyāt)	II	20	15	8
	<p>a) مزاج: تعریف، توضیح، اہمیت اور اقسام (Mizāj: Definition, explanation, significance and types)</p> <p>b) مزاج معتدل (Mizāj Mu‘tadil)</p> <p>c) مزاج معتدل طبی (Mizāj Mu‘tadil Ṭibbī)</p> <p>d) مزاج غیر معتدل (Mizāj Ghayr Mu‘tadil)</p> <p>e) امزجہ اعضاء (Amjiza A‘dā‘)</p> <p>f) مزاج انسانی اور اجناس عشرہ (Mizāj Insānī and Ajnās ‘Ashara)</p> <p>g) امزجہ اسنان (Amzija Asnān)</p> <p>h) مزاج اجناس (Mizāj Ajnās)</p> <p>i) مزاج اقلیم (Mizāj Iqlīm)</p> <p>j) تشخیص مرض اور مزاج (Tashkhīs-i-Maraḍ and Mizāj)</p> <p>k) تجویز غذا، دواء بہ اعتبار مزاج (Recommendation of diets, drugs on the basis of Mizāj)</p>				
4	اخلاط (Akhlat)	II	15	15	6
	<p>a) اخلاط: تعریف، تصور و تفہیم و اقسام (Akhlat: definition, concept and understanding and types)</p> <p>b) رطوبت اولی و ثانیہ (Ruṭūbat Uoola and Thāniya)</p> <p>c) خلط دم: تعریف و توضیح مع دلائل، اہمیت، اقسام اور اطلاقی حیثیت (Khilṭ Dam: definition, explanation, importance, types and application)</p> <p>d) خلط بلغم: تعریف و توضیح مع دلائل، اہمیت، اقسام اور اطلاقی حیثیت (Khilṭ Balgham: definition, explanation, importance, types and application)</p> <p>e) خلط صفراء: تعریف و توضیح مع دلائل، اہمیت، اقسام اور اطلاقی حیثیت (Khilṭ Ṣafra: definition, explanation, importance, types and application)</p> <p>f) خلط سوداء: تعریف و توضیح مع دلائل، اہمیت، اقسام اور اطلاقی حیثیت (Khilṭ Suda‘: definition, explanation, importance, types and application)</p>				

	<i>Sawdā: definition, explanation, importance, types and application</i> g) اربیت اخلاط کے دلائل (Justification of <i>Arb 'iat Akhlāṭ</i>)				
5	اعضاء (<i>A 'dā</i>)	II	10	5	4
	a) اعضاء کی توضیح اور اقسام (<i>A 'dā</i> : Description and their classification) b) اعضاء مفردہ کی تعریف، اقسام اور عدد اعضاء میں اطباء کی آراء (Definition of <i>A 'dā Mufrada</i> , classification, opinion of different physicians) c) اعضاء مرکبہ کی تعریف اور اقسام (Definition of <i>A 'dā Murakkaba</i> with their classification) d) اعضاء ریسہ (<i>A 'dā Ra 'īsa</i>) e) اعضاء خادمہ (<i>A 'dā Khādima</i>) f) عضو معطلی و عضو قابل (<i>'Uḍw Mu 'ī and 'Uḍw Qābil</i>)				
6	ارواح (<i>Arwāh</i>)	III	10	5	3
	a) ارواح کی تعریف اور اقسام (Definition of <i>Arwāh</i> and their classification) b) اطباء کی نظر میں روح کا تصور (Concept of <i>Rūh</i> according to different Unani Scholars) c) وظائف روح اور مسالک (Functions of <i>Arwāh</i> and their <i>Masālik</i>) d) تنقیہ اور تزویج (<i>Tanqiya</i> and <i>Tarwīh</i>) e) روح کا کار نکاز مختلف اعضاء میں (Concentration of <i>Rūh</i> in different organs)				
7	قویٰ (<i>Quwā</i>)	III	20	15	9
	a) قویٰ کی تعریف اقسام اور وظائف (Definition of <i>Quwā</i> with their classification and functions)				

	<p>b) قوی انسانیہ: تعریف مع اقسام، وظائف و عوارضات (<i>Quwā Nafsāniyya</i>: definition, classification, functions and complications)</p> <p>c) قوی حیوانیہ: تعریف مع اقسام، وظائف و عوارضات (<i>Quwā Haywāniyya</i>: definition, classification, functions and complications)</p> <p>d) قوی طبیعیہ: تعریف مع اقسام و وظائف (<i>Quwā Tabī'iyya</i>: definition, classification and functions)</p> <p>e) قوی تناسلیہ: تعریف اقسام و عوارضات (<i>Quwā Tanāsuliyya</i>: definition, classification, and complications)</p> <p>f) افعال کی تقسیم بحیثیت قوی (Classification of the <i>Af'āl</i> (Functions) according to <i>Quwā</i>)</p> <p>g) قوی میں باہمی اشتراک اور طبیعت کا کردار (Association amongst <i>Quwā</i> and the role of <i>Tabī'at</i>)</p>				
8	افعال (<i>Af'āl</i>)	III	5	5	1
	<p>a) افعال کی تعریف اور اقسام (Definition and classification of <i>Af'āl</i>)</p> <p>b) فعل مفرد (<i>Fi'l Mufrad</i>)</p> <p>c) فعل مرکب (<i>Fi'l Murakkab</i>)</p> <p>d) اعراض افعال (<i>A'rād Af'āl</i>)</p>				
Total				70	42

Note: *Arkān/ 'Anāṣir* (f) the theory of *Arkān* has been proposed for origin of life and existence of the body. Concurrently element theory in modern chemistry failed to express both. So, these cannot be considered equivalently since their contexts of expression are different. This topic would help student in comprehension of cellular structure and its components equivalently to whole body. In the similar way student can comprehend the involvement of *Arkān* as Building blockers.

Table 2: Contents of Kulliyat Umoore Tabiya - (Practical)

	A2 List of Topics UNIUG-KUT	B2 Term	C2 Marks	D2 Lecture hours	E2 Non-Lecture hours
1	<p>ارکان (<i>Arkān</i>)</p> <p>i. ارکان کا طبعی مقام (Natural position of <i>Arkān</i>)</p> <p>ii. ارکان کی تقسیم دوری جدول کی مدد سے (Classification of elements with the help of Periodic Table)</p> <p>عناصر انسانیہ کی مصوری پیش کش (<i>Schematic representation of 'Anāṣir Insāniyya</i>)</p>	I	20		12
2	<p>مزاج (<i>Mizāj</i>)</p> <p>i. اجناس عشرہ پر مبنی سوالات سے مزاج انسانی کی تعیین (Evaluation of <i>Mizāj Insānī</i> by questionnaire based on <i>Ajnās 'Ashara</i>)</p> <p>گلوب اور گراف کی مدد سے اقلیم کی توضیح (Demonstration of <i>Iqlīm</i> by globe and graph)</p>	II	20		23
3	<p>اخلاط (<i>Akhlāt</i>)</p> <p>i. اخلاط اربعہ کی توضیح (Demonstration of <i>Akhlāt Arba 'a</i>)</p> <p>غلبہ اخلاط کی تعیین (Evaluation of <i>Ghalaba-i- Akhlāt</i>)</p>	II	20		25
4	<p>اعضاء (<i>A 'dā</i>)</p> <p>i. اعضاء مفردہ و اعضاء مرکبہ کا تجزیہ (Assessment of <i>A 'dā ' Mufrada wa A 'dā ' Murakkaba</i>)</p> <p>مختلف اعضاء کے افعال (Functions of different organs)</p>	II	8		12
5	<p>ارواح (<i>Arwāh</i>)</p> <p>i) ارواح کی تقسیم (Classification of <i>Arwāh</i>)</p>	III	8		7
6	<p>قوی (<i>Quwā</i>)</p> <p>i. قوی کی تقسیم (Classification of <i>Quwā</i>)</p> <p>ii. قوت باصرہ کی تشریح (illustration of <i>Quwwat Bāṣira</i>)</p> <p>iii. قوت سامعہ کی تشریح (Illustration of <i>Quwwat Sāmi 'a</i>)</p>	III	20		15

	iv. کیفیات اربعہ کی تشریح (Illustration of <i>Kayfiyāt Arba‘a</i>) v. حواس خمسہ باطنہ (Illustration of <i>Ḥawās Khamsa Bāṭina</i>) vi. حس مشترک کی تشریح (Illustration of <i>Ḥiss Mushtarak</i>) vii. قوت واہمہ کی تشریح (Illustration of <i>Quwwat Wāhima</i>) viii. قوت حافظہ کی تشریح (Illustration of <i>Quwwat Ḥāfiẓa</i>)				
7	افعال (Af‘āl) i. افعال کی تقسیم (Classification of <i>Af‘āl</i>) ii. وظائف اعضاء (Functions of different organs)	III	4		4
Total					98

Table 3: Learning objectives of Kulliyat Umoore Tabiya UNIUG-KUT (Theory)

A3 Course outcom e	B3 Learning Objective (At the end of the session, the Students should be able to)	C3 Domain/Sub	D3 Must to know/desi rable to know/Nic e to know	E3 Level Does/show s/ Knows how/ Knows	F3 T-L method	G3 Assessment	H3 Format ive /summ ative	I3 Term	J3 Integr ation
Topic 1- (Mabḥas-i-‘Ām (General discussion) (Lecture:- 5 hours, Non lecture 7 hours)									
a. ‘Ilm Ṭibb’ Mawḍū, Gha'raḍ-o Ghāyat and its types									
CO1	Define ‘Ilm Ṭibb	Cognitive/ comprehensi on	MK	Knows	Lecture	Written/ viva/open book test/project work	F&S	I	
CO1	Describe the Mawḍū (Subject)	Cognitive/ comprehensi on	MK	Knows	Lecture	Written/viv a/ open book test/project work	F&S	I	
CO1	Discuss Gha'raḍ-o Ghāyat (Objective) of Ṭibb	Cognitive/ comprehensi on	MK	Knows	Lecture	Written/viv a/ open book test/project work	F&S	I	
CO1	Enlist Aqsām Ṭibb Ma‘ Amthāl (Classification of Ṭibb along with their examples)	Cognitive/ comprehensi on	MK	Knows	Lecture/ Tutorial	Written/viv a/ open book test/project	F&S	I	

						work			
CO1	Define <i>Ṭibb Na'zri</i> and its importance	Cognitive/comprehension	MK	Knows	Lecture/seminar/workshop	Written/viva/assignment	F&S	I	
CO1	Define <i>Ṭibb 'Amali</i> and its application	Cognitive/recall	MK	Knows how	Lecture	Written/viva	F&S	I	
<i>b. Asbāb-i- Wujūd Insāni and its classification</i>									
CO1	Enlist types of <i>Asbāb-i- Wujūd Insāni</i>	Cognitive/comprehension	MK	Knows	Lecture	Written/viva/open book test/project work	F&S	I	
CO1	Discuss <i>Asbāb-i-Wujūd Insāni</i>	Cognitive/comprehension	MK	Knows	Lecture/seminar/workshop	Written/viva	F&S	I	
CO1	Define <i>Asbāb Māddiyya</i> significance and its relevance in present perspective	Cognitive/comprehension	MK	Knows	Lecture/tutorial	Written/viva/ open book test/project work	F&S	I	
CO1	Define <i>Asbāb Fā'ila</i> significance and its relevance in present perspective	Cognitive/comprehension	DK	Knows	Lecture/seminar/workshop	Written/viva/ open book test/project work	F&S	I	

CO1	Define <i>Asbāb Šūriyya</i> , significance and its relevance in present perspective	Cognitive/comprehension	DK	Knows	Lecture/seminar/workshop	Written/open book test/project work	F&S	I	
CO1	Define <i>Asbāb Tamāmiyya</i>	Cognitive/comprehension	DK	Knows	Lecture	Written/viva	F&S	I	
c. <i>Umūr Ṭabī'īyya</i>, importance and classification									
CO1	Define <i>Umūr Ṭabī'īyya</i> and their importance	Cognitive/comprehension	MK	Knows	Lecture/Tutorial	Written/viva/assignment	F&S	I	
CO2	Enlist the <i>Umūr Ṭabī'īyya</i>	Cognitive/comprehension	MK	Knows	Lecture	Written/viva	F&S	I	
d. <i>Ṭabī'at</i>: understanding, importance, tools, and immunity									
CO2	Define <i>Ṭabī'at</i> and its importance	Cognitive/comprehension	MK	Knows	Lecture/seminar/workshop	Written/viva/open book test/project work	F&S	I	
CO2	Distinguish the concepts/understanding of <i>Ṭabī'at</i> proposed by different Unani Scholars	Cognitive/comprehension	MK	Knows	Lecture/Jigsaw activity	Written/viva/open book test/project work	F&S	I	
CO2	Enlist <i>Āla Ṭabī'at</i> (Tools of physis)	Cognitive and recall	MK	Knows	Lecture	Written/viva	F&S	I	
CO2	Describe <i>Mana'at</i> (Immunity) and explain its relevance with understanding of <i>Ṭabī'at</i>	Cognitive/comprehension	MK	Knows	Lecture	Written/open book test/project	F&S	I	

						work			
e. <i>Ḥarārat Gharīziyya</i>; concept, understandings, functions, <i>Ruḥūbat Gharīziyya</i>, <i>Ḥarārat Gharība</i> and <i>Ufūnat</i>									
CO7	Explain the concept of <i>Ḥarārat Gharīziyya</i>	Cognitive/comprehension	MK	Knows	Lecture/group discussion	Written/open book test/project work	F&S	I	
CO7	Explain the functions of <i>Ḥarārat Gharīziyya</i> in the body	Cognitive/comprehension	DK	Knows	Lecture/group discussion	Written/Quiz/Puzzle	F&S	I	
CO7	Describe <i>Ruḥūbat Gharīziyya</i>	Cognitive/comprehension	MK	Knows	Lecture	Written/Assignment	F&S	I	
CO7	Describe the association between <i>Ruḥūbat Gharīziyya</i> and <i>Ḥarārat Gharīziyya</i>	Cognitive/comprehension	DK	Knows	Lecture	Written/open book test/project work	F&S	I	
CO7	Define <i>Ḥarārat Gharība</i> and its effect on the body	Cognitive/comprehension	DK	Knows	Lecture/group discussion	Written	F&S	I	
CO7	Explain the relationship between <i>Ḥarārat Gharība</i> and ' <i>Ufūnat</i>	Cognitive comprehension	NK	Knows	Lecture/group discussion	Written/Assignment	F	I	
Topic 2- (<i>Arkān/ 'Anāṣir</i>) (Lecture:- 5 hours, Non lecture 4 hours)									
a) <i>Arkān/ 'Anāṣir</i>									
CO3	Define <i>Arkān/ 'Anāṣir</i>	Cognitive comprehension	MK	Knows	Lecture	Written/viva	F&S	I	

		on							
b. (Concept of <i>Arkān Arba'a</i>)									
CO3	Explain and demonstrate the concept of <i>Arkān Arba'a</i> in detail	Cognitive/comprehension	MK	Knows	Lecture/group discussion	Written/open book test/project work	F&S	I	
c. <i>Arkān, 'Anāṣir and Uṣṭuqussāt</i>									
CO3	Distinguish/ differentiate between the term of <i>Arkān, 'Anāṣir and Uṣṭuqussāt</i>	Cognitive/Analysis	MK	Knows	Lecture	Written /viva/ Quiz/ Puzzle	F&S	I	
d. <i>Kayfiyāt Arba'a</i>									
CO3	Define <i>Kayfiyāt</i> and describe <i>Kayfiyāt Arba'a</i>	Cognitive/Analysis	MK	MK	Lecture/tutorial	Written /viva	F&S	I	
e. Types of <i>Arkān</i>									
CO3	Enlist <i>Arkān</i>	Cognitive comprehension	MK	Knows	Lecture	Written /viva/assignment	F&S	I	
CO3	Describe <i>Nār</i> (fire) as a constitutional element, its significance, and its natural position	Cognitive/comprehension	MK	Knows	Lecture/seminar/workshop	Written/open book test/project work	F&S	I	
CO3	Describe <i>Hawā</i> (air) as a constitutional element, its significance, and its natural position	Cognitive comprehension	MK	Knows	Lecture/seminar/workshop	Written open book test/project	F&S	I	

						work /			
CO3	Describe <i>Mā'</i> (water) as a constitutional element, its significance and its natural position	Cognitive/ comprehension	MK	Knows	Lecture/ seminar/ workshop	Written open book test/project work /	F&S	I	
CO3	Describe <i>Arḍ</i> (earth) as a constitutional element, its significance, and its natural position	Cognitive /comprehension	MK	Knows	Lecture/ seminar/ workshop	Written/ open book test/project work	F&S	I	
f. Theorem of structural peculiarity of modern science									
CO3	Describe the theorem of structural peculiarity of modern science to substantiate the building block of human body	Cognitive/ comprehension	MK	Knows	Lecture/ Jigsaw activity	Written/ open book test/project work	F&S	I	
g. Clinical orientation of 'Anāṣir in case of their excess and deficiency									
CO3	Enlist the clinical orientation of 'Anāṣir in case of their excess and deficiency	Cognitive comprehension	DK	Knows	Lecture/self -directed learning	Written/assi gnment	F&S	I	
Topic 3 - (Mizāj/ Kayfiyāt) (Lecture:- 15 hours, Non lecture 8 hours)									
a. Mizāj: Definition, explanation, significance, and types									
CO4	Define <i>Mizāj/ Kayfiyāt</i>	Cognitive/ comprehension	MK	Knows	Lecture	Written /viva	F&S	II	

CO4	Explain the concept of <i>Mizāj</i> and its significance	Cognitive/comprehension	MK	Knows	Lecture/seminar/workshop	Written/open book test/project work	F&S	II	
CO4	Enlist the types of <i>Mizāj</i>	Cognitive/comprehension	MK	Knows	Lecture	Written /viva/ Quiz/ Puzzle	F&S	II	
b. Mizāj Mu'tadil									
CO4	Describe <i>Mizāj Mu'tadil Ḥaqqīqī</i>	Cognitive/comprehension	MK	Knows	Lecture	Written	F&S	II	
CO4	Describe <i>Mizāj Ghayr Mu'tadil</i>	Cognitive/comprehension	MK	Knows	Lecture	Written	F&S	II	
CO4	Define ' <i>Adl fi'l Qisma</i>	Cognitive/comprehension	MK	Knows	Lecture	Written /viva	F&S	II	
c. Mizāj Mu'tadil Ṭibbī									
CO4	Define <i>Mizāj Mu'tadil Ṭibbī</i>	Cognitive/comprehension	MK	Knows	Lecture	Written /viva	F&S	II	
CO4	Enlist <i>Mizāj Mu'tadil Ṭibbī</i>	Cognitive/comprehension	MK	Knows	Lecture	Written /viva	F&S	II	
CO4	Define <i>Mizāj Mu'tadil Naw'ī bi'l Qiyās ila'l Khārij</i> with example	Cognitive/comprehension	DK	Knows	Lecture	Written /viva	F&S	II	
CO4	Define <i>Mizāj Mu'tadil Naw'ī bi'l Qiyās ila'l Dākhil</i> with example	Cognitive/comprehension	DK	Knows	Lecture	Written /viva	F&S	II	
CO4	Define <i>Mizāj Mu'tadil Ṣinfī bi'l Qiyās ila'l Khārij</i> with example	Cognitive/comprehension	DK	Knows	Lecture	Written /viva	F&S	II	
CO4	Define <i>Mizāj Mu'tadil Ṣinfī bi'l Qiyās ila'l Dākhil</i> with example	Cognitive/comprehension	DK	Knows	Lecture	Written /viva	F&S	II	

CO4	Define <i>Mizāj Mu‘tadil Shakhṣī bi’l Qiyās ila’l Khārij</i> with example	Cognitive/co mprehension	DK	Knows	Lecture	Written /viva	F&S	II	
CO4	Define <i>Mizāj Mu‘tadil Shakhṣī bi’l Qiyās ila’l Dākhil</i> with example	Cognitive/co mprehension	DK	Knows	Lecture	Written /viva	F&S	II	
CO4	Define <i>Mizāj Mu‘tadil ‘Uḍwī bi’l Qiyās ila’l Khārij</i> with example	Cognitive/co mprehension	DK	Knows	Lecture	Written /viva	F&S	II	
CO4	Define <i>Mizāj Mu‘tadil ‘Uḍwī bi’l Qiyās ila’l Dākhil</i> with example	Cognitive/co mprehension	DK	Knows	Lecture	Written /viva	F&S	II	
d. Mizāj Ghayr Mu‘tadil									
CO4	Enlist the types of <i>Mizāj Ghayr Mu‘tadil</i>	Cognitive/ comprehensi on	MK	Knows	Lecture	Written /viva	F&S	II	
e. Amjiza A‘ḍā’									
CO4, CO6	Identify the <i>A‘ḍā’ Mu‘tadila</i> along with their constitutional hierarchy and its justification	Cognitive/co mprehension	DK	Knows	Lecture/ open book discussion	Written /viva/ open book test/project work	F&S	II	
CO4, CO6	Identify the <i>A‘ḍā’ Ḥārri</i> along with constitutional hierarchy and its justification	Cognitive/co mprehension	DK	Knows	Lecture	Written /viva/assign ment	F&S	II	
CO4, CO6	Identify the <i>A‘ḍā’ Bārīda</i> along with constitutional hierarchy and its justification	Cognitive/co mprehension	MK	Knows	Lecture	Written /viva/assign ment	F&S	II	
CO4, CO6	Identify the <i>A‘ḍā’ Yābisa</i> along with constitutional hierarchy and its justification	Cognitive/co mprehension	MK	Knows	Lecture	Written/assi gnment	F&S	II	

CO4, CO6	Identify the <i>A 'dā' Raḥba</i> along with constitutional hierarchy and its justification	Cognitive/comprehension	MK	Knows	Lecture	Written/assignment	F&S	II	
f. Mizāj Insānī and Ajnās 'Ashara									
CO4	Appraise the <i>Mizāj Insānī</i> (human constitution) based on <i>Ajnās 'Ashara</i>	Cognitive/comprehension	MK	Knows	Lecture	Written/open book test/project work	F&S	II	
g. Amzija Asnān									
CO4	Classify the <i>Amzija Asnān</i> (constitution of different stages)	Cognitive/comprehension	MK	Knows	Lecture	Written/viva	F&S	II	
CO4	Explain <i>Sinn-i- Numū</i>	Cognitive/comprehension	MK	Knows	Lecture	Written/viva	F&S	II	
CO4	Explain <i>Sinn-i-Shabāb</i>	Cognitive/comprehension	MK	Knows	Lecture	Written/viva	F&S	II	
CO4	Explain <i>Sinn-i- Kuhūlat</i>	Cognitive/comprehension	MK	Knows	Lecture	Written/viva	F&S	II	
CO4	Explain <i>Sinn-i-Shaykhūkhat</i>	Cognitive/comprehension	MK	Knows	Lecture	Written/viva	F&S	II	

	<i>h. Mizāj Ajnās</i>								
CO4	Explain the necessity and significance of <i>Mizāj Ajnās</i>	Cognitive/ comprehension	DK	Knows	Lecture/ Jigsaw activity	Written /viva/ open book test/project work	F&S	II	
	<i>i. Mizāj Iqlīm</i>								
CO3	Describe different doctrines in respect of <i>Mizāj Iqlīm</i>	Cognitive/ comprehension	DK	Knows	Lecture/ Jigsaw activity	Written /viva/ open book test/project work	F&S	II	
CO4	Identify equable temperament of <i>Iqlīm</i> with argument	Cognitive/ comprehension	NK	Knows	Lecture	Written /viva/ open book test/project work	F	II	
	<i>j. Tashkhīṣ Marāḍ and Mizāj</i>								
CO4	Explain the importance of <i>Mizāj</i> in diagnosis of diseases	Cognitive/ comprehension	NK	Knows	Lecture/ Jigsaw activity	Written /viva/assignment	F	II	
	<i>k. Recommendation of diets, drugs and Mizāj</i>								
CO4	Describe the importance of <i>Mizāj</i> in <i>Tashkhīṣ</i>	Cognitive/ comprehension+ recall	NK	Knows	Lecture/ tutorial	Written /viva	F	II	

CO4	Explain the importance of <i>Mizāj</i> in prescribing medicines	Cognitive/ comprehension+ recall	NK	Knows	Lecture/ group discussion	Written /viva	F	II	
<p>Topic 4 - (<i>Akhlāṭ</i>) (Lecture:- 15 hours, Non lecture 6 hours)</p> <p>a) <i>Akhlāṭ</i>: definition, concept and understanding and types</p>									
CO5	Define <i>Akhlāṭ</i>	Cognitive/ comprehension	MK	Knows	Lecture	Written /viva	F&S	II	
CO5	Explain different theories in respect of production of <i>Akhlāṭ</i>	Cognitive/ comprehension	DK	Knows	Lecture/ Jigsaw activity	Written/ open book test/project work/ Quiz/ Puzzle	F&S	II	
CO5	Enlist the types of <i>Akhlāṭ</i>	Cognitive/ comprehension	MK	Knows	Lecture/ tutorial	Written /viva	F&S	II	
CO5	Explain the <i>Tawlīd Akhlāṭ</i> in details	Cognitive/ comprehension/recall	DK	Knows	Lecture/ Group discussion	Written/ open book test/project work	F&S	II	
<p>b. <i>Ruṭūbat Ūlā</i> and <i>Thāniya</i></p>									
CO5	Describe <i>Ruṭūbat Ūlā</i> and their classification	Cognitive/ comprehension	DK	Knows	Lecture	Written/ viva	F&S	II	

CO5	Describe <i>Ruṭūbat Thāniya</i> and their classification	Cognitive/ comprehension	NK	Knows	Lecture/self -directed learning	Written	F	II	
c. <i>Khilṭ Dam</i>: definition, explanation, importance, types, and application									
CO5	Describe <i>Dam</i> and its constitutional hierarchy along with arguments	Cognitive/ comprehension	MK	Knows	Lecture/ seminar/ workshop	Written/ open book test/project work	F&S	II	
CO5	Enlist types of <i>Dam</i>	Cognitive/ comprehension	DK	Knows	Lecture	Written /viva	F&S	II	
CO5	Discuss <i>Ṭabī'ī Dam</i> and its characteristics	Cognitive/ comprehension	DK	Knows	Lecture	Written	F&S	II	
CO5	Discuss <i>Ghayr Ṭabī'ī Dam</i> and its classification	Cognitive/ comprehension	NK	Knows	Lecture/ tutorial	Written	F	II	
CO5	Discuss and enlist <i>Amrāḍ Damwiyya</i>	Cognitive/ comprehension	NK	Knows	Lecture	Written	F	II	
d. <i>Khilṭ Balgham</i>: definition, explanation, importance, types and application									
CO5	Define <i>Balgham</i> and its constitutional hierarchy along with arguments and its benefits	Cognitive/ comprehension	MK	Knows	Lecture	Written/ open book test/project work	F&S	II	

CO5	Enlist the types of <i>Balgham</i>	Cognitive/ comprehension	MK	Knows	Lecture	Written /viva	F&S	II	
CO5	Define <i>Ṭabī'ī Balgham</i> , its characteristics and necessities	Cognitive/ comprehension	DK	Knows	Lecture/ seminar/ workshop	Written	F&S	II	
CO5	Define <i>Balgham Ghayr Ṭabī'ī</i>	Cognitive/ comprehension	MK	Knows	Lecture	Written /viva	F&S	II	
CO5	Enlist the types of <i>Balgham Ghayr Ṭabī'ī</i> based on taste	Cognitive/ comprehension	NK	Knows	Lecture/ tutorial	Written/ viva	F	II	
CO5	Enlist the types of <i>Balgham Ghayr Ṭabī'ī</i> based on consistency	Cognitive/ comprehension	NK	Knows	Lecture	Written/ viva	F	II	
CO5	Enlist the types of <i>Balgham Ghayr Ṭabī'ī</i> based on <i>Rāyeḥa</i> (odor)	Cognitive/ comprehension	NK	Knows	Lecture	Written /viva	F	II	
CO5	Classify <i>Amrād Balghamiyya</i>	Cognitive/ comprehension	NK	Knows	Lecture/ tutorial	Written/assi gnment	F	II	
e. <i>Khilṭ Ṣafra</i>: definition, explanation, importance, types, and application									
CO5	Define <i>Ṣafra'</i> , its constitutional hierarchy along with arguments and its benefits	Cognitive/ comprehension	MK	Knows	Lecture/ problem based	Written/ open book test/project	F&S	II	

					learning	work			
CO5	Enlist the types of <i>Ṣafrā'</i>	Cognitive/ comprehension	MK	Knows	Lecture	Written /viva	F&S	II	
CO5	Define <i>Ṣafrā' Ṭabī'ī</i> , its characteristics and significance	Cognitive/ comprehension	DK	Knows	Lecture/ group discussion	Written/ viva/ open book test/project work	F&S	II	
CO5	Describe <i>Ṣafrā' Ghayr Ṭabī'ī</i> along with its classification	Cognitive/ comprehension	DK	Knows	Lecture	Written	F&S	II	
CO5	Enlist the <i>Amrād Ṣafrāwiyya</i>	Cognitive/ comprehension	NK	Knows	Lecture	Written /viva	F	II	
f. <i>Khilṭ Sawdā'</i>: definition, explanation, importance, types, and application									
CO5	Define <i>Sawdā'</i> , its constitutional hierarchy with their arguments and benefits	Cognitive/ comprehension	MK	Knows	Lecture/ Jigsaw activity	Written/ open book test/project work	F&S	II	
CO5	Enlist the types of <i>Sawdā'</i>	Cognitive/ comprehension	MK	Knows	Lecture	Written /viva	F&S	II	
CO5	Define <i>Sawdā' Ṭabī'ī</i> , its characteristics and significance	Cognitive/ comprehension	DK	Knows	Lecture/ seminar/ workshop	Written	F&S	II	

CO5	Describe <i>Sawdā' Ghayr Ṭabī'ī</i> along with its classification	Cognitive/comprehension	DK	Knows	Lecture	Written	F&S	II	
CO5	Enlist the <i>Amrād Sawdāwiyya</i>	Cognitive/comprehension	DK	Knows	Lecture	Written	F&S	II	
g. Justification of <i>Arb'iat Akhlāṭ</i>									
CO5	Justify the <i>Arb'iat Akhlāṭ</i> based on arguments	Cognitive/comprehension	MK	Knows	Lecture/self-directed learning	Written/open book test/project work	F&S	II	
Topic 5- (<i>A'ḍā'</i>) (Lecture:- 5 hours, Non lecture 4 hours)									
a. <i>A'ḍā'</i>: Description and their classification									
CO6	Describe <i>A'ḍā'</i> (Organs)	Cognitive/comprehension	MK	Knows how	Lecture/audio-visual demonstration	Written/viva	F&S	II	Tashrīḥ
CO6	Classify <i>A'ḍā'</i> (Organs)	Cognitive/comprehension	MK	Knows how	Lecture/audio-visual demonstration	Written/viva/ Quiz/ Puzzle	F&S	II	Tashrīḥ
b. Definition of <i>A'ḍā' Mufrada</i>, classification, opinions of different physicians									
CO6	Define <i>A'ḍā' Mufrada</i> (Simple Organs)	Cognitive/comprehension	MK	Knows	Lecture/group discussion	Written/viva	F&S	II	

CO6	Classify the <i>A 'dā' Mufrada</i>	Cognitive/comprehension	MK	Knows	Lecture	Written/viva	F&S	II	Tashrīḥ
CO6	Enlist the <i>A 'dā' Mufrada</i> and their structure and functions	Cognitive/comprehension	MK	Knows how	Lecture	Written/viva	F&S	II	Tashrīḥ
CO6	Explain the genesis of <i>A 'dā' Mufrada</i> and controversy amongst different group of physicians	Cognitive/comprehension	DK	Knows how	Lecture/group discussion	Written/viva/ open book test/project work	F&S	II	Tashrīḥ
CO6	Justify the reason for inclusion of <i>Sha'r</i> (Hair), <i>Zufr</i> (Nail) and <i>Mukhkh</i> (Marrow) in <i>A 'dā' Mufrada</i>	Cognitive/comprehension	DK	Knows how	Lecture/group discussion	Written/viva/ open book test/project work	F&S	II	Tashrīḥ
c. Definition of <i>A 'dā' Murakkaba</i> with their classification									
CO6	Define <i>A 'dā' Murakkaba</i> (Compound Organs) with their classification	Cognitive/demonstration	MK	Knows	Lecture/Jigsaw activity	Written/viva	F&S	II	Tashrīḥ
d. <i>A 'dā' Ra'īsa</i>									
CO6	Define <i>A 'dā' Ra'īsa</i> (Vital Organs) and their classification	Cognitive/recall	MK	Knows	Lecture/group discussion	Written/viva	F&S	II	Tashrīḥ
e. <i>A 'dā' Khādima</i>									
CO6	Define <i>A 'dā' Khādima</i> (Subordinate Organs)	Cognitive/demonstration	MK	Knows	Lecture	Written/viva	F&S	II	Tashrīḥ

	f. ‘Uḍw Mu‘fī and ‘Uḍw Qābil								
CO6	Explain the concept of ‘Uḍw Mu‘fī (Donor Organ)	Cognitive/comprehension	DK	Knows	Lecture	Written/ open book test/project work	F&S	II	Tashrīḥ
CO6	Explain the concept of ‘Uḍw Qābil (Recipient Organ)	Cognitive/comprehension	MK	Knows	Lecture	Written/assignment	F&S	II	Tashrīḥ
Topic 6- (Arwāḥ) (Lecture:- 5 hours, Non lecture 3 hours)									
	a) Definition of Arwāḥ and their classification								
CO7	Define Arwāḥ and their classification	Cognitive/comprehension	MK	Knows how	Lecture	Written /viva	F&S	III	
	b) Concept of Rūḥ according to different Unani Scholars								
CO7	Describe the Concept of Arwāḥ (Pneuma) according to different Unani Scholars	Cognitive/comprehension	DK	Knows how	Lecture/ Group discussion	Written /viva/ open book test/project work	F&S	III	
	c) Functions of Arwāḥ and their Masālik								
CO7	Classify the functions of Arwāḥ and their Masālik (channels)	Cognitive/demonstration	MK	Knows how	Lecture/audio-visual demonstration	Written/ Quiz/ Puzzle	F&S	III	
	d) Tanqīya and Tarwīḥ								

CO7	Discuss in brief <i>Tanqiya</i> and <i>Tarwih</i>	Cognitive/comprehension	MK	Knows	Lecture/ group discussion	Written /viva	F&S	III	
e) Concentration of <i>Rūh</i> in different organs									
CO7	Analyze the concentration of <i>Rūh</i> in different organs	Cognitive/Analyze	DK	Knows how	Lecture	written	F&S	III	
Topic 7 - (<i>Quwā</i>) (Lecture:- 15 hours, Non lecture 9 hours)									
a) Definition of <i>Quwā</i> with their classification									
CO8	Define <i>Quwā</i> (Powers or Faculties) with their classification	Cognitive/comprehension	MK	Knows	Lecture	Written /viva/ open book test/project work	F&S	III	
b) <i>Quwā Nafsāniyya</i>: definition, classification, functions, and complications									
CO8	Describe <i>Quwā Nafsāniyya</i> (Psychic or Mental Faculty) in brief	Cognitive/comprehension	MK	Knows	Lecture	Written open book test/project work /	F&S	III	Tashrīh
CO8	Discuss <i>Quwwat Muḥarrika</i> (Motor Faculty)	Cognitive/recall	DK	Knows	Lecture/ group discussion	Written/ viva/ open book test/project work	F&S	III	Tashrīh
CO8	Discuss <i>A 'rād Quwwat Muḥarrika</i> (Motor Faculty)	Cognitive/comprehension	DK	Knows how	Lecture/ group	Written /viva	F&S	III	Tashrīh

		on/recall			discussion				
CO8	Discuss <i>Quwwat Mudrika</i> (Faculty of Perception)	Cognitive/recall	MK	Knows	Lecture/tutorial	Written/ Viva/ open book test/project work	F&S	III	Tashrīḥ
CO8	Discuss <i>Ḥawās Khamsa Zāhira</i> (Five Special Senses)	Cognitive/demonstration	MK	Knows	Lecture/audio-visual demonstration/ integrated teaching	Written /viva/ open book test/project work	F&S	III	Tashrīḥ
CO8	Describe <i>Quwwat Bāṣira</i> (Power of Vision)	Cognitive/demonstration	MK	Knows	Lecture / audiovisual demonstration/ integrated teaching	Written /viva	F&S	III	Tashrīḥ
CO8	Describe <i>Quwwat Sāmi 'a</i> (Power of Hearing)	Cognitive/demonstration	MK	Knows	Lecture / audiovisual demonstration/ integrated teaching	Written /viva	F&S	III	Tashrīḥ
CO8	Enlist <i>A 'rāq Quwwat Sāmi 'a</i> (Power of Hearing)	Cognitive/recall	NK	Knows how	Lecture/tutorial	Written /viva	F	III	Tashrīḥ
CO8	Describe <i>Quwwat Shāmma</i> (Power of Smell)	Cognitive/demonstration	MK	Knows	Lecture /audiovisual demonstration/ integrated teaching	Written /viva	F&S	III	Tashrīḥ

CO8	Enlist <i>A 'rāq Quwwat Shāmma</i>	Cognitive/recall	NK	Knows how	Lecture/ Problem based learning/ integrated teaching	Written /viva	F	III	Tashrīh
CO8	Describe <i>Quwwat Dhā'iqā</i> (Power of Taste)	Cognitive/demonstration	MK	Knows	Lecture /audiovisual demonstration/ integrated teaching	Written /viva	F&S	III	Tashrīh
CO8	Enlist <i>A 'rāq Quwwat Dhā'iqā</i>	Cognitive/recall	NK	Knows how	Lecture/ problem-based learning/ integrated teaching	Written /viva	F	III	Tashrīh
CO8	Describe <i>Quwwat Lāmisa</i> (Power of Tactile Sensation)	Cognitive/demonstration	MK	Knows	Lecture / audiovisual demonstration/ integrated teaching	Written/ viva	F&S	III	Tashrīh
CO8	Enlist <i>A 'rāq Quwwat Lāmisa</i>	Cognitive/recall	NK	Knows how	Lecture/ integrated teaching	Written /viva	F	III	Tashrīh
CO8	Describe <i>Ḥawās Khamsa Bāḥina</i> (Intellectual Senses)	Cognitive/demonstration	MK	Knows how	Lecture/ Problem based/ integrated teaching learning	Written /viva/ open book test/project work	F&S	III	Tashrīh

CO8	Enlist <i>A 'rād Hawās Khamsa Bāṭna</i>	Cognitive/recall	NK	Knows how	Lecture/ Problem based learning/ integrated teaching	Written /viva	F	III	Tashrīḥ
CO8	Describe <i>Ḥiss Mushtarak</i> (Power of Composite Senses)	Cognitive/demonstration	MK	Knows how	Lecture/ problem based integrated teaching learning/	Written /viva	F&S	III	Tashrīḥ
CO8	Describe <i>Quwwat Mutakhayyila</i> (power of reasoning and imagination)	Cognitive/comprehension	MK	Knows how	Lecture/ problem based integrated teaching learning/	written	F&S	III	Tashrīḥ
CO8	Describe <i>Quwwat Ḥafīza</i> (Power of Memory)	Cognitive/recall	MK	Knows how	Lecture/ group discussion/ integrated teaching	Written /viva	F&S	III	Tashrīḥ
CO8	Describe <i>Quwwat Mutaṣarrifa</i> (Power of modification)	Cognitive/recall	MK	Knows how	Lecture/ group discussion/ integrated teaching	Written /viva	F&S	III	Tashrīḥ
CO8	Describe <i>Quwwat Wāhima</i> (Power of apprehension)	Cognitive/recall	MK	Knows how	Lecture/ Problem based learning/ integrated	written	F&S	III	Tashrīḥ

					teaching				
c) <i>Quwā Ḥaywāniyya</i>: definition, classification, functions, and complications									
CO8	Describe <i>Quwwat Ḥaywāniyya</i> (Vital Faculties)	Cognitive/demonstration	MK	Knows how	Lecture	written	F&S	III	Tashrīḥ
CO8	Describe <i>Quwwat Fā'ila</i> and <i>Munfa'ila Ḥaywāniyya</i>	Cognitive/demonstration	DK	Knows	Lecture/ Problem based learning	Written/ open book test/project work	F&S	III	Tashrīḥ
CO8	Discuss the advantages of <i>Inqibāḍ Qalb</i> and <i>Inbisāṭ Qalb</i> (Systolic and Diastolic movements of the Heart)	Cognitive/demonstration	DK	Knows how	Lecture / group discussion/ integrated teaching	Written /viva/ open book test/project work	F&S	III	Tashrīḥ
CO8	Enlist <i>A'rād Quwwat Ḥaywāniyya</i>	Cognitive/recall	NK	Knows how	Lecture / Problem based learning	written	F	III	Tashrīḥ
d) <i>Quwā Ṭabī'iyya</i>: definition, classification, and functions									
CO8	Define and Classify <i>Quwwat Ṭabī'iyya</i> (Physical Power)	Cognitive/comprehension	MK	Knows	Lecture/ Problem based learning	Written/viva	F&S	III	
CO8	Define and explain the functions of <i>Quwwat Ghādhiya</i>	Cognitive/comprehension	MK	Knows	Lecture	written	F&S	III	
CO8	Define and explain the functions of <i>Quwwat Nāmiya</i> (Power of Growth)	Cognitive/comprehension	MK	Knows	Lecture	written	F&S	III	
CO8	Describe <i>Sharā'it-i-Taghdhiya</i> (Conditions of nutrition) in detail	Cognitive/comprehension	MK	Knows	Lecture/ seminar	Written /viva/ open	F&S	III	

					/workshop	book test/project work			
CO8	Explain the Functional stages of <i>Quwwat Ghādhiya</i> at organ level	Cognitive/comprehension	MK	Knows	Lecture/group discussion	Written/viva	F&S	III	
CO8	Explain the functions of <i>Quwwat Mughayyira</i> (Power of transformation)	Cognitive/comprehension	MK	Knows	Lecture	Written/viva	F&S	III	
CO8	Define and explain the functions of <i>Quwwat Muwallida</i> (Generative Power)	Cognitive/comprehension	MK	Knows how	Lecture	Written/viva	F&S	III	
CO8	Define and explain the functions of <i>Quwwat Muṣawwira</i> (Molding Power)	Cognitive/comprehension	MK	Knows how	Lecture/problem-based learning	Written/viva	F&S	III	
CO8	Describe <i>Taghayyurāt Ghidhā'</i> (Metabolism of Nutrients) in detail	Cognitive/comprehension	DK	Knows	Lecture/audio-visual demonstration	Written/viva/ open book test/project work	F&S	III	
CO8	Explain the functions of <i>Quwwat Jādhiba, Māsika, Hāḍima</i> and <i>Dāfi'a</i> (Powers of absorption, retention, digestion, and excretion)	Cognitive/comprehension	MK	Knows	Lecture/group discussion	Written/viva	F&S	III	
CO8	Enlist <i>Huḍūm Arba'a</i> (Four Digestions)	Cognitive/comprehension	MK	Knows	Lecture/open book discussion	Written/viva	F&S	III	
CO8	Describe <i>Haḍm Mi'dī</i> (The Elementary Digestion) in detail	Cognitive/demonstration	DK	Knows	Lecture/audiovisual demonstration	Written/viva	F&S	III	Tashrīḥ

CO8	Describe <i>Haḍm Kabidī</i> (The Hepatic Digestion) in detail	Cognitive/demonstration	DK	Knows	Lecture / audiovisual demonstration	Written /viva	F&S	III	Tashrīḥ
CO8	Describe <i>Haḍm 'Urūqī</i> (Vascular Digestion) in detail	Cognitive/demonstration	DK	Knows	Lecture	Written /viva	F&S	III	Tashrīḥ
CO8	Describe <i>Haḍm 'Uḍwī</i> (Cellular Digestion) in detail	Cognitive/demonstration	DK	Knows	Lecture /audiovisual demonstration	written	F&S	III	Tashrīḥ
e) <i>Quwā Tanāsuliyya</i>: definition, classification, and complications									
CO8	Define and classify the <i>Quwwat Tanāsuliyya</i> (Power of reproduction)	Cognitive/demonstration	MK	Knows how	Lecture	Written /viva	F&S	III	Tashrīḥ
CO8	Enlist <i>A 'rād Quwwat Tanāsuliyya</i> (Power of reproduction)	cognitive	NK	Knows how	Lecture/ problem-based learning	Written /viva	F	III	Tashrīḥ
f) Classification of the <i>Af'āl</i> (Functions) according to <i>Quwā</i> (Powers)									
CO8	Classify the <i>Af'āl</i> (Functions) according to <i>Quwā</i> (Powers)	Cognitive/comprehension	MK	Knows	Lecture/ Problem based learning	Written /viva/ open book test/project work	F&S	III	
CO8	Explain relationship between <i>Af'āl</i> and <i>Quwā</i>	Cognitive/comprehension	DK	Knows how	Lecture	Written /viva	F&S	III	
g) Association amongst <i>Quwā</i> and the role of <i>Ṭabī'at</i>									
CO8, CO2	Explain the association amongst <i>Quwā</i> and the role of <i>Ṭabī'at</i>	Cognitive/comprehension	NK	Knows how	Lecture/ audio-visual	Written /viva/ open	F	III	

					demonstration/tutorial	book test/project work			
Topic 8 - (Af'āl) (Lecture:- 5 hours, Non lecture 1 hour)									
a) Definition and classification of Af'āl									
CO8	Define and classify <i>Af'āl</i>	Cognitive/comprehension	MK	Knows	Lecture/Problem based learning	Written /viva	F&S	III	
b) Fi'l Mufrad									
CO8	Define and classify <i>Fi'l Mufrad</i>	Cognitive/comprehension	MK	Knows	Lecture/Problem based learning	Written /viva	F&S	III	
c) Fi'l Murakkab									
CO8	Define and classify <i>Fi'l Murakkab</i>	Cognitive/comprehension	MK	Knows	Lecture/Problem based learning	Written /viva	F&S	III	
d) A'rāz Af'āl									
CO8	Describe A'rāz <i>Af'āl</i>	Cognitive/comprehension	MK	Knows	Lecture/Problem based learning	Written /viva	F&S	III	

Table 4: Learning objectives of *Kulliyat Umoore Tabiya* UNIUG-KUT (Practical)

A4 Course outcome	B4 Learning Objective (At the end of the practical/clinical session, the students should be able to)	C4 Domain/Sub	D4 Must know/desirable to know/Nice to know	E4 Level Does/shows/Knows how/knows	F4 T-L method	G4 Assessment	H4 Formative/summative	I4 Term	J4 Integration
Practical 1- (<i>Arkān</i>) (Non lecture:- 12 hours)									
CO3	illustrate the natural position of <i>Arkān</i>	Cognitive/comprehension	MK	Knows + Knows how	schematic diagram	Written/viva	F & S	I	
	Identify and classify the Elements with the help of Periodic Table	Cognitive/comprehension Psychomotor	MK	Knows + Knows how	schematic diagram	Written/viva	F & S	I	
	Illustrate ' <i>Anāshir Insāniyya</i>	Cognitive/comprehension	MK	Knows + Knows how	schematic diagram	Written/viva	F & S	I	
Practical 2- (<i>Mizāj</i>) (Non lecture:- 23 hours)									

CO4	Evaluate <i>Mizāj Shakhsī</i> through <i>Ajnās ‘Ashara</i>	Cognitive/Comprehension	MK	Knows + Knows how	schematic diagram/inquiry-based learning	Written/viva	F& S	II	
	Demonstrate <i>Aqālīm</i> with map/globe	Cognitive/Comprehension	MK	Knows + Knows how +shows	schematic diagram/ audio visual demonstration	Written/viva	F& S	II	
	Discuss and demonstrate old and new demarcation of <i>Aqālīm</i>	Cognitive/Comprehension	MK	Knows + Knows how	schematic diagram/audio visual demonstration	Written/viva	F& S	II	
Practical 3- (Akhlāt) (Non lecture:- 25 hours)									
CO5	Demonstrate <i>Akhlāt Arba ‘a</i> by blood sample	Cognitive/ comprehension /Psychomotor	MK	Knows + Knows how +shows	Demonstration/ observation/	Written/viva	F& S	II	
	Evaluate <i>Ghalaba-i-Akhlāt</i> by their <i>‘Alāmāt</i>	Cognitive/Comprehension	MK	Knows + Knows how	schematic diagram/ Demonstration of Akhlat of venous blood sample	Written/viva	F& S		
Practical 4- (A ‘dā’) (Non lecture:- 12 hours)									
CO6	Examination of <i>A ‘dā’ Mufrada</i> with the help of slide showing	Cognitive/Comprehension/Psychomotor	MK	Knows + Knows how +shows	schematic diagram	Written/viva	F& S	II	Ta sh rīh

	microstructural peculiarities and <i>A 'dā' Murakkaba</i> by diagram and models/specimens								
	Illustrate the functions of different organs	Cognitive/Comprehension	MK	Knows + Knows how	schematic diagram	Written/viva	F& S	II	
Practical 5- (<i>Arwāh</i>) (Non lecture:- 7 hours)									
CO7	Explain the classification of <i>Arwāh</i> by innovative mode	Cognitive/Comprehension	MK	Knows + Knows how	schematic diagram	Written/viva	F& S	III	
Practical 6 - (<i>Quwā</i>) (Non lecture:- 15 hours)									
CO8	Explain the classification of <i>Quwā</i>	Cognitive/comprehension	MK	Knows + Knows how	schematic diagram	Written/viva	F& S	III	
CO8	Illustrate <i>Quwwat Bāṣira</i> through assessment of visual Acuity by Snellen Chart	Cognitive/Recall+Comprehension	MK	Knows+ Knows how	Tutorial+ Demonstration	Written Practical exam +Viva-Voce	F & S	III	Ta sh rīh

CO8	Illustrate <i>Quwwat Sāmi 'a</i> through Tuning Fork Test/ Audiometry	Cognitive/Recall+ Comprehension Psychomotor	MK	Shows/ Knows /Knows how	Tutorial+ Demonstration	Written/ Practical exam +Viva-Voce	F & S	III	Ta sh rīḥ
CO8	Demonstrate <i>Quwwat Lāmisa</i> through perception of <i>Kayfiyāt Arba 'a</i> by calorimeter with tactile sensation	Cognitive/ comprehension Psychomotor	MK	shows	Demonstration/ observation	Written/vi va	F & S	III	Ta sh rīḥ
CO8	Describe and demonstrate <i>Ḥawās Khamsa Bāḥina</i>	Cognitive/Recall+ Comprehension	MK	Shows/ Knows/ Knows how	schematic diagram/Demons tration	Written /Practical exam +Viva-Voce	F & S	III	Ta sh rīḥ
CO8	Describe and demonstrate the <i>Ḥiss Mushtarak</i> by Newton's Colour Disc	Cognitive/Recall+ Comprehension	MK	Shows /Knows+ Knows how	Audio visual	Written/ Practical exam +Viva-Voce	F & S	III	Ta sh rīḥ
CO8	Describe and demonstrate the <i>Quwwat Wāhima</i>	Cognitive/Recall+ Comprehension	MK	Shows/Know s/ Knows how	Audio visual	written /Practical exam +Viva-Voce	F & S	III	Ta sh rīḥ
CO8	Describe and demonstrate the <i>Quwwat Ḥafīza</i> through PGI Memory Scale	Cognitive/Recall+ Comprehension	MK	Shows/Know s/ Knows how	Tutorial+ Demonstration	Written/Pra ctical exam +Viva-Voce	F & S	III	Ta sh rīḥ

Practical 7 - (<i>Af'al</i>) (Non lecture:- 4 hours)									
CO8	Illustrate the classification of <i>Af'al</i>	Cognitive/ comprehension	MK	Knows + Knows how +shows	schematic diagram/demon stration	Written/vi va	F& S	III	
CO8	Illustrate the functions of different organs	Cognitive/ Comprehension Psychomotor	MK	Knows + Knows how	Tutorial+ Demonstration	Written/viv a	F& S	III	

Table 5- Non Lecture Activities of *Kulliyat Umoore Tabiya* UNIUG-KUT

Sr. No.	List non lecture Teaching-Learning methods	No of Activities
1.	Group discussion	21
2.	Seminar/Workshop	27
3.	Tutorial	16
4.	Problem based learning	12
5.	Self-directed learning	03
6.	Audio visual demonstration	02
7.	Integrated teaching	17
8.	Jigsaw activity	08
9.	Open book discussion/ Open book Test	15
10	Quiz/ Puzzle	06
11	schematic diagram	13

Table 6: Assessment Summary

6 A - Number of papers and Marks Distribution

S. No.	Subject	Papers	Theory	Practical or Clinical Assessment					Grand Total
				Practical or Clinical	Viva	Electives	IA	Total	
1.	<i>Kulliyat Umoore Tabiya</i> (Basic Principles of Unani Medicine)	1	100	100	20	10	20	150	250

6. B - Scheme of Assessment (formative and Summative)

SR.NO.	PROFESSIONAL COURSE	DURATION OF PROFESSIONAL COURSE		
		First Term (1-6 Months)	Second Term (7-12 Months)	Third Term (13-18 Months)
1	First	3 PA & First TT	3 PA & Second TT	3 PA & UE

PA: Periodical Assessment; TT: Term Test; UE: University Examinations

6 C - Calculation Method for internal assessment Marks (20 Marks)

TERM	PERIODICAL ASSESSMENT				TERM TEST	TERM ASSESSMENT	
	A	B	C	D	E	F	G
	1 (20)	2 (20)	3 (20)	Average (A+B+C/3) 20	Term Test (MCQ+SAQ+LAQ and Practical (Converted to 20)	Sub Total	Term Assessment
FIRST						D+E	D+E /2
SECOND						D+E	D+E /2
THIRD					NIL	D	D
Final IA	Average of Three Term Assessment Marks as Shown in 'G' Column						

6 D - Evaluation Methods for Periodical Assessment

S. No.	Evaluation Methods
1.	Practical / Clinical Performance
2.	Viva Voce, MCQs, MEQ (Modified Essay Questions/Structured Questions)
3.	Open Book Test (Problem Based)
4.	Summary Writing (Research Papers/ Samhitas)
5.	Class Presentations; Work Book Maintenance
6.	Problem Based Assignment
7.	Objective Structured Clinical Examination (OSCE), Objective Structured Practical Examination (OPSE), Mini Clinical Evaluation Exercise (Mini-CEX), Direct Observation of Procedures (DOP), Case Based Discussion (CBD)
8.	Extra-curricular Activities, (Social Work, Public Awareness, Surveillance Activities, Sports or Other Activities which may be decided by the department).
9.	Small Project
10.	Other activities explained in Table 3 Column G3 as per indicated term.

6 E - Question Paper Pattern

I PROFESSIONAL BUMS EXAMINATIONS

UNIUG-KUT

PAPER

Time: 3 Hours Maximum Marks: 100

INSTRUCTIONS: All questions compulsory

		Number of Questions	Marks per question	Total Marks
Q 1	Multiple Choice Questions (MCQ)	20	1	20
Q 2	Short answer questions (SAQ)	8	5	40
Q 3	Long answer questions (LAQ)	4	10	40
				100

6 F - Distribution of Theory examination

	A List of Topics	B Term	C Marks	D Type of Questions “Yes” can be asked. “No” should not be asked.		
				MCQ (1 Mark)	SAQ (5 Marks)	LAQ (10 Marks)
1	مبحث عام (Mabḥas-i-‘Ām)	I	10	yes	yes	No
	<p>a) علم طب: موضوع، غرض و غایت اور (<i>Ilm Ṭibb, Mawḍū, Gharḍ-o-Ghāyat and its types</i>)</p> <p>b) اسباب وجود انسانی مع اقسام (<i>Asbāb-i-Wujūd Insāni and its classification</i>)</p> <p>c) امور طبیعیہ: اہمیت اور اقسام (<i>Umūr Ṭabī‘iyya, importance and classification</i>)</p> <p>d) طبیعت: تفہیم، اہمیت، آلات اور مناعت سے اس کا تعلق (<i>Ṭabī‘at: understanding, importance, tools and its</i>)</p>					

	<p>relation with immunity)</p> <p>e) حرارت غریزیہ: تصور، تنظیم، افعال، رطوبت غریزیہ، <i>Ḥarārat</i> (حرارت غریبیہ اور عنفونت <i>Gharīziyya</i>: Concept, Understandings, Functions, <i>Ruṭūbat Gharīziyya, Ḥarārat</i> <i>Gharība and Ufūnat</i>)</p>					
2	<p>عناصر/ارکان (<i>Arkān/ 'Anāṣir</i>)</p>	I	10	yes	yes	Yes
	<p>a) ارکان/عناصر (<i>Arkān/ 'Anāṣir</i>)</p> <p>b) ارکان اربعہ کا تصور (concept of <i>Arkān Arba 'a</i>)</p> <p>c) ارکان، عناصر اور اسطقتات کے مابین فرق (difference between <i>Arkān, 'Anāṣir</i> and <i>Uṣṭuquṣṣāt</i>)</p> <p>d) کیفیات اربعہ (<i>Kaifiyāt Arba 'a</i>)</p> <p>e) ارکان کی اقسام (Types of <i>Arkān</i>)</p> <p>f) عناصر انسانیہ کی جدید توضیح (Theorem of structural peculiarity of modern science)</p> <p>g) عناصر کی اطلاقی حیثیت (Clinical orientation of <i>'Anāṣir</i> in case of their excess and deficiency)</p>					
3	<p>مزاج/کیفیت (<i>Mizāj/ Kaifiyāt</i>)</p>	II	20	Yes	Yes	Yes
	<p>a) مزاج: تعریف، توضیح، اہمیت اور اقسام Definition, explanation, significance and types)</p> <p>b) مزاج معتدل (<i>Mizāj Mu 'tadil</i>)</p> <p>c) مزاج معتدل طبّی (<i>Mizāj Mu 'tadil Ṭibbī</i>)</p> <p>d) مزاج غیر معتدل (<i>Mizāj Ghayr Mu 'tadil</i>)</p>					

	<p>e) امزجہ اعضاء (Amzija A 'dā')</p> <p>f) مزاج انسانی اور اجناس عشرہ (Mizāj Insānī and Ajnās 'Ashara)</p> <p>g) امزجہ اسنان (Amzija Asnān)</p> <p>h) مزاج اجناس (Mizāj Ajnās)</p> <p>i) مزاج اقلیم (Mizāj Iqlīm)</p> <p>j) تشخیص مرض اور مزاج (Tashkhīṣ-i-Maraḍ and Mizāj)</p> <p>k) تجویز غذا، دوا اور مزاج (Recommendation of diets, drugs and Mizāj)</p>					
4	اخلاط (Akhilāt)	II	15	Yes	yes	Yes
	<p>a) اخلاط: تعریف، تصور و تفہیم و اقسام (Akhilāt: definition, concept and understanding and types)</p> <p>b) رطوبت اولی و ثانیہ (Ruṭūbat Uūla and Thāniya)</p> <p>c) دم: تعریف و توضیح مع دلائل، اہمیت، اقسام اور اطلاقی حیثیت (Khilṭ Dam: definition, explanation, importance, types and application)</p> <p>d) خلط بلغم: تعریف و توضیح مع دلائل، اہمیت، اقسام اور اطلاقی حیثیت (Khilṭ Balgham: definition, explanation, importance, types and application)</p> <p>e) خلط صفراء: تعریف و توضیح مع دلائل، اہمیت، اقسام اور اطلاقی حیثیت (Khilṭ Safrā': definition, explanation, importance, types and application)</p> <p>f) خلط سوداء: تعریف و توضیح مع دلائل، اہمیت، اقسام اور اطلاقی حیثیت (Khilṭ Sawdā': definition, explanation, importance, types and</p>					

	application) g) اربعیت اخلاط کے دلائل (Justification of <i>Arb'iat Akhlāt</i>)					
5	اعضاء (<i>A 'dā</i>)	II	10	yes	Yes	No
	<p>a) اعضاء کی توضیح اور اقسام (<i>A 'dā</i>): Description and their classification)</p> <p>b) اعضاء مفردہ کی تعریف، اقسام اور عدد اعضاء میں اطباء کی آراء (Definition of <i>A 'dā</i> <i>Mufrada</i>, classification, opinions of different physicians)</p> <p>c) اعضاء مرکبہ کی تعریف اور اقسام (Definition of <i>A 'dā</i> <i>Murakkaba</i> with their classification)</p> <p>d) اعضاء ریسہ (<i>A 'dā</i> <i>Ra 'īsa</i>)</p> <p>e) اعضاء خادمہ (<i>A 'dā</i> <i>Khādima</i>)</p> <p>f) عضو معطلی و عضو قابل (<i>'Uḍw Mu 'ī and 'Uḍw Qābil</i>)</p>					
6	ارواح (<i>Arwāḥ</i>)	III	10	Yes	Yes	No
	<p>a) ارواح کی تعریف اور اقسام (Definition of <i>Arwāḥ</i> and their classification)</p> <p>b) اطباء کی نظر میں روح کا تصور (Concept of <i>Rūḥ</i> according to different Unani Scholars)</p> <p>c) وظائف روح اور مسالک (Functions of <i>Arwāḥ</i> and their <i>Masālik</i>)</p> <p>d) تنقیہ اور ترویج (<i>Tanqiya</i> and <i>Tarwīḥ</i>)</p> <p>e) روح کا ہر جگہ مختلف اعضاء میں (Concentration of <i>Rūḥ</i> in different organs)</p>					

7	قوی (Quwā)	III	20	Yes	yes	Yes
	<p>a) قوی کی تعریف اقسام اور وظائف (Definition of Quwā with their classification and functions)</p> <p>b) قوی انسانیہ: تعریف مع اقسام، وظائف و عوارضات (Quwā Nafsāniyya: definition, classification, functions and complications)</p> <p>c) قوی حیوانیہ: تعریف مع اقسام، وظائف و عوارضات (Quwā Haywāniyya: definition, classification, functions and complications)</p> <p>d) قوی طبیعیہ: تعریف مع اقسام و وظائف (Quwā Ṭabī'iyya: definition, classification and functions)</p> <p>e) قوی تناسلیہ: تعریف اقسام و عوارضات (Quwā Tanāsuliyya: definition, classification, and complications)</p> <p>f) افعال کی تقسیم بحیثیت قوی (Classification of the Af'āl (Functions) according to Quwā)</p> <p>g) قوی میں باہمی اشتراک اور طبیعت کا کردار (Association amongst Quwā and the role of Ṭabī'at)</p>					
8	افعال (Af'āl)	III	5	Yes	Yes	No
	<p>a) افعال کی تعریف اور اقسام (Definition and classification of Af'āl)</p> <p>b) فعل مفرد (Fi'l Mufrad)</p> <p>c) فعل مرکب (Fi'l Murakkab)</p> <p>d) اعراض افعال (A'rād Af'āl)</p>					

6 G - Question Paper blueprint

A Question Sr. No.	B Type of Question	C Question Paper Format
Q1	<p>Multiple choice Questions (MCQ)</p> <p>20 Questions</p> <p>1 mark each</p> <p>All compulsory</p> <p>Must know 15 MCQ Desirable to know 3 MCQ Nice to know 2 MCQ</p>	<ol style="list-style-type: none"> 1. Topic number 1a./ 1b./ 1c./ 1d./ 1e 2. Topic number 2a./ 2b./ 2c./ 2d 3. Topic number 2e./ 2f./ 2g 4. Topic number 3a./ 3c 5. Topic number 3e./ 3f 6. Topic number 3g./ 3h./ 3i. 7. Topic number 3j./ 3k./ 4a. 8. Topic number 4b./ 4c./ 4d. 9. Topic number 4e./ 4f./ 4g. 10. Topic number 5a./ 5b./ 5c. 11. Topic number 5d./ 5e. 12. Topic number 5f./ 6a. 13. Topic number 6b./ 6c. 14. Topic number 6d./ 6e. 15. Topic number 7a./ 7b. 16. Topic number 7c./ 7d. 17. Topic number 7e./ 7f. 18. Topic number 8a./ 8b. 19. Topic number 8c. 20. Topic number 8d.
Q2	<p>Short answer Questions (SAQ)</p> <p>Eight Questions</p> <p>5 Marks Each</p> <p>All compulsory</p> <p>Must know 7 SAQ Desirable to know 1 SAQ No Questions on Nice to know</p>	<ol style="list-style-type: none"> 1. Topic number 1a./ 1b./ 1d./ 1e. 2. Topic number 2a./ 2c./ 2d./ 2g. 3. Topic number 3b./ 3i./ 3j./ 3k. 4. Topic number 4d./ 4e./ 4f./ 4g. 5. Topic number 5a./ 5d./ 5e./ 5f. 6. Topic number 6a./ 6c./ 6d./ 6e. 7. Topic number 7b./ 7d./ 7f./ 7g. 8. Topic number 8a./ 8b./ 8c./ 8d.
Q3	<p>Long answer Questions (LAQ)</p> <p>Four Questions</p> <p>10 marks each</p> <p>All compulsory</p> <p>All questions on must know No Questions on Nice to know and Desirable to know</p>	<ol style="list-style-type: none"> 1. Topic number 2a, / 2b./ 2c./ 2d./ 2e./ 2f. 2. Topic number 3a./ 3b./ 3c./ 3d. / 3f. / 3g. / 3e. 3. Topic number 4a./ 4d./ 4e./ 4f. / 4g. 4. Topic number 7a./ 7b./ 7d./ 7e. / 7f.

6 H - Distribution of Practical Examination

SN	Heads	Marks
1	Practical (Total Marks 100)	
	Natural position of Arkan/Classification of elements with the help of Periodic Table/Schematic representation of ' <i>Anāṣir Insāniyya</i>	30
	Evaluation of <i>Mizāj Insānī</i> by questionnaire based on <i>Ajnās 'Ashara</i> / Demonstration of <i>Iqlīm</i> by globe and graph/ Explanation of Arwah with innovative methods	30
	Evaluation of <i>Ghalaba-i- Akhlāt</i> / Assessment of <i>A 'ḍā' Mufrada wa A 'ḍā' Murakkaba</i> / Illustration of different <i>Quwa</i>	30
	Record Book	10
2	Viva Voce	20
3	Internal	20
4	Electives	10
	Total Marks	150

Table 7. Reference Books/Resources:

S.No:	Name of book	Authors
1	أكسير القلوب Ikseer-ul-Qulūb	حكيم محمد اكبر ارزاني Hakim Mohammad Akbar Arzani, Idara Kitab-ul-Shifa. New Delhi, 2019
2	كامل الصناع Kaamil-as- Sina'ah	علي بن عباس مجوسي Ali Ibn Abbas Majoosi, Idara Kitab-ul-Shifa. New Delhi, 2010
3	امور طبيعیه Introduction to Umūr Tabī'iyya	پروفیسر سید اشتیاق احمد Prof. Syed Ishtiyaq Ahmad Tibbiya College, Karol Bagh, New Delhi. 1980.
4	فردوس الحکمت فی الطب Firdaus-al-Hikmat fil Tibb	علي بن ربن طبری Ali ibn Rabban Tabri Idara, Kitab-ul-Shifa. New Delhi,

		2010
5	کتاب المرشد Kitabul Murshid (Urdu translation)	حکیم رضی الاسلام ندوی Raziul Islam Nadwi, Anjuman Taraqqi Urdu Bureau. New Delhi, 2000.
6	کلیات عصری Kulliyat-e-Asri	پروفیسر سید اشتیاق احمد Prof Syed Ishtiyaq Ahmad, Tibbiya College, Karol Bagh, New Delhi. 1983.
7	کلیات قانون Kulliyat-e-Qanoon	علامہ محمد کبیر الدین Allama Mohammad Kabiruddin, Ajaz Publishing House. Darya Ganj, New Delhi. 2006
8	کلیات نفیسی Kulliyat-e-Nafisi	علامہ محمد کبیر الدین Allama Mohammad Kabiruddin, Idara Kitab-ul-Shifa. New Delhi, 1934
9	افادہ کبیر Ifada-e- Kabīr	علامہ محمد کبیر الدین Allama Mohammad Kabiruddin, NCPUL, HRD Ministry, Govt. of India, 2001.
10	عین الحیوة Ain al-Hayāt (Urdu translation)	حکیم سید ظل الرحمن Hakim Syed Zillur Rahman, Ibn Sina Academy, Aligarh. 2007.
11	کتاب القوی الطبیعیہ Kitab al Quwā al Tabī ‘iyya	حکیم وسیم احمد Hakim Wasim Ahmad, Azra Book Traders, Sir Syed Ahmad Road Darya Ganj, New Delhi 2020.
12	ذخیرہ خوارزم شاہی Zakheera Khwarazm Shahī	اسماعیل جرجانی Ismail Jurjani, Aijaz Publishing House. Darya Ganj, New Delhi. 2010.
13	کتاب الکلیات Kitab -al-Kulliyat	علامہ ابن رشد Ibn Rushd, Maktaba Daniyaal, Urdu Bazaar Lahore, 2017.
14	موجز القانون Mawjaz- al- Qanoon (Urdu translation)	علامہ علاء الدین قرشی Allama Qarshi NCPUL, HRD Ministry, Govt. of India, 1984.

15	القانون فی الطب Al-Qanoon fil Tibb	ابن سینا Ibn Sina, Ajaz Publishing House. Darya Ganj, New Delhi.
16	نظریات و فلسفہ طب Nazariyāt wa Falsafa-i- Tib	انسٹی ٹیوٹ آف ہسٹری آف میڈیسن اینڈ میڈیکل ریسرچ Institute of history of medicine and medical research, Hamdard Buildings, Delhi. 1962.
17	کتاب فی الارکان Kitab fil Arkān	پروفیسر حکیم سید ظل الرحمن Prof. Hkm. Syed Zillur Rahman. Ibn Sina Academy, Aligarh.2008.
18	کتاب فی المزاج Kitab fil Mizāj	پروفیسر حکیم سید ظل الرحمن Prof. Hkm. Syed Zillur Rahman. Ibn Sina Academy, Aligarh.2008
19	کتاب فی الفرق الطب Kitab al Firaq at Tib	جالینوس Jalinoos (Urdu Translation by Hakim Zillur Rahman)
20	کتاب المنصوری Kitab- al-Mansoori	حکیم محمد زکریا رازی Hakim Mohammad Zakariya Razi, CCRUM. New Delhi. 1991.
21	کتاب المیاء Kitāb al-Miya	ابو سہل مسیحی Abu Sahl Masihi, CCRUM, New Delhi, 2008.
22	اطلاقی کلیات Itlaqi Kulliyāt	پروفیسر ذوالکفل Prof. Mohammad Zulkifle, NIUM, Bangalore.2020.
23	نظیر امینٹولوجی Temperamentology	پروفیسر آئی۔ ایچ۔ زیدی Prof. I.H. Zaidi, Dept. of Kulliyat, AMU, Aligarh 1991
24	کلیات امور طبیعیہ Kulliyāt Umūr Tabī'iyya	این سی پی یو ایل NCPUL, HRD Ministry, Govt. of India, 2021
25	کتاب المختارات Kitab al Mukhtarāt fit Tib	ابن ہبل بغدادی Ibn e Hubal Baghdadi, CCRUM. New Delhi. 2005
26	کتاب المرشد Kitab al Murshid	حکیم وسیم احمد

	Kitāb Al Murshid (The Guide) (English translation)	Hakim Wasim Ahmad, Markazi Publications, Jamia Nagar, Okhla, New Delhi 110025, 2021
27	اصول طب Usool-e-Tib	سید کمال الدین حسین ہمدانی Syed Kamaluddin Husain Hamdani, NCPUL, New Delhi

**COURSE CURRICULUM FOR FIRST PROFESSIONAL BUMS
(PRESCRIBED BY NCISM)**

**MANAFEUL AZA
SUBJECT CODE: UNIUG-MZ
HUMAN PHYSIOLOGY**

**(Applicable from 2021-2022 batch onwards for five years or until further
notification by NCISM, whichever is earlier)**



**BOARD OF UNANI, SIDHA AND SOWA RIGPA
NATIONAL COMMISSION FOR INDIAN SYSTEM OF MEDICINE
NEW DELHI-110058**



UNIUG-MZ

NCISM

I professional BUMS

Subject Code: UNIUG-MZ

Manafeul Aza

KEY POINTS

Total number of Teaching hours: 600			
Lecture hours (LH) - Theory		200 Hours	200 Hours (LH)
Paper I	97 Hours		
Paper II	103 Hours		
Non-Lecture hours (NLH) – Theory		120 Hours	400 Hours (NLH)
Paper I	58 Hours		
Paper II	62 Hours		
Non-Lecture hours (NLH) - Practical		280 Hours	

Examination (Papers & Mark Distribution)					
Item	Theory Component Marks	Practical Component Marks			
		Practical	Viva	Elective	IA
Paper I	100	100	20	10	20
Paper II	100				
Sub-Total	200	150			
Total marks	350				

Preface

In Unani Medicine, seven factors called Umoore Tabiya, are considered essentials for the existence of human beings. Among these factors Afa'al (functions) of the body are placed at the seventh and last position indicating the functions of the body as the pinnacle of the biological existence of human beings. In the subject Manafeul Aza we study the functions of human body, from the point of view of both Unani and modern understanding. Knowing how the body works at the cellular level, organ level and as a whole? including the physical and chemical processes involved is the main domain of Manafeul Aza. Study of Manafeul Aza also includes the understanding of how body maintains a constant state of its internal environment (homeostasis) and how different organ systems play a role to maintain it. Knowing how an interchange between static and dynamic conditions take place and how after a brief change body gets back to a new steady state is a key area of Manafeul Aza. Another area of Manafeul Aza is the study of various control system of the body and how they regulate various functions. In this subject the students will study various topics like Homeostasis, Action Potential, Membrane transport, Muscle physiology and acid base balance. Various body systems which students will study are Haemopoietic system, Cardiovascular system, Digestive system, Respiratory system, Nervous system, Excretory system and endocrine system.

Index`

Table 1- Course outcomes and matched Program outcomes.	5
Table 2: Contents of Manafeul Aza - Paper – I (Theory)	6
Table 2: Contents of Manafeul Aza - Paper – II (Theory).....	9
Table 2: Contents of Manafeul Aza (Practical).....	13
Table 3: Learning objectives of Manafeul Aza UNIUG-MZ - Paper – I (Theory).....	15
Table 3: Learning objectives of Manafeul Aza UNIUG-MZ - Paper – II (Theory)	39
Table 4: Learning objectives of Manafeul Aza UNIUG-MZ (Practical).....	84
Table 5- Non Lecture Activities of Manafeul Aza UNIUG-MZ	90
Table 6: Assessment Summary	90
6 A - Number of papers and Marks Distribution	90
6. B - Scheme of Assessment (formative and Summative).....	91
6 C - Calculation Method for internal assessment Marks (20 Marks)	91
6 D - Evaluation Methods for Periodical Assessment	91
6 E - Question Paper Pattern	92
6 F(1) - Distribution of Theory examination Paper-I.....	93
6 F(2) - Distribution of Theory examination Paper-II	96
6 G(1) - Question Paper blueprint Paper I	100
6 G(2) - Question Paper blueprint Paper II	101
6 H - Distribution of Practical Examination	103
Table 7. Reference Books/ Resources:	103

First BUMS

Course code and Names of Course

	Course code	Name of Course
	UNIUG-MZ	Manafeul Aza (Human Physiology)

Table 1- Course outcomes and matched Program outcomes.

SR1 CO No	A1 Course Outcome (CO) UNIUG-MZ At the end of the course UNIUG-MZ, the student should be able to-	B1 Course Outcome matched with program outcomes.
1	Define <i>Al-istitbab</i> (homeostasis) and <i>Tabiat</i> and explain how homeostatic mechanisms normally maintain a constant interior milieu at organ, tissue and cellular level including the chemical and physical processes involved	PO1, PO2
2	State the <i>Nizame Aaza</i> (organ system of the body), explain the mechanisms by which each <i>Uzu works</i> , and relate the functions and the <i>Tashreeh (anatomy)</i> and <i>Nusujyyat (histology)</i> of each organ system.	PO1, PO2
3	Understand and demonstrate the interrelations of the <i>Nizam-e –Aza</i> to each other.	PO1, PO2
4	Predict and explain the integrated responses of the organ systems of the body to <i>Tabayi ijahad (physiological stress)</i> and <i>Ghairtabayi ijhad (pathological stresses)</i> .	PO2
5	Explain the <i>Mahiyatul marzi</i> (patho-physiology) of common diseases related to the organ systems of the body.	PO2
6	Measure and compare normal and abnormal values for a variety of <i>Wasait-e-tabayi (physiological parameter)</i> obtained through experiments	PO1, PO2, PO4
7	Utilize Data from experimental studies to explain the <i>Tabyi Usool</i> of body systems	PO1, PO2, PO8
8	Use <i>Manafeul Azayi istilahat</i> (physiological terminology) to comprehend and communicate information on body function (lab Reports)	PO2, PO5
9	Conduct experiments which illustrate chemical and physical concepts including <i>Paimaish zaqtud dam qavi</i> (blood pressure measurement), <i>Paimaish ahjam-e-aljihaz altanafusi</i> (measurement of respiratory volumes), <i>Tajziya-e- baul (urine analysis)</i> , and <i>Tajziya-e-dam (Blood examination)</i> .	PO2, PO4

Table 2: Contents of Manafeul Aza - Paper – I (Theory)

	A2 List of Topics UNIUG-MZ	B2 Term	C2 Marks	D2 Lecture hours	E2 Non- Lecture hours
1	Umoomi Manafeul Aza (General physiology)	I	10	9	05
	(a) Al-istitbab (Homeostasis) الاستتباب				
	(b) Transport across cell membrane انتقال بين الغشاء الخلية				
	(c) Action potential جهد الفعل				
	(d) Muscle physiology فعليات الاعضاء				
	(e) Macromolecules جزئی کبیروى سالمات کبیروہ				
	(f) Protein synthesis پیدائش لحمین				
	(g) Acid-base balance التوازن الحمضي القلوي				
	(h) Water balance التوازن الماء				
2	Study of Khulia and Insaja (Cytology and Histology)	I	15	9	06
	(a) Qhulia ki khurd beeni sakht-o-Afaal, (Brief discussion and introduction of cytology) خلیہ کی خورد بینی ساخت و افعال				
	(b) Tareef –e- insaja (definition) تعریف انسجہ				
	(c) Aqsaam –e- insaja (types) اقسام انسجہ				
	(d) Insaja ki Khurd beeni sakht ka phailao-wa-afaal, (distribution and function of tissues), انسجہ کی خورد بینی ساخت کا پھیلاؤ و افعال				
	(e) Nassej-e-bushra (epithelial tissue) نسیج بشری				
	(f) Naseej-e-waasil (connective tissue), نسیج واصل				
	(g) Nassj-e-azlee (muscular tissue) نسیج عضلی				
	(h) Naseeje asabi (nervous tissue). نسیج عصبی				
3	Khoon wa Nizam-e-Damwi (Blood & Haemopoietic System) خون و نظام دموی	II	30	30	15
	(a) Khoon ki tareef (definition of blood), Ajza (constituents), Afaal (functions), Lazoojat aur hajam (viscosity and volume). خون کی تعریف، اجزاء، افعال، لزوجت اور حجم				
	(b) Maiyat-ud-dum (blood plasma): Ajza (constituents), Mavaad-e-lahmiya, aur afaal (plasma proteins and their functions) مائیت الدم، اجزاء، مواد لحمیہ اور انکے افعال				
	(c) Kurriyat-e-hamra (RBC): Saqht, ajza-e-tarkeebi (structure, composition), Paidaiish (formation), Numu (development), aur Anjam (fate), Majmooyee taadaat (total count), Miqdaar ki				

	takhmeen ke tareeqe (methods of estimation), Aur unke feliyati iqhtilaaf (& their physiological variations) ، کریات حمراء : ساخت، اجزائے ترکیبی، پیدائش ، نمو اور انجام ، مجموعی تعداد، مقدار کی تخمین کے طریقے اور انکے فعلیاتی اختلاف				
	(d) Hamratuddam (haemoglobin) ke Ajza-e-tarkeeb (composition), Aqsaam (varieties), Khwaas (properties), Miqhdar ki takhmeen ke tareeqe (method of estimation), Aur afaal (and functions) ، حمرة الدم کے اجزائے ترکیبی، اقسام، خواص ، مقدار کی تخمین کے طریقے اور افعال				
	(e) Kurriyat-e-baiza (WBC) ki Saqht (structure), Aqsaam (types), Paidaish (formation), Afaal (functions), Aur inke baahami tanasub (& their differential count) ، کریات بیضاء : ساخت، اجزائے ترکیبی، پیدائش ، نمو اور انجام ، مجموعی تعداد، اور انکے باہمی تناسب ، مقدار کی تخمین کے طریقے اور انکے فعلیاتی اختلاف				
	(f) Aqrasedamviya (platelets) ki Saqht (structure), Paidaish (formation) & Afaal (functions). اقراص دمویہ کی ساخت، پیدائش اور افعال				
	(g) Injimaduddam (coagulation of blood) ki Tareef (definition), Awamil e injimaduddam (coagulation factors), Waqfa-e-jiryanuddam (bleeding time), Waqfa-e-injimaduddam (clotting time) aur unki takhmeen (and their estimation) انجماد الدم کی تعریف، عوامل انجماد الدم، وقفہ جریان الدم، وقفہ انجماد الدم اور انکی تخمین				
	(h) Khoon ki girohbandi (Blood Groups) خون کی گروہ بندی				
	(i) Intiqaluddam (blood Transfusion) & Blood Banks انتقال الدم				
4	<i>Nizam-e-Urooq-i-Lymphavia aur Shabki-o-Bashree Baatini</i> (Lymphatic & Reticulo-endothelial system) نظام عروق لمفاویہ اور شبکی و بشری باطنی	1	5	03	02
	(a) Rutubat-e-limfavia ki paidaish aur tarkeeb (formation and composition of lymph) رطوبت لمفاویہ کی پیدائش اور ترکیب				
	(b) Rutubat-e-limfavia ka dauran (lymphatic channels and lymphatic drainage) رطوبت لمفاویہ کا دوران				
	(c) Ghudood-e-limfavia (lymph glands) غدد لمفاویہ				
	(d) Nizam-e-shabkiya muhtamla ki tamheed aur afaal (introduction to reticulo-endothelial system, and its functions) نظام شبکیہ مبطنہ کی تمہید اور افعال				
	(e) Tihaal aur iske afaal (spleen & its functions). طحال				

	اور اسکے افعال				
5	Nizam-e-Dauran-e-Khoon (Circulatory system) نظام دوران خون	III	20	23	15
	(a) Tareef(introduction) تعریف				
	(b) Samamaat-e-qalb aur inke afaal (valves of heart and their actions) صمامات قلب اور انکے افعال				
	(c) Qalb ke makhsoos itsaali ansaja (special junctional tissues), قلب کے مخصوص اتصالی انسجہ				
	(d) Azla-e-qalb ki khusoosiyat (properties of cardiac muscles) عضلہ قلب کی خصوصیات				
	(e) Daura-e-qalbi (cardiac cycle) دورہ قلبی				
	(f) Aswaat-e-qalb (heart sounds) اصوات قلب				
	(g) Suqoot-e-qalb (heart block) سقوط قلب				
	(h) Aasaab-e-qalb (nerves of the heart), اعصاب قلب				
	(i) Mrakaz-e-qalb aur iske afaal (cardiac centre & its function) مرکز قلب اور اسکے افعال				
	(j) Barqi qalb nigari (electro-cardiograph برقی قلب نگاری				
	(k) Fisharruddum aur iske feliyati avamil (blood pressure and its physiological control) فشارالدم اور اسکے فعلیاتی عوامل				
6	Hayateen (Vitamins) حیاتیات	II	10	6	04
	(a) Hayateen ki tareef (definition) حیاتیات کی تعریف				
	(b) Aqsaam (types) اقسام				
	(c) Miqdar khurak (daily requirement) مقدار خوراک				
	(d) Afaal (functions) افعال				
7	Istehala (Metabolism) استحاله	III	10	17	11
	(a) Istehala ki tareef (introduction to metabolism) استحاله کی تعریف				
	(b) Nashasta ka istehala (metabolism of carbohydrate) نشاستہ کا استحاله				
	(c) Shamiyat ka istehala (metabolism of lipids شحمیات کا استحاله				
	(d) Humooz-e-shorain ka istehala (metabolism of amino acids) حموض شورین کا استحاله				
	(e) Madaniyat aur paani ka istehala (mineral and water metabolism). معدنیات اور پانی کا استحاله.				
Total				97	58

Table 2: Contents of Manafeul Aza - Paper – II (Theory)

	A2 List of Topics UNIUG-MZ	B2 Term	C2 Marks	D2 Lecture hours	E2 Non- Lecture hours
1.	<i>Nizam-e-Hazm (Digestive system)</i> نظام ہضم	I	15	17	07
	(a) Tamheed-e-nizam-e-hazm (introduction of digestive system) تمہید نظام ہضم				
	(b) Khurd beeni sakht of ghudood-e-luabiya (histological structure of salivary glands), luab-e-dahan ki tarkeeb (composition of saliva) غدد لعابہ کی خوردبینی ساخت، لعاب دہن کی ترکیب				
	(c) Tarssho aur afaal (secretion of saliva and functions) لعاب دہن کا ترشح اور افعال				
	(d) Rutubat-e-maaddi (gastric juice) رطوبات معدی				
	(e) Rutubat-e-mayvi, aur rutubat-e-safravi ki tarkeeb, tarassho aur afaal (composition of succus entericus and bile secretion and their functions) رطوبات معوی اور رطوبات صفراوی کی ترکیب، ترشح اور افعال				
	(f) Majra-e-ghizai ke harkat aur unke afaal (movements of alimentary canal and their functions) مجری غذائی کی حرکات اور انکے افعال				
	(g) Fuzla ki paidaish-o-iqhraj (formation of faeces and defecation) فضلہ کی پیدائش و اخراج				
	(h) Jigar ki saaqht-o-afaal, (structure and & functions of liver) جگر کی ساخت و افعال				
	(i) hazm-e-nishashta (digestion of carbohydrate), ہضم نشاستہ				
	(j) hazm-e- shorain (digestion of protein) ہضم شورین				
	(k) andhazm-e-shaham (digestion of lipids) ہضم شحم				
	(l) paani ka injezab (absorption of water) پانی کا انجذاب				
2.	<i>Nizam-e-Tanaffus (Respiratory system)</i> نظام تنفس	I	15	16	11
	(a) Mukhtalif tanaffussi aaza ki tamheed (introduction of respiratory system/organs) مختلف تنفسی اجزاء کی تمہید				
	(b) Aaza –i- tanaffys ki Khurd beeni sakht				

	(histological structure) اجزائے تنفسی کی خوردبینی ساخت				
	(c) Uzlaat-e-tanaffuss aur unke afaal (respiratory muscles & functions of respiratory system/organs) عضلات تنفس اور انکے افعال				
	(d) Oxygen aur carbon di oxide ki muntaqeeli (transport of oxygen & carbon dioxide) آکسیجن اور کاربن ڈائی آکسائیڈ کی منتقلی				
	(e) Riya aur insaja may gason ka tabadila (gaseous exchange in lungs and tissues) ریہ اور انسجہ میں گیسوں کا تبادلہ				
	(f) Tanaffuss ke marakiz (centers of respiration) تنفس کے مراکز				
	(g) Masnooi tanaffuss aur inke mukhtalif tareeqe (artificial respiration and its methods) مصنوعی تنفس اور ان کے مختلف طریقے				
	(h) Jasamat-e-reviya (pulmonary volume) ریویہ جسمات				
	(i) Waqaat-e-reviya (pulmonary capacities) وقعت ریویہ				
	(j) Usre tanaffuss (dyspnoea) عسر تنفس				
	(k) Qillat-e-baad (anoxia) قلت باد				
	(l) Dushwaar-e-tanaffuss (apnoea) دشوار تنفس				
	(m) Izdiyad-e-tanaffuss (hypercapnia) ازدیاد تنفس				
	(n) Sat-he-martafa aur gehre paani ke feliyati asraat (physiological effect of high altitude & under water) سطح مرتفع اور گہرے پانی کے فعلیاتی اثرات				
3.	Nizam-e-Ikhrāj (Excretory system) نظام اخراج	II	15	14	11
	(a) Kulliyya ki saqht-o-afaal (Structure and function of kidney) کلیہ کی ساخت و افعال				
	(b) Aljihazul mujawiru lil kubaiba (juxta--glomerular apparatus and renin- angiotensin system) الجہاز المجاورہ للکبیبہ اور نظام رینن و انجیوٹنسن				
	(c) Paidaish-e- bowl, tarkeeb-e-bowl, aur miqhdar-e-bowl (urine formation, quantity & concentration of urine) پیدائش بول، ترکیب بول اور مقدار بول				
	(d) Renal regulation of fluid and electrolytes and acid-base balance توازن کھارل اور توازن حمضی قلوئی میں کلیہ کا کردار				
	(e) iqhrāj-i- bowl aur iska mechania (micturition and its mechanism) اخراج بول اور اسکامیکانیہ				
	(f) masana aur uske su-e- afaal (urinary bladder)				

	and its abnormalities) مثانہ اور اس کی خرابیاں				
	(g) Artificial kidney, dialysis and renal transplantation مصنوعی کلیہ، ڈائلیسس اور زرع کلیہ				
	(h) Renal function tests اختبار وظيفة الكلية				
	(i) Unani concepts of idrar-e-bowl ادرار بول کا یونانی طبی مفہوم				
4.	Nizam-e-jild (Integumentary system) نظام جلد	II	10	04	02
	(a) Jild ki sakht aur afaal (structure and functions of skin) [integument], جلد کی ساخت و افعال				
	(b) Paseena (sweat) پسینہ				
	(c) Hararat-e-badaniya ka tavazun, (regulation of body temperature) حرارت بدنیه کا توازن				
	(d) Ghair tabiyyee hararat aur qillate-hararat (abnormal and sub-normal temperature). غیر طبعی حرارت و قلت حرارت				
5.	Nizam-e-Aasab (Nervous system) نظام اعصاب	II	15	19	11
	i. Organization of nizam-e-aasab (nervous system)تنظیم نظام اعصاب				
	ii. Naseej-e- asabi (neural tissue)نسیج عصبی				
	iii. Leef-e- asabi (Nerve fibers) لیف عصبی				
	iv. Mashbak/ittisal (synapse): اتصال/مشبک				
	v. Asabi mursalat (neurotransmitters) عصبی مرسلات				
	vi. Markazi nizam-e- asab (Central nervous system) مرکزی نظام اعصاب				
	vii. Assabeel-o shabkiya hissi (Sensory pathways and tracts) السبیل و شبکیہ حسی				
	viii. Nizam-e-harkiyah (Motor system) نظام حرکتیہ				
	ix. Alfailur-rudood (Reflexes) الفعل ردود				
	x. Muqheeqh uqda-e qaidiyyah (Cerebellum & basal ganglia) مخیخ اور عقدہ قعدیہ				
	xi. Nizame asabi la iradi (Autonomic nervous system) الجهاز العصبي اللاإرادي				
	xii. nuqha (Spinal cord) نخاع				
	xiii. maseerutus sailunuqhayi (Cerebero-spinal fluid) مسیرة السائل النخاعي				
	xiv. Al naum (Physiology of sleep) النوم				
	xv. Waj-o- alam (Physiology of pain) وجع و الم				
	xvi. EEG & nerve tests				

xvii.	Unani concept of quwwat-e-nafsaniyyah نفسانیہ قوت				
xviii.	Quwwat-e zaiqah wa shammah (the taste and smell sensation) قوت ذائقہ و شامہ				
xix.	Uzn (Ear) اذن				
xx.	Ghisha-e tabli aur azeematusameiyyah (Tympanic membrane and the ossicular system) غشاء طبلی اور عظیمات السمعیہ				
xxi.	Cochlea قوقلیا				
xxii.	Saut (Sound) صوت				
xxiii.	Mechania-e quwwat-e-saut-e-markazi (Central auditory mechanisms) میکانیہ قوت صوت مرکزی				
xxiv.	Hearing test				
xxv.	Eye عین				
xxvi.	Ratubat-e ain (Fluid system of the eye) رطوبات عین				
xxvii.	Photochemistry of vision الکیمیاء الضوئیة للرؤية				
xxviii.	Ruyiyat ka mechania (Physiology of vision) رؤیت کا میکانیہ				
xxix.	Harkat-e-ain (Eye movements) حركات عین				
6.	Nizam-e-ghudood la qanatiyah (Endocrine system)	III	15	19	10
	(a) Ghudood-e-la qanatiyah (endocrine gland) غدودلا قناتیہ				
	(b) Tanzeem-e-afraz rasilat (regulation of hormones) تنظیم افراز رسیلات				
	(c) Rasilat ka mekaniya-i- amal (Mechanism of action of hormones) رسیلات کا میکانیہ عمل				
	(d) Rasilat aur istihala-e- kailshium (Hormones and calcium metabolism) رسیلات اور استحاله کیلشیم				
	(e) Taht-us-sarir (hypothalamus) تحت السریر				
	(f) Ghudda nukhamiyah (pituitary gland) غده نخامیہ				
	(g) Rasila-e-namu (growth hormone) رسیلہ نمو				
	(h) Ghudda-e-nukhmiya muaqqhar (posterior pituitary) غده نخامیہ مؤخر				
	(i) Ghudda-e-darqiyyah (thyroid gland) غده درقیہ				
	(j) Ghudda-e- kazriyyah (adrenal glands) غده کزریہ				
	(k) Banqiras (pancreas): بانقراس				
	(l) Ghudda sa'atariyyah (thymus) and ghudda-e-sanobariyyah (pineal gland): غده صعتریہ اور غده صنوبریہ				
	(m) Thyroid function tests				
	(n) Endocrine consequences and metabolism				
7.	Nizam-e-tauleed (Reproductive system)	III	15	14	10
	(a) Sex differentiation & determination				
	(b) Bulooqhat (puberty): بلوغت				

(c) Nizam-e-tauleed mardana (male reproductive system) نظام تولید مردانه				
(d) Rasila-e-khusya (testosterone) رسیله خصیه				
(e) Ghudda-e-madhi(prostate) غده مذی				
(f) Nizame tawleed zanana(female reproductive system)) نظام تولید زنانہ				
(g) Rasila muwallid-i- bayda (oestrogen) and rasila mu'in al-haml (progesterone): رسیله مولد بایندہ و رسیله معین حمل				
(h) Hamal (pregnancy), wiladat (parturition) & ilban / amal-e-raza'at (lactation) و عمل رضاعت				
(i) Iyas (menopause) ایاس				
(j) Unani concepts of quwwat-e-tanasulliya قوت تناسلیہ کا طبی مفہوم				
Total			103	62

Table 2: Contents of Manafeul Aza (Practical)

	A2 List of Topics UNIUG-MZ	B2 Term	C2 Marks	D2 Lecture hours	E2 Non- Lecture hours
1	General physiology	I	18		76
	Stethoscope				
	Microscope				
	Body Temperature				
2	Respiratory System	I	12		20
	Respiratory sounds				
	Lung volume/ capacities				
3	Digestive System	I	10		12
	BMI				
	Bowel sounds				
4	Haematology	II	16		70
	Types of blood samples				
	Blood Plasma				
	Serum				
	Blood cells				
	Erythrocytes				
	Leucocytes				
	Haemoglobin				
	Blood groups				
	Blood Indices				
5	Urology	II	14		36
	Physical examination of urine				
	Microscopic examination of urine				
	Chemical examination of urine				

6	Cardio vascular system	III	14		32
	Radial pulse				
	Blood Pressure				
	ECG				
	Heart sounds				
7	Nervous System	III	8		20
	EEG				
	NCT				
8	Special Senses	III	8		14
	Perimetry				
	Visual acuity				
	Colour vision				
	Conduction of sound				
Total					280

Table 3: Learning objectives of Manafeul Aza UNIUG-MZ - Paper – I (Theory)

A3 Course outcome	B3 Learning Objective (At the end of the session, the Students should be able to)	C3 Domain/Su b	D3 Must to know/desira ble to know/Nice to know	E3 Level Does/shows / Knows how/ Knows	F3 T-L method	G3 Assessment	H3 Formative /summative	I3 Term	J3 Integrat ion
Topic 1- Umoomi Manafeul Aza (general physiology) (Lecture:- 09 hours, Non lecture 05hour)									
CO1	Define Manafeul Aza	Cognitive/R ecall	MK	K	Lecture	Written/ viva- voce	F & S	I	
CO1	Explain Homeostasis and its significance	Cognitive/R ecall	MK	KH	Lecture / Small group discussion	Written/ Open Book Test,	F & S		
CO2, CO3	Describe transport across cell membrane	Cognitive/R ecall	MK	KH	Lecture/ Educational videos	Written/ viva- voce	F & S	I	
CO2, CO3	Explain Action potential	Cognitive/R ecall	MK	KH	Lecture	Written/ viva- voce	F & S	I	
CO2, CO3	Describe muscle physiology	Cognitive/R ecall	MK	KH	Lecture/symposium	Written/ viva- voce	F & S	I	
CO2, CO3	Describe structure and biochemistry of macromolecules	Cognitive/R ecall	MK	K	Lecture	Written/ viva- voce	F & S	I	
CO2, CO3	Explain protein synthesis	Cognitive/R ecall	MK	K	Lecture/ Tutorials	Written/ viva- voce	F & S	I	

CO2, CO3, CO4	Describe Acid-base balance	Cognitive/Recall	MK	K	Lecture/ Small group discussion/ PBL	Written/ viva- voce	F & S	I	
CO2, CO3, CO4	Describe water balance	Cognitive/Recall	MK	K	Lecture/ Small group discussion	Written/ Project Work	F & S	I	
Topic 2- Study of Khulia and Insaja (Cytology and Histology) (Lecture:- 09 hours, Non lecture 06hours)									
CO2	Explain cytology and histology	Cognitive/Recall	MK	K	Lecture	Written	F & S	I	
CO2	Explains in detail about the structure and functions of the Khulia (cell)	Cognitive/Recall	MK	K	Lecture/ symposium	Written	F & S	I	
CO2	Describes the Taqseem-e-Khulia (cell division)	Cognitive/Recall	MK	KH	Lecture/discussion/ symposium	Written	F & S	I	
CO2, CO5	Gene mutations, Chromosomal aberrations	Cognitive/Recall	MK	KH	Lecture/discussion/ symposium	Written	F & S	I	
CO2	Define and classify the cell junctions	Cognitive/Recall	NK	K	Lecture/symposium	Written /viva voce	F	I	
CO1, CO2	Explain about the cell death	Cognitive/comprehensions	DK	KH	Lecture/discussion	Written/viva Voce	F & S	I	
CO2	Define and classify the Insaja	Cognitive/Recall	MK	K	Lecture	Written	F & S	I	
CO2	Describe the structure and functions of Naseej-	Cognitive/comprehensions	MK	K	Lecture/ symposium	Written	F & S	I	

	e-Bashri (Epithelial tissues)	ions							
CO2	Describe the structure and functions of Naseej-e-Wasil (connective tissues)	Cognitive/comprehensions	MK	K	Lecture/ symposium	Written	F & S	I	
CO2	Describe the structure and functions of Naseej-e-Azli (muscle tissues)	Cognitive/comprehensions	MK	K	Lecture/ symposium	Written	F & S	I	
CO2	Describe the structure and functions of Naseej-e-Asbi (nervous tissues)	Cognitive/comprehensions	MK	K	Lecture/ symposium	Written	F & S	I	
Topic 3-Khoon wa Nizam-i-Damwi (Blood & Haemopoetic System) (Lecture:- 30 hours, Non lecture 15hours)									
CO2	Define the Khoon and explain its properties, compositions and functions	Cognitive/ Recall	MK	K	Lecture	Written	F & S	II	
CO2	Describe the Sayyal-e-Damwi Lahmi (plasma proteins)	Cognitive/comprehensions	MK	K	Lecture/symposium	Viva voce	F & S	II	
CO2	Differentiate between plasma and serum	Cognitive/comprehensions	MK	KH	Group discussion	Written/Viva voce	F&S	II	
CO2	Describe the structure and morphology of	Cognitive/comprehe	MK	K	Lecture/discussion	Written/Viva voce	F & S	II	

	Kurriyat-i-Hamra (RBCs)	nsions							
CO2	Explain the properties of Kurriyat-i-Hamra	Cognitive/comprehe nsions	MK	K	Lecture/symposium	Written/Viva voce	F & S	II	
CO2	Define and Describe the synthesis of Kurriyat-i-Hamra (Erythropoiesis)	Cognitive/Recall	MK	K	Lecture/symposium	Written/Viva voce	F & S	II	
CO2	Describe the site for Erythropoiesis in foetus and adult	Cognitive/comprehe nsions	DK	K	Educational video /Lecture/discussion	Written/Viva voce	F & S	II	
CO2, CO4	Enumerate the factors necessary for Erythropoiesis	Cognitive/Recall	MK	K	Lecture/discussion	Viva voce	F & S	II	
CO2, CO4	Describe regulation of Erythropoiesis	Cognitive/comprehe nsions	MK	KH	Lecture/discussion	Viva voce	F & S	II	
CO2	Explain the lifespan and the fate of Kurriyat-i-Hamra	Cognitive/comprehe nsions	MK	K	Lecture/PBL	Written/Viva	F & S	II	
CO2	Describes the functions of Kurriyat-i-Hamra	Cognitive/comprehe nsions	MK	K	Lecture/	Written/Viva	F & S	II	
CO1, CO2, CO5	Explain the physiological & pathological variations in number of RBCs	Cognitive/comprehe nsions	MK	Kh	Lecture/PBL	Written/Viva	F & S	II	

CO2, CO3	Define and classify the Faqrud-Dum (anaemia)	Cognitive/ Recall	MK	K	Lecture/symposium	Written/ Viva	F & S	II	
CO1, CO2	Explain the morphological variations of RBCs	Cognitive/ comprehe nsions	MK	Kh	Lecture	Written/ Viva	F & S	II	
CO4	Explain the Applied physiology of ESR	Cognitive/ comprehe nsions	MK	Kh	Small group discussion	Written/ Viva	F & S	II	
CO4	Explain the applied physiology of packed cell volume	Cognitive	MK	K	Small group discussion	Written/ Viva	F & S	II	
CO4,	Define and explain in detail about the blood indices	Cognitive	NK	K	Small group discussion	Written/ Viva	F & S	II	
CO2	Explain the structure & functions of Hamratud-Dum (Haemoglobin)	Cognitive/ Recall	MK	K	Lecture/concept map	Written/ Viva	F & S	II	
CO2	Describe the synthesis of Hamratud-Dum	Cognitive/ Recall	MK	K	Video clip /Lecture	Written/ Viva	F & S	II	
CO2, CO3	Fate/destruction of Hamratud-Dum	Cognitive/ Recall	MK	K	Lecture	Written/ Viva	F & S	II	
CO2	Explain the types of Hamratud-Dum	Cognitive/ Recall	MK	K	Lecture	Written/ Viva	F & S	II	
CO5	Explain the disorders related to Hamratud-Dum	Cognitive/ comprehe nsions	DK	Kh	PBL/discussion	Written/ Viva	F & S	II	
CO2	Define & classify the Kurriyat-e-Baiza (white	Cognitive/	MK	K	Lecture	Written/ Viva	F & S	II	

	blood cells)	Recall							
CO2	Explain the morphology of Kurriyat-e-Baiza	Cognitive/comprehe nsions	MK	Kh	Concept map/Lecture	Written	F & S	II	
CO2	Describe the formation of Kurriyat-e-Baiza (leucopoiesis)	Cognitive/comprehe nsions	DK	Kh	Lecture	Written	F & S	II	
CO6, CO8	Describe the normal values of total leucocytes count and differential leucocytes count	Cognitive/comprehe nsions	MK	Kh	Symposium	Written/Viva	F & S	II	
CO2	Describe the properties & functions of Kurriyat-e-Baiza	Cognitive/Recall	MK	K	Lecture/symposium	Written/Viva	F & S	II	
CO2, CO4, CO5	Explain the physiological & pathological variations of Kurriyat-e-Baiza	Cognitive/Recall	MK	K	Lecture	Written/Viva	F & S	II	
CO6, CO9	Explain and demonstrate Sahli's hemoglobinometer	Cognitive/comprehe nsions	MK	S	Lecture/Demonstration/practical	Viva	F & S	II	
CO2, CO3	Define & classify the Mana-at (Immunity)	Cognitive/Recall	MK	K	Lecture	Written/Viva	F & S	II	
CO2, CO3	Define & describe the types of antigen	Cognitive/Recall	DK	K	Lecture/Project work	Written/Viva	F & S	II	
CO2, CO3	Describe the development of cell	Cognitive/comprehe	MK	Kh	Lecture	Written/	F & S	II	

	mediated immunity	nsions				Viva			
CO2, CO3	Describe the development of humoral immunity	Cognitive/comprehe nsions	MK	Kh	Lecture	Written/ Viva	F & S	II	
CO2, CO3	Define and describe the types of cytokines	Cognitive/comprehe nsions	DK	Kh	Lecture/discussion	Written/ Viva	F & S	II	
CO2, CO7, CO8	Explain in detail about immunization	Cognitive/comprehe nsions	NK	Kh	Lecture/small group discussion	Written/ Viva	F & S	II	
CO5, CO7, CO8	Explain & compare the immune deficiency diseases & autoimmune diseases	Cognitive/comprehe nsions	NK	Kh	Lecture/PBL	Viva	F & S	II	
CO2, CO4, CO5	Explain in detail about allergy & immunological hypersensitive reactions	Cognitive/comprehe nsions	NK	Kh	Lecture/discussion	Written/ Viva	F & S	II	
CO2, CO6	Define & describe the normal value, structure and composition of Aqras-e-Damwiya (platelets)	Cognitive/ Recall	MK	K	Lecture	Written/ Viva	F & S	II	
CO2	Describe the properties of platelets	Cognitive/ Recall	MK	K	Lecture/ seminar	Written/ Viva	F & S	II	
CO2	Describe the functions of platelets	Cognitive/ Recall	MK	K	Lecture	Written/ Viva	F & S	II	
CO2, CO3,	Explain the physiological	Cognitive/	MK	K		Written/	F & S	II	

CO4, CO6	variations in number of platelets	Recall			Lecture	Viva			
CO2	Explain the formation of platelets	Cognitive/ Recall	MK	K	Lecture	Written/ Viva	F & S	II	
CO1, CO2	Explain the lifespan & fate of platelets	Cognitive/ Recall	MK	K	Lecture/discussion	Written/ Viva	F & S	II	
CO4, CO5	Describe the applied physiology of platelets	Cognitive/ Recall	DK	K	Lecture/discussion	Written/ Viva	F & S	II	
CO1, CO2	Define & explain the stages of Haemostasis	Cognitive/ Recall	MK	K	Lecture	Written/ Viva	F & S	II	
CO1, CO2	Define & explain Injimadud-Dam (coagulation of blood) and blood clotting factors	Cognitive/ Recall	MK	K	Lecture/symposium	Written/ Viva	F & S	II	
CO1, CO2	Explain in detail about the stages of blood clotting	Cognitive/ comprehe nsions	MK	K	Lecture/discussion	Written/ Viva	F & S	II	
CO1, CO6, CO8	Define & explain the blood clot, clot retraction and fibrinolysis	Cognitive/ comprehe nsions	MK	K	Lecture	Written/ Viva	F & S	II	
CO1, CO3, CO7	Describe the mechanism preventing intravascular blood clotting	Cognitive/ comprehe nsions	MK	K	Lecture	Written/ Viva	F & S	II	
CO1, CO5,	Explain in detail about thrombosis	Cognitive/ comprehe	DK	K	Lecture	Written/	F & S	II	

CO8		nsions				Viva			
CO4, CO8	Explain in detail about Haemophilia, purpura and von willebrand disease	Cognitive/comprehe nsions	DK	Kh	Lecture/PBL	Written/Viva	F & S	II	
CO6, CO7, CO8, CO9	Describe in detail about the Khoon ki girohbandi (various blood grouping system)	Cognitive/comprehe nsions	MK	Kh	Lecture/symposium	Written/Viva	F & S	II	
CO6, CO8 CO9	Demonstrate the procedure of blood grouping & determine the ABO group	Psychomo tor	MK	S	Lecture/Practical/ Demonstration	Written/Viva Practical	F & S	II	
CO6, CO8	Define & explain in detail about the blood transfusion	Cognitive/ Recall	MK	K	Lecture/symposium	Written/Viva	F & S	II	
CO4	Explain in detail about the transfusion reactions	Cognitive/comprehe nsions	MK	Kh	Lecture/discussion	Written/Viva	F & S	II	
CO4	Explain about the Rh incompatibility & its complications in fetus	Cognitive/comprehe nsions	MK	Kh	Lecture/Small group discussion	Written/Viva	F & S	II	
CO6, CO7, CO8	Describe the exchange transfusion & autologous blood transfusion	Cognitive/comprehe nsions	MK	Kh	Lecture/PBL	Written/Viva	F & S	II	

Topic 4- Nizam-e-Urooq-e-Lymphavia aur Shabki-o-Bashree Baatini (Lymphatic & Reticulo-endothelial system)

(Lecture:- 03 hours Non lecture 02hours)

CO2	Define and explain Nizam Urooq-e-Limfavia (lymphatic system)	Cognitive/ Recall	MK	K	Lecture	Written	F & S	II	
CO2	Explain the composition & formation of Rutubat-e-Lymphavia (lymph)	Cognitive/comprehensions	MK	Kh	Lecture/ discussion	Written/ Viva voce	F & S	II	
CO1, CO2, CO4	Describe in detail about the lymphatic channel & drainage of lymphatic system	Cognitive/comprehensions	MK	Kh	Lecture/Small group discussion	Written/viva	F & S	II	
CO2, CO4	Explain the structure & functions of lymph nodes/glands	Cognitive/comprehensions	MK	Kh	Lecture	Written/viva	F & S	II	
CO2, CO8	Define & explain the Nizam-e-Shabki-o-Bashree Baatini (Reticuloendothelial System)	Cognitive/ Recall	MK	Kh	Lecture/symposium	Written	F & S	II	
CO2	Classify the reticulo-endothelial cells	Cognitive/comprehensions	MK	Kh	Lecture	Written/viva	F & S	II	
CO2	Explain the functions of reticulo-endothelial system	Cognitive/comprehensions	MK	Kh	Lecture/discussion	Written/viva	F & S	II	

CO2	Describe the structure & functions of Tihal (spleen)	Cognitive/comprehensions	MK	Kh	Lecture	Written	F & S	II	
Topic 5- Nizam-e-Dauran-e-Khoon (Circulatory system)(Lecture:- 23 hours, Non lecture 15hours)									
CO2	Describe the functional anatomy of the Qalb (heart) including the chambers and layers of heart wall	Cognitive/Recall	MK	K	Lecture/symposium	Written/viva	F & S	III	
CO2, CO4, CO5	Explain the Samamat-e-Qalb (valves of heart) & its applied physiology	Cognitive/Recall	MK	K	Lecture/symposium / Discussion	Written/viva	F & S	III	
CO2	Explain in detail about systemic circulation, pulmonary circulation and coronary circulation	Cognitive/comprehensions	MK	Kh	Lecture	Written/viva	F & S	III	
CO2	Describe foetal circulation	Cognitive/comprehensions	NK	Kh	Small group discussion	Written/viva	F & S	III	
CO2	Describe in detail of properties of cardiac muscle	Cognitive/comprehensions	MK	Kh	Lecture	Written/viva	F & S	III	
CO2, CO4,	Define & explain in detail about the	Cognitive/Recall	MK	K	Lecture/symposium	Written/viva	F & S	III	

	Daura-e-Qalbi (cardiac cycle)								
CO2, CO4, CO8	Describe in detail about the Aswat-e-Qalb (heart sounds) including normal & abnormal	Cognitive/comprehensions	MK	Kh	Lecture/discussion	Written/viva	F & S	III	
CO2, CO6, CO9	List the methods of study of heart sounds	Cognitive/Recall	MK	K	Lecture/Practical/Demonstration	Written/viva Practical	F & S	III	
CO2, CO8	Explain and demonstrate the auscultation areas	Cognitive/Recall	MK	K	Lecture/demonstration	Written/viva practical	F & S	III	
CO2	Describe in detail about the components of conductive system of the heart/junctional tissues of the heart	Cognitive/Recall	MK	K	Lecture	Written/viva	F & S	III	
CO2, CO4, CO5	Describe the heart rate & its Physiological & pathological variations	Cognitive/comprehensions	MK	Kh	Lecture/Tutorial	Written/viva	F & S	III	
CO2, CO4,	Describe regulation of heart rate	Cognitive/comprehensions	MK	Kh	Lecture	Written/viva	F & S	III	
CO1, CO2	Explain the vasomotor center	Cognitive/comprehensions	MK	Kh	Lecture	Written/viva	F & S	III	
CO1,	Explain the factors	Cognitive/c		Kh				III	

CO2	affecting the vasomotor center	comprehensions	MK		Lecture/discussion	Written/viva	F & S		
CO1, CO2	Define the baroreceptors & chemoreceptors and explain their role on heart rate	Cognitive/Recall	MK	K	Lecture/discussion	Written/viva	F & S	III	
CO2, CO4, CO5	Define & Explain in detail about the venous return, and cardiac output	Cognitive/Recall	MK	K	Lecture	Written/viva	F & S	III	
CO2, CO6 CO8	Describe the stroke volume, minute volume, ejection fraction	Cognitive/comprehensions	MK	Kh	Lecture/ Tutorial	Written/viva	F & S	III	
CO2, CO8	Describe the end-systolic volume & end-diastolic volume	Cognitive/comprehensions	MK	Kh	Lecture	Viva voce	F & S	III	
CO2, CO4	Describe the physiological variations and regulation of cardiac output.	Cognitive/comprehensions	MK	Kh	Lecture/discussion	Written/viva	F & S	III	
CO2, CO5, CO8	Describe the heart block	Cognitive/comprehensions	NK	K	Lecture/symposium	Written/viva	F & S	III	
CO2, CO5	Describe the circulatory shock and heart failure	Cognitive/comprehensions	NK	K	Lecture/discussion	Open Book Test/ viva voce	F & S	III	
CO5	Describe the pathophysiology of	Cognitive/c	DK	Kh	Small group	Written/viva	F & S	III	

	various types of shock and syncope	omprehensions			discussion /Self-directed learnings				
CO6, CO9, CO10	Define & explain the Barqi Qalb Nigari (Electrocardiography) (ECG)	Cognitive/Recall	MK	K	Lecture	Written/viva	F & S	III	
CO7, CO8	Describe the significance/usage of the ECG	Cognitive/comprehensions	MK	K	Lecture/Project work	Written/viva	F & S	III	
CO6, CO8	Describe the ECG grid, ECG leads	Cognitive/comprehensions	MK	K	Lecture	Written/viva	F & S	III	
CO6, CO8	Describe the waves of normal ECG, Intervals & segments of ECG	Cognitive/comprehensions	MK	K	Lecture/discussion	Written/viva	F & S	III	
CO6, CO9	Illustrate the Normal ECG with electrocardiograph	Psychomotor	MK	S	Lecture/Practical/Demonstration	Written/viva	F & S	III	
CO5, CO6, CO7, CO8	Describe the abnormal ECG, Arrhythmias, heart block, and Myocardial changes	Cognitive/comprehensions	MK	K/KH	Small group discussion /PBL	Written/viva	F & S	III	
CO2, CO8	Define the Fisharud-Dam (Blood pressure)	Cognitive/comprehensions	MK	Kh	Lecture	Written/viva	F & S	III	
CO1, CO2, CO4	Explain the physiological variations of blood	Cognitive/comprehensions	MK	Kh	Lecture/discussion	Written/viva	F & S	III	

	pressure								
CO1, CO2, CO4	Describe the factors maintaining the blood pressure	Cognitive/comprehensions	MK	Kh	Lecture/symposium	Written/viva	F & S	III	
CO1, CO2, CO7	Explain in detail about various mechanism for regulation of blood pressure	Cognitive/comprehensions	MK	Kh	Lecture/symposium	Written/viva	F & S	III	
CO4, CO5, CO7	Explain the pathological variations of blood pressure (hypertension & hypotension)	Cognitive/comprehensions	DK	Kh	Lecture/discussion	Written/viva	F & S	III	
CO6, CO9,	Describe the methods for blood pressure measurement	Cognitive	MK	KH	Lecture/discussion	Viva voce	F & S	III	
Topic 6- Hayateen (Vitamins) (Lecture:- 06 hours, Non lecture 04 hours)									
CO2	Define & describe the Hayateen (Vitamins)& describe history & discovery of vitamins	Cognitive/Recall	MK	K	Lecture/Tutorial	Written/viva	F	II	
CO2	Classify the vitamins	Cognitive/comprehensions	MK	Kh	Lecture/discussion	Written/viva	F & S	II	

CO2, CO6	Explain in detail about the chemistry, dietary sources, daily requirements, & biochemical functions of Vitamin A	Cognitive/comprehensions	MK	Kh	Lecture/symposium	Written/viva	F & S	II	
CO5	Describe the Disorders related to Vitamin A	Cognitive/comprehensions	MK	Kh	Lecture/discussion/PBL	Written/viva	F & S	II	
CO2, CO6	Explain in detail about the chemistry, dietary sources, daily requirements, & biochemical functions of Vitamin D	Cognitive/comprehensions	MK	Kh	Lecture/symposium	Written/viva	F & S	II	
CO5	Describe the Disorders related to Vitamin D	Cognitive/comprehensions	MK	Kh	Lecture/discussion/PBL	Written/viva	F & S	II	
CO2, CO6	Explain in detail about the chemistry, dietary sources, daily requirements, & biochemical functions of Vitamin E	Cognitive/comprehensions	MK	Kh	Lecture/symposium	Written/viva	F & S	II	
CO5	Describe the Disorders related to	Cognitive/comprehens	MK	Kh	Lecture/discussion	Written/viva	F & S	II	

	Vitamin E	ions							
CO2, CO6	Explain in detail about the chemistry, dietary sources, daily requirements, & biochemical functions of Vitamin K	Cognitive/comprehensions	MK	Kh	Lecture/symposium	Written/viva	F & S	II	
CO5	Describe the Disorders related to Vitamin K	Cognitive/comprehensions	MK	Kh	Lecture/discussion	Written/viva	F & S	II	
CO2, CO6	Explain in detail about the chemistry, dietary sources, daily requirements, & biochemical functions of Vitamin C	Cognitive/comprehensions	MK	Kh	Lecture/symposium	Written/viva	F & S	II	
CO5	Describe the Disorders related to Vitamin C	Cognitive/comprehensions	MK	Kh	Lecture/discussion	Written/viva	F & S	II	
CO2, CO6	Explain in detail about the chemistry, dietary sources, daily requirements, & biochemical functions of Vitamin B-1 (thiamine)	Cognitive/comprehensions	MK	Kh	Lecture/symposium	Written/viva	F & S	II	

CO5	Describe the Disorders related to Vitamin B-1 (thiamine)	Cognitive/comprehensions	MK	Kh	Lecture/discussion	Written/viva	F & S	II	
CO2, CO6	Explain in detail about the chemistry, dietary sources, daily requirements, & biochemical functions of Vitamin B-2 (riboflavin)	Cognitive/comprehensions	MK	Kh	Lecture/symposium	Written/viva	F & S	II	
CO5	Describe the Disorders related to Vitamin B-2 (riboflavin)	Cognitive/Recall	MK	K	Lecture/discussion	Written/viva	F & S	II	
CO2, CO6	Explain in detail about the chemistry, dietary sources, daily requirements, & biochemical functions of Vitamin B-3 (Niacin)	Cognitive/Recall	MK	K	Lecture/symposium	Written/viva	F & S	II	
CO5	Describe the Disorders related to Vitamin B-3	Cognitive/comprehensions	MK	Kh	Lecture/discussion	Written/viva	F & S	II	
CO2, CO6	Explain in detail about the chemistry, dietary sources, daily	Cognitive/comprehensions	MK	Kh	Lecture/symposium	Written/viva	F & S	II	

	requirements, & biochemical functions of Vitamin B-5 (Pantothenic acid)								
CO5	Describe the Disorders related to Vitamin B-5 (Pantothenic acid)	Cognitive/comprehensions	MK	Kh	Lecture/discussion	Written/viva	F & S	II	
CO2, CO6	Explain in detail about the chemistry, dietary sources, daily requirements, & biochemical functions of Vitamin B-6 (Pyridoxine)	Cognitive/comprehensions	MK	Cognitive/comprehensions	Lecture/symposium	Written/viva	F & S	II	
CO5	Describe the Disorders related to Vitamin B-6 (Pyridoxine)	Cognitive/comprehensions	MK	Cognitive/comprehensions	Lecture/ discussion	Written/viva	F & S	II	
CO2, CO6	Explain in detail about the chemistry, dietary sources, daily requirements, & biochemical functions of Vitamin B-7 (Biotin)	Cognitive/comprehensions	MK	Kh	Lecture/ symposium	Written/viva	F & S	II	
CO5	Describe the Disorders related to	Cognitive/comprehens	MK	Kh	Lecture/ discussion	Written/viva	F & S	II	

	Vitamin B-7(Biotin)	ions							
CO2, CO6	Explain in detail about the chemistry, dietary sources, daily requirements, & biochemical functions of Vitamin B-9 (Folate/folic acid)	Cognitive/comprehensions	MK	Kh	Lecture/ symposium	Written/viva	F & S	II	
CO5	Describe the Disorders related to Vitamin B-9 (Folate/folic acid)	Cognitive/comprehensions	MK	Kh	Lecture/ discussion	Written/viva	F & S	II	
CO2, CO6	Explain in detail about the chemistry, dietary sources, daily requirements, & biochemical functions of Vitamin B-12 (Cobalamin)	Cognitive/comprehensions	MK	Kh	Lecture/ symposium	Written/viva	F & S	II	
CO5	Describe the Disorders related to Vitamin B-12 (Cobalamin)	Cognitive/comprehensions	MK	K	Lecture/ discussion	Written/viva	F & S	II	
CO5, CO7	Demonstrate common causes of deficiencies, Good food habits, healthy cooking tips to prevent	Psychomotor	NK	S	PBL/ activity learning	Written/viva	F & S	II	

	deficiencies.								
Topic 7- Istihala (Metabolism) (Lecture:- 17 hours, Non lecture 11 hours)									
CO1 CO2 CO3	Describe the introduction of Istihala (metabolism) & its types	Cognitive/comprehensions	MK	Kh	Lecture	Written/viva	F & S	III	
CO1 CO2 CO3	Explain Istihala Qa'idi (BMR), SDA, RQ, ATP, calorific value.	Cognitive/comprehensions	MK	Kh	Lecture/ symposium	Written/viva	F & S	III	
CO1 CO2 CO3	Describe in detail about the Istihala of Nishasta (metabolism of carbohydrate)	Cognitive/comprehensions	MK	Kh	Lecture	Written/viva	F & S	III	
CO1 CO2 CO3	Describe in detail about the Glycolysis	Cognitive/comprehensions	MK	Kh	Lecture/symposium	Written/viva	F & S	III	
CO1 CO2 CO3	Explain in detail about the pyruvate dehydrogenase complex & its reactions	Cognitive/comprehensions	MK	Kh	Lecture	Written/viva	F & S	III	
CO1 CO2 CO3	Describe in detail about the Citric acid cycle	Cognitive/comprehensions	MK	Kh	Lecture/symposium	Written/viva	F & S	III	
CO1 CO2 CO3	Explain about the Gluconeogenesis	Cognitive/comprehensions	MK	Kh	Lecture/discussion	Written/viva	F & S	III	

CO1 CO2 CO3	Explain about the Glycogenesis	Cognitive/comprehensions	MK	Kh	Lecture	Written/viva	F & S	III	
CO1 CO2 CO3	Describe the Glycogenolysis	Cognitive/comprehensions	MK	Kh	Lecture	Written/viva	F & S	III	
CO1 CO2 CO3	Describe the Hexose Monophosphate Shunt	Cognitive/comprehensions	MK	Kh	Small group discussion/PBL	Written/viva	F & S	III	
CO4 CO5	Describe the disorders related to carbohydrate metabolism	Cognitive/comprehensions	MK	Kh	Lecture/discussion	Written/viva	F & S	III	
CO1 CO2 CO3	Describe in detail about the Istihala of Shahmiyat (Metabolism of Lipids)	Cognitive/comprehensions	MK	Kh	Lecture, problem based learning	Written/viva	F & S	III	
CO2, CO4, CO8	Explain Beta oxidation	Cognitive/comprehensions	MK	Kh	Lecture	written/ viva voce	F & S,	III	
CO1 CO2 CO3	Describe the Triglycerols and body lipids	Cognitive/comprehensions	MK	Kh	Lecture	Written/viva	F & S	III	
CO1 CO2 CO3	Explain the mobilisation of fats from adipose tissues	Cognitive/comprehensions	MK	Kh	Lecture/discussion	Written/viva	F & S	III	
CO1 CO2 CO3	Describe the fate of glycerol & fatty acid	Cognitive/comprehensions	NK	Kh	Lecture/discussion	Written/viva	F & S	III	

		ions							
CO1 CO2 CO3	Explain in detail about the Fatty acid oxidation	Cognitive/comprehensions	MK	Kh	Lecture	Written/viva	F & S	III	
CO1 CO2 CO3	Describe the ketone bodies & ketogenesis	Cognitive/comprehensions	MK	Kh	Lecture/discussion	Written/viva	F & S	III	
CO1 CO2 CO3 CO5	Describe the utilization & overproduction of ketone bodies	Cognitive/comprehensions	MK	Kh	Lecture/discussion	Written/viva	F & S	III	
CO4 CO5	Describe in detail about the ketonaemia, ketonuria, ketosis & ketoacidosis	Cognitive/comprehensions	MK	Kh	Lecture/Tutorial	Written/viva	F & S	III	
CO1 CO2 CO3	Explain in detail about the biosynthesis of fatty acids	Cognitive/comprehensions	DK	Kh	Lecture	Written/viva	F & S	III	
CO1 CO2 CO3 CO5	Explain in detail about the synthesis & degradation of cholesterol	Cognitive/comprehensions	NK	Kh	Lecture	Written/viva	F & S	III	
CO5	Describe the disorders of cholesterol	Cognitive/comprehensions	MK	Kh	Lecture	Written/viva	F & S	III	
CO1 CO2 CO3	Explain in detail about the Lipoproteins and its classification	Cognitive/comprehensions	MK	Kh	Lecture/discussion	Written/viva	F & S	III	
CO5	Describe the	Cognitive/c		Kh	Lecture/discussion	Viva voce		III	

	disorders of plasma lipoproteins	omprehensions	DK				F & S		
CO1 CO2 CO3	Describe the lipotropic factors	Cognitive/comprehensions	NK	Kh	Lecture	Written/viva	F & S	III	
CO4 CO5 CO6	Describe the siman-i-mufrat (obesity) & muasshir kullatul jism (BMI)	Cognitive/comprehensions	MK	Kh	Lecture	Written/viva	F & S	III	
CO4 CO5	Describe the atherosclerosis & its association with cholesterol and lipoproteins	Cognitive/comprehensions	DK	K	Lecture	Written/viva	F & S	III	
CO1 CO2 CO3	Describe in detail about the Istihala-e-Humooze Shorain (Metabolism of amino acids)	Cognitive/comprehensions	MK	Kh	Lecture/symposium	Written/viva	F & S	III	
CO1 CO2 CO3	Describe about the proteins & amino acid pool	Cognitive/comprehensions	DK	Kh	Lecture	Written/viva	F & S	III	
CO1 CO2 CO3	Explain in detail about the Transamination	Cognitive/comprehensions	MK	Kh	Lecture/Tutorial	Written/viva	F & S	III	
CO1 CO2 CO3	Explain in detail about the Deamination	Cognitive/comprehensions	MK	Kh	Lecture/discussion	Written/viva	F & S	III	
CO1	Describe in detail	Cognitive/c		Kh		Written/viva		III	

CO2 CO3	about metabolism of ammonia	omprehensions	MK		Lecture/discussion		F & S		
CO1 CO2 CO3	Describe in detail about the Urea cycle	Cognitive/comprehensions	MK	Kh	Lecture/symposium	Written/viva	F & S	III	
CO1 CO2 CO3	Describe about the blood urea & its importance	Cognitive/comprehensions	DK	Kh	Lecture	Viva voce	F & S	III	
CO1 CO2 CO3	Describe istihala-e-Madniyat aur istihala-e-ma'a (mineral and water metabolism).	Cognitive/comprehensions	DK	Kh	Lecture	Written/viva	F & S	III	

Table 3: Learning objectives of Manafeul Aza UNIUG-MZ - Paper – II (Theory)

A3 Course outcome	B3 Learning Objective (At the end of the session, the Students should be able to)	C3 Domain/Sub	D3 Must to know/desirable to know/Nice to know	E3 Level Does/shows / Knows how/ Knows	F3 T-L method	G3 Assessment	H3 Formative /summative	I3 Term	J3 Integration
Topic 1-Nizam-i-Hazm(Digestive system) (Lecture:- 17 hours, Non lecture 07hours)									
CO8	Describe Tamheed-e-nizam-e-hazm (introduction of digestive system),	Cognitive/comprehensions	MK	Kh	Lecture	written/ viva voce	F	I	
CO2	Explain Functional	Cognitive/c	MK	Kh	Lecture/ Video Clip	written/ viva	F & S	I	

	anatomy of primary digestive organs	omprehensions				voce			
CO2	Describe Functional anatomy of oesophagus	Cognitive/comprehensions	MK	Kh	Lecture/ displaying photos on ppt	written/ viva voce	F & S	I	
CO2	Describe Functional anatomy of stomach	Cognitive/comprehensions	MK	Kh	Lecture/ displaying photos on ppt	written/ viva voce	F & S	I	
CO2	Describe Functional anatomy of small intestines,	Cognitive/comprehensions	MK	Kh	Lecture/ displaying photos on ppt	written/ viva voce	F & S	I	
CO2	Describe Functional anatomy of large intestines	Cognitive/comprehensions	MK	Kh	Lecture/ displaying photos on ppt	written/ viva voce	F & S	I	
CO2	Describe Functional anatomy of secondary digestive organs -salivary glands,)	Cognitive/comprehensions	MK	Kh	Lecture/ Educational Videos/ concept map	written/ viva voce	F & S	I	
CO2	Describe Functional anatomy of teeth,	Cognitive/comprehensions	DK	Kh	Lecture/ displaying photos on ppt	written/ viva voce	F & S	I	
CO2	Describe Functional anatomy of liver,	Cognitive/comprehensions	MK	Kh	Lecture/ displaying photos on ppt	written/ viva voce	F & S	I	
CO2	Describe Functional anatomy of gall bladder,	Cognitive/comprehensions	DK	Kh	Lecture/ displaying photos on ppt	written/ viva voce	F & S	I	
CO2	Describe Functional anatomy of pancreas	Cognitive/comprehensions	MK	Kh	Lecture/ displaying photos on ppt	written/ viva voce	F & S	I	

		ions							
CO2,CO8, CO9	Demonstrate Ghudood-e-luabiya ki Khurd beeni saqht (histology of salivary glands),	Psychomotor	MK	S	Demonstration/microscopy/practical	written/ viva voce	F & S	I	
CO2	Explain Luab-e-dahan ki Khususiyat aur tarkeeb (characteristics & composition of saliva)	Cognitive/comprehensions	MK	Kh	Lecture,	written/ viva voce	F & S	I	
CO3	Describe Luab-e-dahan ke tarashshoh ki tanzeem aur afaal (regulation of secretion of saliva and functions),	Cognitive/comprehensions	MK	Kh	Lecture/ concept map	written/ viva voce	F & S	I	
CO4	Explain Luab-e-dahan ki itlaqi ehmiyat (applied physiology of saliva)	Cognitive/comprehensions	MK	Kh	Lecture/Tutorial	written/ viva voce	F & S	I	
CO2, CO8, CO9	Demonstrate Ghudood-e-meddi ki khurd beeni saqht (histology of gastric glands),	Psychomotor	NK	S	Demonstration/practical/ lecture,	written/ viva voce	F & S	I	
CO2	Describe Rutubate-medi ki khususiyat aur tarkeeb	Cognitive/comprehensions	MK	Kh	Lecture	written/ viva voce	F & S	I	

	(characteristics & composition of gastric juice)								
CO3	Explain Rutubat-e-medi ke tarashshoh ki tanzeem aur afaal (regulation of secretion and functions of gastric juice),	Cognitive/comprehensions	MK	Kh	Lecture	written/ viva voce	F & S	I	
CO4	Describe Rutubat-e-medi ki itlaqi ehmiyat (applied physiology of gastric juice)	Cognitive/comprehensions	NK	Kh	Lecture	written/ viva voce	F & S	I	
CO2	Demonstrate Banqiras ki Khurd beeni saqht (histology of pancreas),	Psychomotor	MK	S	Demonstration/practical/ lecture, Display of photos of histological slides	written/ viva voce	F & S	I	
CO2	Describe Rutubat-e-banqras ki Khususiyat aur tarkeeb (characteristics & composition of pancreatic juice)	Cognitive/comprehensions	MK	Kh	Lecture	written/ viva voce	F & S	I	
CO3	Explain Rutubat-e-banqiras ke tarashshoh ki tanzeem aur afaal (regulation of secretion and	Cognitive/comprehensions	MK	Kh	Lecture	written/ viva voce	F & S	I	

	functions of pancreatic juice),								
CO4	Describe Rutubat-e-banqiras ki itlaqi ahmiyat (applied physiology of pancreatic juice)	Cognitive/comprehensions	MK	Kh	Lecture/ small group teaching	written/ viva voce	F & S	I	
CO2	Describe Rutubat-e-safravi ki khususiyat aur tarkeeb (characteristics & composition of bile)	Cognitive/comprehensions	MK	Kh	Small group discussion	written/ viva voce	F & S	I	
CO2	Explain Rutubat-e-safravi ke tarashshoh ki tanzeem aur afaal (regulation of secretion and functions of bile),	Cognitive/comprehensions	MK	Kh	Lecture/ concept map	written/ viva voce	F & S	I	
CO3	Describe Rutubat-e-safravi ki itlaqi ahmiyat (applied physiology of bile)	Cognitive/comprehensions	MK	Kh	Self-study/ lecture	written/ viva voce	F & S	I	
CO4	Explain Rutubat-e-mayvi ki tarkeeb, tarassho aur afaal (composition, regulation of secretion and functions of succus entericus)	Cognitive/comprehensions	MK	Kh	Lecture/ small group teachings	written/ viva voce	F & S	I	
CO2, CO3,	Describe Majra-e-ghizai ki harkat	Cognitive/comprehensions	MK	Kh	Lecture/ Educational Video	written/ viva voce	F & S,	I	

CO4, CO8	(movements of alimentary canal) – mastication: definition, Muscles of mastication, mechanism, benefits of prolong chewing & applied physiology.	ions							
CO2, CO3, CO4, CO8	Explain Amal-izdrad (Deglutition: definition, phases & applied physiology, safe deglutition tips)	Cognitive/comprehensions	MK	Kh	Lecture Display of animation video clips,	written/ viva voce	F & S,	I	
CO2, CO3, CO4, CO8	Describe Movements of oesophagus & their applied physiology	Cognitive/comprehensions	MK	Kh	Lecture, display of animation video clips	written/ viva voce	F & S,	I	
CO2, CO3, CO4, CO8	Describe Movements of stomach & their applied physiology	Cognitive/comprehensions	MK	Kh	Lecture, display of animation video clips	written/ viva voce	F & S,	I	
CO2, CO3, CO4, CO8	Describe Qai (Vomiting): definition, causes, types series of events during vomiting, home management tips	Cognitive/comprehensions	MK	Kh	Lecture, display of animation video clips	written/ viva voce	F & S,	I	
CO2, CO3,	Explain Movements of small intestines	Cognitive/comprehensions	MK	Kh	Lecture, display of animation video	written/ viva voce	F & S	I	

CO4, CO8	& their applied physiology	ions			clips				
CO2, CO3, CO4, CO8	Describe Movements of colon & their applied physiology	Cognitive/c omprehens ions	MK	Kh	Lecture, display of animation video clips	written/ viva voce	F & S, Questionnair e	I	
CO2, CO3, CO4, CO8	Explain Fuzla ka banna aur iqhraj (formation of faeces and defecation),	Cognitive/c omprehens ions	MK	Kh	Lecture, display of animation video clips	written/ viva voce	F & S	I	
CO2	Describe Nishashta ka hazm aur injezab (digestion & absorption of carbohydrates),	Cognitive/c omprehens ions	MK	Kh	Lecture/ small group discussion	written/ viva voce	F & S	I	
CO2	Describe Shorain ka hazm aur injezab (digestion & absorption of proteins)	Cognitive/c omprehens ions	MK	Kh	Lecture/ symposium	written/ viva voce	F & S	I	
CO2	Describe Sheham ka hazm aur injezab (digestion & absorption of lipids)	Cognitive/c omprehens ions	MK	Kh	Lecture/symposium	written/ viva voce	F & S	I	
CO2	Describe Paani ka injezab (absorption of water).	Cognitive/c omprehens ions	MK	Kh	Lecture/project work	written/ viva voce	F & S	I	
Topic 2- Nizam-e-Tanaffuss (Respiratory System) (Lecture:- 16 hours, Non lecture 11 hours)									
CO8	Describe Mukhtalif tanaffussi aaza ki	Cognitive/c	MK	Kh	Lecture	written/ viva voce	F & S	I	

	tamheed (introduction of respiratory system/organs)	omprehensions							
CO2	Describe and Demonstrate Azlaat-e-tanaffuss ki Khurd beeni sakht aur unke afaal (histological structure & functions of respiratory muscles),	psychomotor	MK	S	Demonstration, Display of histological slides	written/ viva voce	F & S	I	
CO2	Explain Tanaffus ka meekaniyah (mechanism of breathing)	Cognitive/comprehensions	MK	Kh	Video clips	written/ viva voce	F & S	I	
CO2, CO3	Demonstrate Oxygen aur carbon di oxide ki muntaqeeli (transport of oxygen & carbon dioxide),	Cognitive/comprehensions	MK	Kh	Lecture, display of animation video clips	written/ viva voce	F & S	I	
CO2, CO3	Describe Riya aur insaja may gason ka tabadila (gaseous exchange in lungs and tissues),	Cognitive/comprehensions	MK	Kh	Lecture, Display of animation video clips	written/ viva voce	F & S	I	
CO2	Explain Tanaffuss ke marakiz (centers of respiration),	Cognitive/comprehensions	MK	Kh	Lecture	written/ viva voce	F & S	I	

CO2, CO4	Demonstrate Masnooi tanaffuss aur inke muqhtalif tareeqe (artificial respiration and its methods),	Psychomotor	MK	S	Demonstrate/ lecture, Display of video clips, simulation	written/ viva voce	F & S	I	
CO2	Describe Ahjame-e-reviyyah/ Jasamat-e-reviya (pulmonary volume),	Cognitive/comprehensions	MK	Kh	Lecture/ concept map	written/ viva voce	F & S	I	
CO2	Explain Waqaat-e-reviya (pulmonary capacities)	Cognitive/comprehensions	MK	Kh	Lecture	written/ viva voce	F & S	I	
CO2, CO4, CO5	Describe Usre tanaffuss (dyspnoea), definition, causes, types, clinical presentation	Cognitive/comprehensions	MK	Kh	Lecture, Simulation	written/ viva voce	F & S	I	
CO2, CO4, CO5	Describe Qillat-e-baad (anoxia)	Cognitive/comprehensions	MK	Kh	Lecture	written/ viva voce	F & S	I	
CO2, CO4, CO5	Describe Dushwaar-e-tanaffuss (apnoea)	Cognitive/comprehensions	MK	Kh	Lecture/Symposium	written/ viva voce	F & S	I	
CO2, CO4, CO5	Describe Izdiyad-e-tanaffuss (hypercapnia)	Cognitive/comprehensions	MK	Kh	Lecture/small group teachings	written/ viva voce	F & S	I	
CO2, CO4, CO5	Explain Sathemurtafa aur gehre paani ke feliyati	Cognitive/comprehensions	MK	Kh	Lecture/ Tutorial	written/ viva voce/project work	F & S	I	

	asraat (physiological effect of high altitude & under water).	ions							
Topic 3- Nizam-e-Ikhraj (Excretory system) (Lecture:- 14 hours, Non lecture 11hours)									
CO2	Describe the structure and function of kulliya (kidney)	Cognitive/comprehensions	MK	KH	Lecture	Written/Viva	F&S	II	
CO2, CO3	Explain the non-excretory functions of kidney	Cognitive/comprehensions	MK	KH	Lecture	Written/viva	F&S	II	
CO2	Describe the structure and function of (kulvikai) nephron	Cognitive/comprehensions	MK	KH	Lecture	Written/viva	F&S	II	
CO2, CO3	Describe the kulliyavi doran-e-khoon (renal circulation)	Cognitive/comprehensions	DK	KH	Lecture	Written/viva	F&S	II	
CO2, CO6, CO7	Enumerate the steps to measure renal blood flow.	Cognitive/Recall	NK	K	Small group teaching	Written/viva	F&S	II	
CO2	Describe the structure and function of aljihazul mujawiru lilkubaiba (Juxta glomerulus apparatus)	Cognitive/comprehensions	MK	KH	Lecture	Written/viva	F&S	II	

CO2, CO3	Explain the renin-angiotensin system	Cognitive/comprehensions	MK	KH	Lecture/small group teaching	Written/viva	F&S	II	
CO2, CO4	Describe the mechanism of paidish-e-bowl (urine formation involving processes of Filtration, tubular reabsorption and secretion.	Cognitive/comprehensions	MK	KH	Lecture/symposium	Written/viva	F&S	II	
CO2	Explain the counter-current mechanism of urine concentration.	Cognitive/comprehensions	MK	Kh	Small group teaching	Written/viva	F&S	II	
CO4, CO6	Define & describe shrah at tarsheehul kubabibi (glomerular filtration rate) & factors affecting GFR	Cognitive/comprehensions	DK	Kh	Lecture	Written/viva	F&S	II	
CO2	EXPLAIN the tubular reabsorption process and process of tubular secretion.	Cognitive/comprehensions	MK	Kh	Lecture/video clips	Written/viva	F&S	II	
CO2, CO3	Explain renal clearance mechanisms	Cognitive/comprehensions	NK	Kh	Small group discussion/PBL	Written/viva	F&S	II	

CO2, CO6	Describe the methods to measure GFR, and other clearance tests	Cognitive/comprehensions	MK	Kh	Small group teaching	Written/viva	F&S	II	
CO1, CO4	Describe renal Regulation of fluid and electrolytes	Cognitive/comprehensions	MK	KH	Lecture	Written/viva	F&S	II	
CO1, CO2, CO3	Describe the role of kidney in maintaining body temperature	Cognitive/comprehensions	MK	KH	Lecture	Written/viva	F&S	II	
CO2, CO3	Explain physiology of micturition and its abnormalities	Cognitive/comprehensions	MK	Kh	Small group teaching	Written/viva	F&S	II	
CO4, CO6	Bowl ka radde-amal aur wazn-e-makhsoos (reaction and specific gravity of urine),	Cognitive/comprehensions	MK	Kh	Lecture/ small group teachings	Written/viva voce	F & S	II	
CO6, CO7	Describe cystometry and urogram	Cognitive/comprehensions	NK	Kh	Small group discussion/PBL	Written/viva	F&S	II	
CO4	Describe urinary bladder dysfunctions	Cognitive/comprehensions	NK	Kh	Small group discussion/PBL	Written/viva	F&S	II	
CO4	Explain the mechanism of action of diuretics	Cognitive/comprehensions	NK	Kh	Lecture	Written/viva	F&S	II	
CO4	Describe artificial kidney, and renal	Cognitive/comprehensions	NK	Kh	Self-directed learning	Written/viva	F&S	II	

	transplantation.	ions							
CO4	List the indications and need of renal transplantation	Cognitive/Recall	NK	K	Symposium	Written/viva	F&S	II	
CO4	List the indications of dialysis.	Cognitive/Recall	DK	K	Symposium	Written/viva	F&S	II	
CO4	Describe and discuss advantages & complications of renal transplantation..	Cognitive/comprehensions	NK	Kh	Self-study	Written/viva	F&S	II	
CO6, CO7	Enumerate & describe the renal function tests	Cognitive/Recall	MK	K	Lecture/ concept map	Written/viva	F&S	II	
CO6, CO7	Interpret & analyze RFT	Cognitive/Analysis	DK	Kh	Lecture/PBL	Written/viva	F&S	II	
CO2, CO3	Describe unani concept of istifraghe-tabayi	Cognitive/comprehensions	MK	KH	Tutorials/small group discussion	Written/viva	F	II	
CO2, CO3	Describe unani concept of idrar-e-bowl.	Cognitive/comprehensions	MK	KH	Tutorials/small group discussion	Written/viva	F	II	
CO2, CO3	Describe unani concept of ihtibas-e-bowl	Cognitive/comprehensions	MK	KH	Tutorials/small group discussion	Written/viva	F	II	
Topic 4- Nizam-ie-Jild (Integumentary system) (Lecture:- 04 hours, Non lecture 02 hours)									
CO2	Describe Jild ki saqht aur afaal (structure and	Cognitive/comprehensions	MK	Kh	Lecture, display of histological slides	Written/ viva voce	F & S	II	

	functions of skin) [integument],								
CO2, CO4,	Explain Arq (sweat)	Cognitive/comprehensions	MK	Kh	Lecture	Written/viva voce	F & S	II	
CO2, CO3 CO4	Describe Hararat-e-badaniya ke tavazun mein jild ka kirdar (role of skin in regulation of body temperature)	Cognitive/comprehensions	MK	Kh	Lecture/ symposium	Written/viva voce	F & S	II	
CO2, CO3, CO4, CO5	Describe Ghair tabiyyee hararat aur qillate-hararat (abnormal and sub-normal temperature).	Cognitive/comprehensions	MK	Kh	Lecture/ PBL	Written/viva voce	F & S	II	
Topic 5- Nizam-e-Asab (Nervous system) (Lecture:- 19 hours, Non lecture 11 hours)									
CO2, CO3	Describe the functional anatomy and physiological properties of the nerves	Cognitive/comprehensions	MK	Kh	Lecture/self-directed learning	Written/viva	S	II	
CO2, CO3	Describe organization of the nervous	Cognitive/comprehensions	MK	Kh	Lecture / concept map	Written/viva	S	II	

	system into central NS, peripheral NS, somatic NS & autonomic NS.								
CO2, CO3	Describe and define action potentials in nervous system	Cognitive/comprehensions	MK	KH	Lecture/ video clip	Written/viva	F & S	II	
CO2, CO 3, CO 4	List the factors affecting conduction velocity in a nerve.	Cognitive/Recall	NK	K	Lecture	Written/viva	S	II	
CO2, CO 3	Outline the cell types present in the nervous system	Cognitive/comprehensions	MK	Kh	Lecture /Project work	Written/viva	F&S	II	
CO2, CO 3	Describe structural and functional morphology of neurons	Cognitive/comprehensions	MK	Kh	Lecture	Written/viva	F&S	II	
CO2, CO 3	Describe the different types	Cognitive/comprehensions	MK	Kh	Project work	Written/viva	F&S	II	

	of neurons and neuroglia								
CO2, CO 3	Differentiate between myelinated and non-myelinated neurons and between white matter and grey matter.	Cognitive/comprehensions	MK	Kh	Lecture	Written/viva	F&S	II	
CO2, CO 3	Define and describe the terms 'nuclei' and 'ganglia'	Cognitive/Recall	MK	K	Lecture	Written/viva	S	II	
CO2, CO 3	Define the term nerve fibres and state the types of fibres	Cognitive/Recall	MK	K	LECTURE / tutorial	Written/viva	F&S	II	
CO2, CO 3	Outline the types of fibres in a mixed peripheral nerve.	Cognitive/Recall	MK	K	LECTURE/concept map	Written/viva	F&S	II	
CO2, CO 3	Define the term mashbak/ittisal (synapse)	Cognitive/Recall	MK	K	Lecture	Written/viva	F&S	II	

CO2, CO 3	Differentiate between electrical & chemical synapse	Cognitive/comprehensions	MK	KH	Lecture	Written/viva	F&S	II	
CO4	Describe chemical synapse transmission	Cognitive/comprehensions	MK	KH	LECTURE/ video clip	Written/viva	S	II	
CO2, CO 3	Define the term asabi mursalat (neurotransmitters)	Cognitive/Recall	MK	K	Lecture	Written/viva	F	II	
CO2, CO 3	Outline and classify the various neurotransmitters	Cognitive/comprehensions	DK	Kh	Self-directed learning	Written/viva	F	II	
CO2, CO 3,	Describe functioning of neurotransmitters	Cognitive/comprehensions	MK	Kh	Lecture	Written/viva	F&S	II	
CO2, CO 3	Describe organization and functional anatomy of CNS	Cognitive/comprehensions	MK	Kh	LECTURE/ concept map	Written/viva	F&S	II	
CO2, CO 3	Describe	Cognitive/comprehensions	MK	Kh	Lecture	Written/viva	F&S	II	

	functions of CNS	ions							
CO2, CO 3	Explain integrative functions of CNS and levels of CNS	Cognitive/comprehensions	MK	Kh	LECTURE/Role play	Written/viva	F&S		
CO2, CO 3	Define & classify sensations	Cognitive/Recall	MK	K	Lecture	Written/viva	F&S	II	
CO2, CO 3	Describe sensory modalities	Cognitive/Recall	MK	K	Lecture	Written/viva	F&S	II	
CO2, CO 3	List the sensory receptor for each modality of sensation	Cognitive/Recall	MK	K	Lecture/Project work	Written/viva	F&S	II	
CO2, CO 3	Describe pain and temperature receptors	Cognitive/Recall	MK	K	Lecture	Written/viva	F&S	II	
CO2, CO 3	Describe touch receptors	Cognitive/Recall	MK	K	Lecture	Written/viva	F&S	II	
CO2, CO 3	Describe receptors for proprioception	Cognitive/Recall	MK	K	Lecture	Written/viva	F&S	II	
CO2, CO 3	Describe sensory pathways for Transmitting somatic signals.	Cognitive/comprehensions	MK	Kh	Lecture/concept map	Written/viva	F&S	II	

CO2, CO 3,	Describe ascending and descending tracts	Cognitive/Recall	MK	K	Lecture/concept map	Written/viva	F&S	II	
CO2, CO 3,	Describe the organizations of the motor system.	Cognitive/Recall	MK	KH	Lecture/tutorials	Written/viva	F&S	II	
CO2, CO 3, CO 4	Define & describe UMN & LMN LESIONS	Cognitive	MK	KH	Lecture/PBL	Written/viva	F&S	II	
CO2, CO 3, CO 4	Define and classify the term 'reflex'	Cognitive/Recall	MK	K	Lecture	Written/viva	F&S	II	
CO2, CO 3, CO 4	Illustrate the components of a reflex arc diagrammatically	Cognitive/Recall	MK	KH	Lecture/concept map	Written/viva	F&S	II	
CO2, CO 3, CO 4	Describe in detail, the physiological significance of reflexes	Cognitive/comprehensions	DK	KH	Lecture	Written/viva	F&S	II	
CO2, CO 3,	Describe organization and	Cognitive/comprehensions	NK	K	Lecture	Written/viva	F&S	II	

	the functional anatomy of cerebellum								
CO2, CO 3,	Describe functions of cerebellum	Cognitive/comprehensions	MK	KH	Lecture	Written/viva	F&S	II	
CO2, CO 3,	Define the term basal ganglia.	Cognitive/Recall	MK	K	Lecture	Written/viva	F&S	II	
CO2, CO 3,	Outline the forming elements of the basal ganglia	Cognitive/comprehensions	MK	Kh	Lecture/Project work	Written/viva	F&S	II	
CO2, CO 3, CO 4	Explain the physiological role and significance of basal ganglia.	Cognitive/comprehensions	MK	KH	LECTURE/symposium	Written/viva	F&S	II	
CO2, CO 3,	Define the autonomic nervous system	Cognitive/Recall	MK	K	Lecture	Written/viva	F&S	II	
CO2, CO 3,	Describe classification of the autonomic nervous system	Cognitive/comprehensions	MK	Kh	LECTURE/concept map	Written/viva	F&S	II	

CO2, CO 3,	Outline the functions of the autonomic nervous system	Cognitive/comprehensions	MK	Kh	Lecture/Project work	Written/viva	F&S	II	
CO2, CO 3,	Differentiate between sympathetic and para sympathetic nervous system	Cognitive/comprehensions	MK	Kh	LECTURE/Role play	Written/viva	F&S	II	
CO2, CO 3,	Describe physiological anatomy of spinal cord	Cognitive/comprehensions	MK	Kh	Self-directed learning/ lecture	Written/viva	F&S	II	
CO2, CO 3,	Describe spinal nerves and nerve roots	Cognitive/comprehensions	MK	Kh	Lecture	Written/viva	F&S	II	
CO2, CO 3,	Describe arrangements of white and grey matter in spinal cord	Cognitive/comprehensions	MK	Kh	Lecture	Written/viva	F&S	II	
CO2, CO 3, CO 4	Describe CSF, and its composition	Cognitive/comprehensions	MK	Kh	Lecture/Project work	Written/viva	F&S	II	

CO2, CO 3, CO 4	Describe characteristics and functions of CSF	Cognitive/comprehensions	MK	Kh	Lecture	Written/viva	F&S	II	
CO2, CO 3, CO 4, CO 5	Outline the factors controlling the formation and circulation of CSF	Cognitive/Recall	DK	K	Lecture/small group teachings	Written/viva	F&S	II	
CO2, CO 3	Define and classify sleep	Cognitive/Recall	DK	K	Self-study	Written/viva	F&S	II	
CO2, CO 3	Describe physiological changes during sleep	Cognitive/comprehensions	NK	KH	Lecture	Written/viva	F&S	II	
CO2, CO 3	Explain stages of sleep	Cognitive/comprehensions	DK	KH	LECTURE/Small group teaching	Written/viva	F&S	II	
CO2, CO 3	Define and classify pain	Cognitive/Recall	MK	K	Lecture	Written/viva	F&S	II	
CO2, CO 3, CO 4, CO 5	Describe pathways and mechanism of pain	Cognitive/comprehensions	MK	KH	LECTURE/concept map	Written/viva	F&S	II	
CO2,	Describe	Cognitive/c	MK	KH	Self directed	Written/viva	F&S	II	

CO 3, CO 4	quwwat-e-nafsanniyah	omprehensions			learning				
CO2, CO 3, CO 4	Describe hawas-e-khamsa zahira wa batina	Cognitive/comprehensions	MK	KH	Lecture	Written/viva	F&S	II	
CO9	Describe & demonstrate EEG	Psychomotor	MK	S	Lecture/demonstration	Written/viva	F&S	II	
CO9	Outline the main clinical uses of EEG	Cognitive/Recall	NK	K	Lecture/ Project work	Written/viva	F&S	II	
CO2, CO 3, CO 6, CO 9	Elicit various superficial and deep reflexes and indicate their significance.	Psychomotor	MK	S	LECTURE/demonstration	Written/viva	F&S	II	
CO2, CO 3	Describe the structure and functions of taste buds	Cognitive/comprehensions	DK	KH	Lecture	Written/viva	F&S	II	
CO2, CO 3	Outline location of taste buds and mechanism of	Cognitive/comprehensions	MK	KH	Lecture/small group discussion	Written/viva	F&S	II	

	stimulation of taste bud								
CO2, CO 3	Describe pathways for taste transmission	Cognitive/comprehensions	MK	KH	LECTURE/concept map	Written/viva	F&S	II	
CO2, CO 3	Define primary taste sensations and describe taste transduction	Cognitive/Recall	MK	K	Lecture	Written/viva	F&S	II	
CO2, CO 3, CO 4	Outline the taste receptors	Cognitive/Recall	MK	K	Lecture/ Project work	Written/viva	F&S	II	
CO2, CO 3, CO 4	Describe olfactory receptors and mechanism of excitation of the olfactory cells	Cognitive/comprehensions	MK	KH	Lecture/tutorials	Written/viva	F&S	II	
CO2, CO 3,	Describe olfactory pathways and transmission.	Cognitive/comprehensions	MK	KH	Lecture	Written/viva	F&S	II	
CO2, CO 3,	Explain olfactory transduction	Cognitive/comprehens	MK	KH	Lecture	Written/viva	F&S	II	

		ions							
CO2, CO 3,	Describe rapid adaptation of olfactory sensations	Cognitive/comprehensions	MK	KH	LECTURE/ small group teaching	Written/viva	F&S	II	
CO2, CO 3, CO 4	Explain threshold for olfactory sensations	Cognitive/Recall	MK	K	Lecture	Written/viva	F&S	II	
CO2, CO 3, CO 5	Outline the pathophysiology of altered taste and smell	Cognitive/Recall	NK	K	Lecture/Project work	Written/viva	F&S	II	
CO2, CO 3	Describe and discuss functional anatomy of ear	Cognitive/comprehensions	MK	Kh	LECTURE/ video clip	Written/viva	F&S	II	
CO2, CO 3	Describe tympanic membrane and the Ossicular system	Cognitive/comprehensions	MK	Kh	Lecture	Written/viva	F&S	II	
CO2, CO 3	Explain conduction of sound from the	Cognitive/comprehensions	MK	Kh	LECTURE/ video clip	Written/viva	F&S	II	

	Tympanic membrane to the cochlea								
CO2, CO 3	Describe transmission of sound through Bone	Cognitive/comprehensions	MK	KH	LECTURE/ video clip	Written/viva	F&S	II	
CO2, CO 3	Describe functional anatomy of the Cochlea	Cognitive	MK	Kh	LECTURE/ video clip	Written/viva	F&S	II	
CO2, CO 3	Explain transmission of sound waves in The cochlea	Cognitive/comprehensions	MK	KH	LECTURE/symposium	Written/viva	F&S	II	
CO2, CO 3	Describe function of the organ of corti	Cognitive/comprehensions	MK	KH	Lecture	Written/viva	F&S	II	
CO2, CO 3, CO 4	Describe determination of sound Frequency	Cognitive/comprehensions	DK	KH	Lecture	Written/viva	F&S	II	
CO2	Describe brief physics of sound and concept of	Cognitive/comprehensions	NK	KH	Self-directed learning/ lecture	Written/viva	F&S	II	

	the decibel scale								
CO2, CO 7	Describe threshold for hearing sound, and list it for different Frequencies	Cognitive/comprehensions	NK	KH	Self-directed learning/ lecture	Written/viva	F&S	II	
CO2, CO 3	Describe auditory nervous pathways and their mode of functioning	Cognitive/comprehensions	MK	KH	Lecture	Written/viva	F&S	II	
CO2, CO 3	Explain functions of the cerebral cortex in Hearing	Cognitive/comprehensions	MK	KH	Lecture	Written/viva	F&S	II	
CO2, CO 3	Explain determination of the direction From which sound comes and neural mechanisms for detecting sound direction	Cognitive/comprehensions	MK	KH	LECTURE/Role play	Written/viva	F&S	II	

CO2, CO 3, CO 4, CO 5	Outline pathophysiology of deafness	Cognitive/Recall	MK	KH	Lecture/Project work	Written/viva	F&S	II	
CO2, CO 7	Outline & describe various tests of hearing	Cognitive/Recall	MK	KH	Lecture	Written/viva	F&S	II	
CO2, CO 3	Describe the physiological anatomy of the eye and its accessory Structures	Cognitive/Recall	MK	K	LECTURE/video clip	Written/viva	F&S	II	
CO2, CO 3	Describe anatomy and function of the retina	Cognitive/comprehensions	MK	Kh	Lecture	Written/viva	F&S	II	
CO2, CO 3	Explain the formation of image on the retina	Cognitive/comprehensions	MK	Kh	Lecture	Written/viva	F&S	II	
CO2, CO 3, CO 4	Explain mechanism of "accommodation" and its significance in	Cognitive/comprehensions	MK	Kh	LECTURE/video clip	Written/viva	F&S	II	

	eye optics								
CO2, CO 3, CO 9, CO 10	Describe visual acuity	Cognitive/comprehensions	MK	Kh	LECTURE / demonstration	Written/viva	F&S	II	
CO2, CO 3, CO 4	Describe and classify Intraocular fluids	Cognitive	MK	K	Lecture	Written/viva	F&S	II	
CO2, CO 3, CO 4	Explain formation and outflow of aqueous humour	Cognitive/comprehensions	DK	KH	LECTURE/video clip	Written/viva	F&S	II	
CO2, CO 3, CO 6	Define intraocular pressure and describe its physiological and clinical significance	Cognitive/Recall	MK	K	LECTURE/Small group teaching	Written/viva	F&S	II	
CO2, CO 3	Describe photoreceptors and photochemistry of vision	Cognitive/comprehensions	MK	KH	LECTURE/Small group teaching	Written/viva	F&S	II	
CO2, CO 3	Define rhodopsin-	Cognitive/Recall	MK	K	Lecture	Written/viva	F&S	II	

	retinal Visual cycle and mechanism of Excitation of the rods								
CO2, CO 3	Describe colour vision and role of Cones	Cognitive/c omprehens ions	MK	KH	Lecture/pbl	Written/viva	F&S	II	
CO2, CO 3	Explain mechanics of colour detection	Cognitive/c omprehens ions	DK	KH	Student teaching	Written/viva	F&S	II	
CO2, CO 3	Describe light and dark Adaptation	Cognitive/c omprehens ions	DK	KH	Lecture	Written/viva	F&S	II	
CO2, CO 3	Describe visual pathways	Cognitive/c omprehens ions	MK	K	LECTURE/concept map	Written/viva	F&S	II	
CO2, CO 3	Describe organization and function of the Visual cortex	Cognitive/c omprehens ions	NK	K	Lecture	Written/viva	F&S	II	
CO2, CO 3, CO 4	Describe eye movements and their muscular and neural control	Cognitive/c omprehens ions	DK	KH	LECTURE/video clip	Written/viva	F&S	II	

CO2, CO3, CO4	Explain fusion of the visual images from The two eyes	Cognitive/comprehensions	DK	KH	Self-study	Written/viva	F&S	II	
CO4, CO5	Define hyperopia, myopia, astigmatism, presbyopia, and strabismus	Cognitive/Recall	MK	K	Lecture/PBL	Written/viva	F&S	II	
CO2, CO4, CO5	Describe and discuss the physiological basis of lesion in visual pathway	Cognitive/Recall	MK	K	Lecture/PBL	Written/viva	F&S	II	
CO4, CO5	DESCRIBE in detail the errors of refraction and outline the ways to correct refractive errors of eye	Cognitive/Application	MK	KH	Lecture/Project Work	Written/viva	F&S	II	
CO9	Demonstrate steps to test	Cognitive/Psychomot	MK	S	Demonstration	Written/viva	F&S	II	

	distant and near vision	or							
CO9	Outline the tests of colour vision	Cognitive/Recall	MK	K	Lecture/demonstration	Written/viva	F&S	II	
Topic 6- Nizam-e-Ghudood-e-la Qanatiyah (Endocrine system) (Lecture:- 19 hours, Non lecture 10hours)									
CO2	Describe ghudood-e-la qanatiyah endocrine glands)	Cognitive/Recall	MK	K	Lecture	Written/viva	F&S	III	
CO2	Define rasilat (hormones)& Classify the hormones based on their chemical nature	Cognitive/Recall	MK	K	Self-directed learning	Written/viva	F&S	III	
CO2	Discuss & describe synthesis of hormones	Cognitive/comprehensions	MK	KH	Lecture	Written/viva	F&S	III	
CO3, CO 4	Describe the general properties of rasilat.	Cognitive/comprehensions	MK	KH	Lecture	Written/viva	F&S	III	
CO7	Describe radioimmunoassay	Cognitive/comprehensions	NK	KH	Lecture/video clip	Viva	F&S	III	
CO3, CO 4	Explain the mechanism of action of hormones.	Cognitive/comprehensions	MK	KH	Lecture	Written/viva	F&S	III	

CO3, CO 4	Describe cAMP second messenger system.	Cognitive/comprehensions	MK	KH	Lecture / concept map	Written/viva	F&S	III	
CO2	Describe the calcium metabolism and physiology of bone	Cognitive/comprehensions	MK	KH	Lecture	Written/viva	F&S	III	
CO2	Discuss the hormones for calcium metabolism, their secretion and regulation	Cognitive/comprehensions	MK	KH	Lecture /seminar	Written/viva	F&S	III	
CO2, CO 3	Describe the jar-i-darqin (parathormone) and its functioning In calcium metabolism	Cognitive/comprehensions	MK	KH	Lecture	Written/viva	F&S	III	
CO2, CO 3	Discuss the physiological anatomy of taht-us-sarir (hypothalamus)	Cognitive/comprehensions	MK	KH	Lecture	Written/viva	F&S	III	
CO2	Enumerate the hormones released from Hypothalamus & discuss their roles	Cognitive/Recall	MK	K	Lecture	Written/viva	F&S	III	
CO2, CO 3	Describe the functional anatomy	Cognitive/comprehensions	MK	kh	Lecture	Written/viva	F&S	III	

	of ghudda nukhamiyah (pituitary),	ions							
CO2, CO3	List the hormones secreted from ghudda nukhamiyah muqaddam (anterior pituitary) & discuss their functions.	Cognitive/Recall	MK	K/KH	Small group discussion/lecture	Written/viva	F&S	III	
CO2, CO 3, CO 4	Describe the synthesis & REGULATION of the rasila-i-namu (growth hormone)	Cognitive/comprehensions	MK	KH	Small group teaching	Written/viva	F&S	III	
CO2, CO 3, CO 4	Describe the physiological Functions of the growth hormone	Cognitive/comprehensions	MK	KH	Lecture	Written/viva	S	III	
CO2, CO 3, CO 4	Describe abnormalities of Growth hormone secretions	Cognitive/comprehensions	MK	KH	Lecture/video clip	Written/viva	S	III	
CO2, CO 3	Describe the physiological anatomy of posterior Pituitary.	Cognitive/comprehensions	MK	kh	Self-directed learning	Written/viva	F	III	
CO2, CO 3	List the hormones released from posterior pituitary.	Cognitive/Recall	MK	K	Lecture	Written/viva	F& S	III	
CO2, CO 3,	Outline the synthesis,	Cognitive/Recall	MK	K	Lecture	Written/viva	F&S	III	

CO 4	Regulation and actions of ADH								
CO4	Discuss the disorders of ADH secretion	Cognitive/comprehensions	DK	KH	Lecture/ symposium	Written/viva	S	III	
CO4	Explain syndrome of inappropriate hyper-secretion of anti-diuretic hormone (SIADH)	Cognitive/comprehensions	DK	KH	Lecture	Written/viva	S	III	
CO2, CO 3, CO 4	Outline the synthesis, Regulation and actions of Oxytocin	Cognitive/Recall	MK	K	Small group teaching	Written/viva	F&S	III	
CO2, CO 3, CO 4	Describe functional anatomy of ghudda-e darqiyyah	Cognitive/comprehensions	MK	Kh	Self-directed learning	Written/viva	F	III	
CO2, CO 3, CO 4	Describe the synthesis and secretion of the darqin (Thyroid) metabolic hormones	Cognitive/comprehensions	MK	Kh	Lecture	Written/viva	F&S	III	
CO2, CO 3, CO 4	Describe physiological effects of darqin (thyroid hormone)	Cognitive/comprehensions	MK	Kh	Lecture	Written/viva	F&S	III	
CO2, CO 3, CO 4	Enumerate the signs and symptoms of hyper	Cognitive/Recall	MK	K	Lecture/PBL	Written/viva	F	III	

	& hypo secretions of thyroid hormones								
CO2, CO 3, CO 4	Describe goitre and discuss its pathophysiology	Cognitive/comprehensions	MK	Kh	Lecture/video clip	Written/viva	F	III	
CO2,	Describe the physiological anatomy of ghudda-e-kazriyyah (adrenal cortex and medulla)	Cognitive/comprehensions	MK	Kh	Lecture	Written/viva	F	III	
CO2, CO 3	Enumerate the hormones released from adrenal cortex	Cognitive/Recall	MK	K	Lecture	Written/viva	F	III	
CO2, CO 3	Describe the functions of the hormones released from adrenal cortex	Cognitive/comprehensions	MK	Kh	Lecture	Written/viva	F& S	III	
CO2, CO 3, CO 4	Explain in detail the regulation of hormones released from adrenal cortex	Cognitive/comprehensions	DK	Kh	Lecture /Concept Map	Written/viva	S	III	
CO4, CO 5	Explain the disorders of adrenal cortex hormones.	Cognitive/comprehensions	MK	Kh	Lecture/PBL	Written/viva	S	III	
CO2, CO 3, CO 4	Describe the Physiological anatomy of banqiras	Cognitive/comprehensions	MK	Kh	Lecture	Written/viva	F	III	

	(pancreas).								
CO2, CO 3, CO 4	Outline the endocrine hormones secreted from pancreas	Cognitive/Recall	MK	K	Lecture	Written/viva	F & S	III	
CO2, CO 3, CO 4	Describe the synthesis, regulation and functions of insulin and glucagon	Cognitive/comprehensions	MK	KH	Lecture	Written/viva	F & S	III	
CO2, CO 3, CO 4	Discuss the pathophysiology, signs and symptoms of diabetes Mellitus	Cognitive/comprehensions	MK	Kh	Lecture/PBL	Written/viva	F&S	III	
CO2, CO 3, CO 4	Describe glucose tolerance test and interpretation of the results	Cognitive/comprehensions	MK	Kh	Lecture/Tutorials	Written/viva	S	III	
CO2, CO 3	Describe the physiological anatomy of Ghudda sa'atariyah (thymus) and ghhudda-e-sanobariyah (pineal)	Cognitive/comprehensions	DK	Kh	Symposium	Written/viva	S	III	

	gland)								
CO2, CO 3	Describe secretions of thymus and pineal gland and their functions	Cognitive/comprehensions	NK	Kh	Tutorials	Written/viva	S	III	
CO2, CO 4	Discuss the physiology of Circadian rhythm	Cognitive/comprehensions	NK	KH	Lecture/small group discussion	Written/viva	S	III	
Topic 7- Nizam-e-Tauleed (Reproductive system) (Lecture:- 14hours, Non lecture 10hours)									
CO2, CO 3, CO 4	Describe sex differentiation & determination	Cognitive/comprehensions	MK	KH	Lecture	Written/viva	S	III	
CO2, CO 3, CO 4	Discuss the role of gametes & chromosomes in sex differentiation	Cognitive/comprehensions	MK	KH	Small group discussion	Written/viva	S	III	
CO2, CO 3, CO 4	Describe gonadal differentiation, and psychological differentiation	Cognitive/comprehensions	NK	KH	Small group discussion	Written/viva	S	III	
CO2 ,CO 4, CO 5	Outline chromosomal abnormalities, hormonal abnormalities	Cognitive/Recall	NK	KH	Symposium	Written/viva	S	III	

	and their features (sex-linked)								
CO2, CO 3, CO 4	Describe and discuss bulooghat (puberty): onset, progression and stages.	Cognitive/comprehensions	MK	KH	Lecture	Written/viva	F&S	III	
CO2, CO 3, CO 4	Summarize physical & hormonal changes during puberty	Cognitive/comprehensions	MK	KH	Lecture	Written/viva	F&S	III	
CO5	Outline disorders of puberty	Cognitive/Recall	DK	K	Small group discussion	Written/viva	F&S	III	
CO2, CO 3, CO 4	Describe the physiological anatomy of nizam-e-tauleed mardana (male reproductive system)	Cognitive/comprehensions	DK	Kh	Lecture	Written/viva	F&S	III	
CO2, CO 3	Describe and Outline the steps	Cognitive/Recall	MK	KH	Lecture/Concept Map	Written/viva	F&S	III	

	involved in spermatogenesis								
CO2, CO 3, CO 4	Describe the structure of rasilat-i-khusya (testosterone), and describe its synthesis, metabolism, transport and actions.	Cognitive/comprehensions	MK	KH	Lecture	Written/viva	F&S	III	
CO2, CO 3, CO 4	Describe the regulation of testosterone secretion	Cognitive/comprehensions	MK	KH	Lecture	Written/viva	F&S	III	
CO5	List & discuss the abnormal conditions like Cryptorchidism , Hypo & hypergonadism	Cognitive/Recall	NK	K	Small group discussion	Written/viva	F&S	III	
CO2, CO 3, CO 4	Describe the physiological anatomy of ghudda-e-madhi	Cognitive/comprehensions	MK	KH	Self-directed learning	Written/viva	F&S	III	

	(prostate) and seminal vesicles.								
CO2, CO 3, CO 4	Describe the role of prostate and seminal vesicles in reproduction.	Cognitive/comprehensions	MK	KH	Lecture	Written/viva	F&S	III	
CO2, CO 3, CO 4, CO 6	Describe the composition of semen	Cognitive/comprehensions	MK	KH	Lecture	Written/viva	F&S	III	
CO2, CO 3, CO 4	Describe the cause, mechanism of erection and ejaculation	Cognitive/comprehensions	MK	KH	Lecture	Written/viva	F&S	III	
CO2, CO 3, CO 4	Describe physiological anatomy of nizam-e-tawleed zanana (female reproductive system)	Cognitive/comprehensions	MK	KH	Lecture/video clip	Written/viva	F&S	III	
CO2, CO 3, CO 4	Describe the menstrual cycle.	Cognitive/comprehensions	MK	KH	Small group teachings	Written/viva	F&S	III	
CO2,	Describe the	Cognitive/c	MK	KH	Lecture/ small	Written/viva	F&S	III	

CO 3, CO 4	changes that occur during the menstrual cycle.	omprehensions			group teachings				
CO2, CO 3, CO 4	Describe physiological anatomy and functions of ovaries	Cognitive/comprehensions	MK	KH	Lecture	Written/viva	F&S	III	
CO2, CO 3, CO 4	Describe the regulation of ovarian functions	Cognitive/comprehensions	MK	KH	Lecture	Written/viva	F&S	III	
CO2, CO 3, CO 4	Discuss the general structures and functions of rasila muwallid-i-bayda (oestrogen) and rasila mu'in al-haml (progesterone)	Cognitive/comprehensions	MK	KH	Lecture/small group discussion	Written/viva	F&S	III	
CO2, CO 3, CO 4	Describe ibadha (ovulation).	Cognitive/comprehensions	MK	KH	Lecture/video clip	Written/viva	F&S	III	
CO2, CO 3, CO 4	Describe the baar-aawari (fertilization),	Cognitive/comprehensions	MK	KH	Lecture video clip	Written/viva	F&S	III	

	isteqrar-e-hamal (implantation) and placenta formation								
CO2, CO 3, CO 4	Describe the placenta and its functions	Cognitive/comprehensions	MK	KH	Lecture	Written/viva	F&S	III	
CO2, CO 3, CO 4	Enumerate the hormones secreted from placenta and their functions	Cognitive/Recall	MK	K	Lecture	Written/viva	F&S	III	
CO2, CO 3, CO 4	Describe the physical and hormonal changes that accompany pregnancy	Cognitive/comprehensions	MK	KH	Lecture/concept map	Written/viva	F&S	III	
CO2, CO 3, CO 4	Describe mechanism and Control of wiladat (parturition)	Cognitive/comprehensions	MK	KH	Lecture	Written/viva	F&S	III	
CO2, CO 3, CO 4	Describe physiology of ilban/ amal-e-	Cognitive/comprehensions	MK	Kh	Symposium	Written/viva	F&S	III	

	raza'at (lactation)								
CO2, CO 3, CO 4	Describe functional anatomy of mammary gland	Cognitive/comprehensions	MK	Kh	Small group discussions	Written/viva	F&S	III	
CO2, CO 3, CO 4	Describe breast development and milk production.	Cognitive/comprehensions	MK	Kh	Small group Discussion	Written/viva	F&S	III	
CO2, CO 3, CO 4	Define Iyas (menopause)	Cognitive/Recall	MK	K	Lecture	Written/viva	F&S	III	
CO2, CO 3, CO 4	Explain the hormonal Changes and their effects during perimenopause and menopause	Cognitive/comprehensions	MK	KH	Lecture	Written/viva	F&S	III	
CO2, CO 3, CO 4	Enumerate physiological effects of perimenopause and menopause	Cognitive/Recall	MK	K	Lecture /Project Works	Written/viva	F&S	III	
CO2, CO 3, CO 4	Describe quwwate tanasulliya in	Cognitive/comprehensions	NK	KH	Lecture/small group discussion	Written/viva	S	III	

	general								
CO2, CO 3, CO 4	Unani concept of tawleed-e-mani wa tawleed-e- aaza	Cognitive/c omprehens ions	MK	KH	Self-directed learning	Written/viva	S	III	

Table 4: Learning objectives of Manafeul Aza UNIUG-MZ (Practical)

A4 Course outcome	B4 Learning Objective (At the end of the Practical/ Clinic the Students should be able to)	C4 Domain	D4 Must to know/desire to know/Nice to know	E4 Level Does/shows / Knows how/ Knows	F4 T-L method	G4 Assessment	H4 Formative /summative	I4 Term	J4 Integr ation
Practical 1- General Physiology (Non Lecture:- 76 hours)									
CO9	Describe & demonstrate Working & usage of stethoscope	Cognitive/Psychomotor	MK	S	Demonstration/practical	Written/viva	F&S	I	
CO9	DESCRIBE & demonstrate the use of Light Microscope	Cognitive/Psychomotor	MK	S	Demonstration/practical	Written/viva	F&S	I	
CO9	Demonstrate& explain various tissue slides by microscope	Cognitive/Psychomotor	MK	S	Demonstration/practical	Written/viva	F&S	I	
CO9	Measure Body temperature by thermometer.	Psychomotor	MK	S	Demonstration/practical/ hands on training	Written/viva	F&S	I	
Practical 2- Respiratory System (Non Lecture:- 20 hours)									

CO9	Describe, record & analyze respiratory sounds	Psychomotor	MK	S	Demonstration/practical	Written/viva	F&S	I	
CO9	Describe, Measure, record & analyze the lung volume capacities	Cognitive/Psychomotor	MK	S	Demonstration/practical	Written/viva	F&S	I	
Practical 3- Digestive System (Non Lecture:- 12 hours)									
CO9	Record and analyse Bowel sounds	Psychomotor	MK	S	Demonstration/practical	Written/viva	F&S	I	
CO9	Measure BMI	Psychomotor	MK	S	Demonstration/practical	Written/viva	F&S	I	
Practical 4- Haematology (Non Lecture:- 70 hours)									
CO9	Demonstrate Collection of blood samples	Psychomotor	MK	S	Demonstration/practical	Written/viva	F&S	II	
CO9	Collect blood serum and plasma	Psychomotor	MK	S	Demonstration/practical/ hands on training	Written/viva	F&S	II	

CO9	Prepare blood film	Psychomotor	MK	S	Demonstration/ practical/ hands on training	Written/viva	F&S	II	
CO9	Identify various blood cells under microscope	Psychomotor	MK	S	Demonstration/ practical	Written/viva	F&S	II	
CO9	Determine Differential Leucocyte Count	Psychomotor	MK	S	Demonstration/ practical/ hands on training	Written/viva / Practical Performance	F&S	II	
CO9	Estimate Haemoglobin	Psychomotor	MK	S	Demonstration/ practical/ hands on training	Written/viva / Practical Performance	F&S	II	
CO9	Determine Blood Groups	Psychomotor	MK	S	Demonstration/ practical	Written/viva / Practical Performance	F&S	II	
CO9	Determine Bleeding and Clotting time	Psychomotor	MK	S	Demonstration/ practical/ hands on training	Written/viva / Practical Performance	F&S	II	
CO9	Demonstrate Haemocytometry (Diluting pipettes and Neubauer's chamber)	Psychomotor	MK	S	Demonstration/ practical	Written/viva	F&S	II	
CO9	Determine total	Psychomotor	MK	S	Demonstration/ practical	Written/viva	F&S	II	

	RBC Count								
CO9	Determine total WBC Count	Psychomotor	MK	S	Demonstration/practical	Written/viva / Practical Performance	F&S	II	
CO9	Demonstrate Packed Cell Volume and Erythrocyte Sedimentation Rate	Psychomotor	MK	S	Demonstration/practical	Written/viva	F&S	II	
CO9	Demonstrate the Blood Indices	Psychomotor	DK	S	Demonstration/practical	Written/viva	F&S	II	
Practical 5- Urology (Non Lecture:- 36 hours)									
CO9	Perform physical and microscopic examination of urine	Psychomotor	MK	S	Demonstration/hands on training	Written/viva / Practical Performance	F&S	II	
CO9	Perform Qualitative analysis of sugar in urine (benedict's method)	Psychomotor	MK	S	Demonstration/hands on training	Written/viva / Practical Performance	F&S	II	
CO9	Perform	Psychomotor	MK	S	Demonstration/	Written/viva	F&S	II	

	Qualitative analysis of protein in urine	or			practical				
CO9	Estimate Albumin in urine	Psychomot or	MK	S	Demonstration/ practical/	Written/viva / Practical Performance	F&S	II	
Practical 6- Cardio vascular system (Non Lecture:- 32 hours)									
CO9	Perform palpation of radial pulse	Psychomot or	MK	S	hands on training	Written/viva	F&S	III	
CO9	Describe, Measure & record arterial Blood Pressure in different physiological conditions.	Cognitive/P sychomotor	MK	S	Demonstration/ hands on training	Written/viva	F&S	III	
CO9	Describe, discuss & record Normal Electrocardiogram and interpret rhythm, heart rate and cardiac axis.	Cognitive/	MK	S	Demonstration/ practical/Early Clinical Exposure	Written/viva	F&S	III	

CO9	Describe, record & analyze the Heart sounds	Cognitive/Psychomotor	MK	S	Demonstration/practical	Written/viva	F&S	III	
Practical 7- Nervous system (Non Lecture:- 20 hours)									
CO9	Demonstrate use of E.E.G machine	Cognitive/Psychomotor	MK	S	Demonstration/practical	Written/viva	F&S	II	
CO9	Perform nerve conduction test	Psychomotor	DK	S	Demonstration/hands on training	Written/viva	F&S	II	
Practical 8- Special senses (Non Lecture:- 14 hours)									
CO9	Measure visual field by perimetry	Psychomotor	MK	S	Demonstration/practical	Written/viva	F&S	III	
CO9	Measure visual acuity	Psychomotor	DK	S	Demonstration/practicals/Early Clinical Exposure	Written/viva	F&S	III	
CO9	Test color vision by ishihara chart	Psychomotor	MK	S	Demonstration/practicals/	Written/viva	F&S	III	
CO9	Test bone and air conduction using tuning forks	Psychomotor	MK	S	Demonstration/practicals	Written/viva	F&S	III	

Table 5- Non Lecture Activities of Manafeul Aza UNIUG-MZ

	Sr No	List non lecture Teaching-Learning methods	No of Activities
A		Activities in classroom	
	1	symposium	20
	2	Seminar	02
	3	Early Clinical Exposure	02
	4	Project Work	03
	5	Problem Based Learning	09
	6	Discussion / small Group discussion	29
	7	Tutorials	09
	8	Small group teachings	08
	9	Educational videos	10
	10	Animation clips	04
	11	Role play	02
	12	Concept maps	08
	13	Demonstration	04
	14	Self-directed learnings	08
	15	Activity Learning	01
	16	Simulations	01
		Subtotal - 120	
B		Activities in practical	280
		Total	400

Table 6: Assessment Summary**6 A - Number of papers and Marks Distribution**

S.No.	Subject	Papers	Theory	Practical or Clinical Assessment					Grand Total
				Practical or Clinical	Viva	Electives	IA	Total	
1	Manafeul Aza (Human Physiology) Paper – I Paper - II	2	200	100	20	10	20	150	350

6. B - Scheme of Assessment (formative and Summative)

SR.NO.	PROFESSIONAL COURSE	DURATION OF PROFESSIONAL COURSE		
		First Term (1-6 Months)	Second Term (7-12 Months)	Third Term (13-18 Months)
1	First	3 PA & First TT	3 PA & Second TT	3 PA & UE

PA: Periodical Assessment; TT: Term Test; UE: University Examinations

6 C - Calculation Method for internal assessment Marks (20 Marks)

TERM	PERIODICAL ASSESSMENT				TERM TEST	TERM ASSESSMENT	
	A	B	C	D	E	F	G
	1 (20)	2 (20)	3 (20)	Average (A+B+C/3) 20	Term Test (MCQ+SAQ+LAQ And Practical (Converted to 20)	Sub Total	Term Assessment
FIRST						D+E	D+E /2
SECOND						D+E	D+E /2
THIRD					NIL	D	D
Final IA	Average of Three Term Assessment Marks as Shown in 'G' Column						

6 D - Evaluation Methods for Periodical Assessment

S. No.	Evaluation Methods
1.	Practical / Clinical Performance
2.	Viva Voce, MCQs, MEQ (Modified Essay Questions/Structured Questions)
3.	Open Book Test (Problem Based)
4.	Summary Writing (Research Papers/ Samhitas)
5.	Class Presentations; Work Book Maintenance
6.	Problem Based Assignment
7.	Objective Structured Clinical Examination (OSCE), Objective Structured Practical Examination (OPSE), Mini Clinical Evaluation Exercise (Mini-CEX), Direct Observation of Procedures (DOP), Case Based Discussion (CBD)
8.	Extra-curricular Activities, (Social Work, Public Awareness, Surveillance Activities, Sports or Other Activities which may be decided by the department).
9.	Small Project
10.	Other activities explained in Table 3 Column G3 as per indicated term.

6 E - Question Paper Pattern

I PROFESSIONAL BUMS EXAMINATIONS

UNIUG-MZ

PAPER-I

Time: 3 Hours Maximum Marks: 100

INSTRUCTIONS: All questions compulsory

		Number of Questions	Marks per question	Total Marks
Q 1	Multiple Choice Questions (MCQ)	20	1	20
Q 2	Short answer questions (SAQ)	8	5	40
Q 3	Long answer questions (LAQ)	4	10	40
				100

PAPER-II

Time: 3 Hours Maximum Marks: 100

INSTRUCTIONS: All questions compulsory

		Number of Questions	Marks per question	Total Marks
Q 1	Multiple Choice Questions (MCQ)	20	1	20
Q 2	Short answer questions (SAQ)	8	5	40
Q 3	Long answer questions (LAQ)	4	10	40
				100

6 F(1) - Distribution of Theory examination Paper-I

	A List of Topics	B Term	C Marks	D Type of Questions “Yes” can be asked. “No” should not be asked.		
				MCQ (1 Mark)	SAQ (5 Marks)	LAQ (10 Marks)
1	Umoomi Manafeul Aza (General physiology)	I	10	5	1	0
	Al-istitbab (Homeostasis) الاستتباب			Yes	Yes	No
	Transport across cell membrane انتقال بين الغشاء الخلية			Yes	Yes	No
	Action potential جهد الفعل			Yes	Yes	No
	Muscle physiology فعليات الاعضاء			Yes	Yes	No
	Macromolecules جزئی کبیروی سالمات کبیروہ			Yes	Yes	No
	Protein synthesis پیدائش لحمین			Yes	Yes	No
	Acid-base balance التوازن الحمضي القلوي			Yes	Yes	No
	Water balance التوازن الماء			Yes	Yes	No
2	Study of Khulia and Insaja (Cytology and Histology)	I	15	5	0	1
	Qhulia ki khurd beeni sakht-o-Afaal, (Brief discussion and introduction of cytology) خلیہ کی خورد بینی ساخت و افعال			Yes	No	Yes
	Tareef –e- insaja (definition) تعريف انسجه			Yes	No	Yes
	Aqsaam –e- insaja (types) اقسام انسجه			Yes	No	Yes
	Insaja ki Khurd beeni sakht ka phailao-wa-afaal, (distribution and function of tissues) انسجه کی خورد بینی ساخت کا پھیلاؤ و افعال			Yes	No	Yes
	Naseej-e-bushra (epithelial tissue) نسیج بشری			Yes	No	Yes
	Naseej-e-waasil (connective tissue), نسیج واصل			Yes	No	Yes
	Nassj-e-azlee (muscular tissue) نسیج عضلی			Yes	No	Yes
	Naseeje asabi (nervous tissue). نسیج عصبی.			Yes	No	Yes
3	Khoon wa Nizam-e-Damwi (Blood & Haemopoietic System) خون و نظام دموی	II	30	10	2	1
	Khoon ki tareef (definition of blood), Ajza (constituents), Afaal (functions), Lazoojat aur hajam (viscosity and volume). خون کی تعريف، اجزاء، افعال، لزوجت اور حجم			Yes	Yes	Yes
	Maiyat-ud-dum (blood plasma): Ajza (constituents), Mavaad-e-lahmiya, aur afaal (plasma proteins and their functions) مائیت الدم، اجزاء، مواد لحمیه اور انکے افعال				Yes	Yes

	Kurriyat-e-hamra (RBC): Saqht, ajza-e-tarkeebi (structure, composition), Paidaish (formation), Numu (development), aur Anjam (fate), Majmooyee taadaat (total count), Miqdaar ki takhmeen ke tareeqe (methods of estimation), Aur unke feliyati iqhtilaaf (& their physiological variations) : کریات حمراء : ساخت، اجزائے ترکیبی، پیدائش، نمو اور انجام، مجموعی تعداد، مقدار کی تخمین کے طریقے اور انکے فعلیاتی اختلاف			Yes	Yes	Yes
	Hamratuddam (haemoglobin) ke Ajza-e-tarkeeb (composition), Aqsaam (varieties), Khwaas (properties), Miqdaar ki takhmeen ke tareeqe (method of estimation), Aur afaal (and functions حمرة الدم کے اجزائے ترکیبی، اقسام، خواص، مقدار کی تخمین کے طریقے اور افعال			Yes	Yes	Yes
	Kurriyat-e-baiza (WBC) ki Saqht (structure), Aqsaam (types), Paidaish (formation), Afaal (functions), Aur inke baahami tanasub (& their differential count : کریات بیضاء : ساخت، اجزائے ترکیبی، پیدائش، نمو اور انجام، مجموعی تعداد، اور انکے باہمی تناسب، مقدار کی تخمین کے طریقے اور انکے فعلیاتی اختلاف			Yes	Yes	Yes
	Aqrasedamviya (platelets) ki Saqht (structure), Paidaish (formation) & Afaal (functions). اقراص دمویہ کی ساخت، پیدائش اور افعال			Yes	Yes	Yes
	Injimaduddam (coagulation of blood) ki Tareef (definition), Awamil e injimaduddam (coagulation factors), Waqfa-e-jiryanuddam (bleeding time), Waqfa-e-injimaduddam (clotting time) aur unki takhmeen (and their estimation) انجماد الدم کی تعریف، عوامل انجماد الدم، وقفہ جریان الدم، وقفہ انجماد الدم اور انکی تخمین			Yes	Yes	Yes
	Khoon ki girohbandi (Blood Groups) خون کی گروہ بندی			Yes	Yes	Yes
	Intiqaluddam (blood Transfusion) & Blood Banks انتقال الدم			Yes	Yes	Yes
4	Nizam-e-Urooq-e-Lymphavia aur Shabki-o-Bashree Baatini (Lymphatic & Reticulo-endothelial system) نظام عروق لمفاویہ اور شبکی و بشری باطنی	1	5	0	1	0
	Rutubat-e-limfavia ki paidaish aur tarkeeb (formation and composition of lymph) رطوبت لمفاویہ کی پیدائش اور ترکیب			No	Yes	No
	Rutubat-e-limfavia ka dauran (lymphatic channels and lymphatic drainage)			No	Yes	No

	رطوبت لمفاویہ کا دوران					
	Ghudood-e- limfavia (lymph glands) غدد لمفاویہ			No	Yes	No
	Nizam-e-shabkiya mubtina ki tamheed aur afaal (introduction to reticulo-endothelial system, and its functions) نظام شبکیہ مبطنہ کی تمہید اور افعال			No	Yes	No
	Tihaal aur iske afaal (spleen & its functions). طحال اور اسکے افعال			No	Yes	No
5	Nizam-e-Dauran-e-Khoon (Circulatory system) نظام دوران خون	III	20	0	2	1
	Tareef(introduction) تعریف			No	Yes	No
	Samamaat-e-qalb aur inke afaal (valves of heart and their actions) صمامات قلب اور انکے افعال			No	Yes	Yes
	Qalb ke makhsos itsaali ansaja (special junctional tissues), قلب کے مخصوص اتصالی انسجہ			No	Yes	Yes
	Azla-e-qalb ki khusoosiyat (properties of cardiac muscles) عضلہ قلب کی خصوصیات			No	Yes	Yes
	Daura-e-qalbi (cardiac cycle) دورہ قلبی			No	Yes	Yes
	Aswaat-e-qalb (heart sounds) اصوات قلب			No	Yes	Yes
	Suqoot-e-qalb (heart block) سقوط قلب			No	Yes	Yes
	Aasaab-e-qalb (nerves of the heart), اعصاب قلب			No	Yes	Yes
	Mrakaz-e-qalb aur iske afaal (cardiac centre & its function) مرکز قلب اور اسکے افعال			No	Yes	Yes
	Barqi qalb nigari (electro-cardiograph برقی قلب نگاری			No	Yes	Yes
	Fisharruddum aur iske feliyati avamil (blood pressure and its physiological control) فشار الدم اور اسکے فعلیاتی عوامل			No	Yes	Yes
6	Hayateen (Vitamins) حیاتیات	II	10	0	2	0
	Hayateen ki tareef (definition) حیاتیات کی تعریف			No	Yes	No
	Aqsaam (types) اقسام			No	Yes	No
	Miqdar khurak (daily requirement) مقدار خوراک			No	Yes	No
	Afaal (functions) افعال			No	Yes	No
7	Istihala (Metabolism) استحالہ	III	10	0	0	1
	Istehala ki tareef (introduction to metabolism) استحالہ کی تعریف			No	No	Yes
	Nashasta ka istehala (metabolism of carbohydrate) نشاستہ کا استحالہ			No	No	Yes
	Shamiyat ka istehala (metabolism of lipids) شحمیات کا استحالہ			No	No	Yes
	Humooz-e-shorain ka istehala (metabolism of amino acids) حموض شورین کا استحالہ			No	No	Yes
	Madaniyat aur paani ka istehala (mineral and water metabolism) معدنیات اور پانی کا استحالہ			No	No	Yes

6 F(2) - Distribution of Theory examination Paper-II

	A List of Topics	B Term	C Marks	D Type of Questions "Yes" can be asked. "No" should not be asked.		
				MCQ (1 Mark)	SAQ (5 Marks)	LAQ (10 Marks)
1.	Nizam-e-Hazm (Digestive system) نظام ہضم	I	15	0	1	1
	Tamheed-e-nizam-e-hazm (introduction of digestive system) تمہید نظام ہضم			No	Yes	Yes
	Khurd beeni sakht of ghudood-e-luabiya (histological structure of salivary glands), luab-e-dahan ki tarkeeb (composition of saliva) غدد لعابہ کی خوردبینی ساخت، لعاب دہن کی ترکیب			No	Yes	Yes
	Tarssho aur afaal (secretion of saliva and functions) لعاب دہن کا ترشح اور افعال			No	Yes	Yes
	Rutubat-e-maaddi (gastric juice) رطوبات معدی			No	Yes	Yes
	Rutubat-e-mayvi, aur rutubat-e-safravi ki tarkeeb, tarassho aur afaal (composition of succus entericus and bile secretion and their functions) رطوبات معوی اور رطوبات صفراوی کی ترکیب، ترشح اور افعال			No	Yes	Yes
	Majra-e-ghizai ke harkat aur unke afaal (movements of alimentary canal and their functions) مجری غذائی کی حرکات اور انکے افعال			No	Yes	Yes
	Fuzla ki paidaish-o-iqhraj (formation of faeces and defecation) فضلہ کی پیدائش و اخراج			No	Yes	Yes
	Jigar ki saaqht-o-afaal, (structure and functions of liver) جگر کی ساخت و افعال			No	Yes	Yes
	hazm-e-nishashta (digestion of carbohydrate), ہضم نشاستہ			No	Yes	Yes
	hazm-e- shorain (digestion of protein) ہضم شورین			No	Yes	Yes
	andhazm-e-shaham (digestion of lipids) ہضم شحم			No	Yes	Yes
	paani ka injezab (absorption of water) پانی کا انجذاب			No	Yes	Yes
2.	Nizam-e-Tanaffus (Respiratory system) نظام	I	15	0	1	1

	تنفس					
	Mukhtalif tanaffussi aaza ki tamheed (introduction of respiratory system/organs) مختلف تنفسی اجزاء کی تمہید			No	Yes	Yes
	Aaza –i- tanaffys ki Khurd beeni sakht (histological structure) اجزائے تنفسی کی خوردبینی ساخت			No	Yes	Yes
	Uzlaat-e-tanaffuss aur unke afaal (respiratory muscles & functions of respiratory system/organs) عضلات تنفس اور انکے افعال			No	Yes	Yes
	Oxygen aur carbon di oxide ki muntaqeeli (transport of oxygen & carbon dioxide) آکسیجن اور کاربن ڈائی آکسائیڈ کی منتقلی			No	Yes	Yes
	Riya aur insaja may gason ka tabadila (gaseous exchange in lungs and tissues) ریہ اور انسجہ میں گیسوں کا تبادلہ			No	Yes	Yes
	Tanaffuss ke marakiz (centers of respiration) تنفس کے مراکز			No	Yes	Yes
	Masnooi tanaffuss aur inke mukhtalif tareeqe (artificial respiration and its methods) مصنوعی تنفس اور ان کے مختلف طریقے			No	Yes	Yes
	Jasamat-e-reviya (pulmonary volume) ریویہ			No	Yes	Yes
	Waqaat-e-reviya (pulmonary capacities) وقعت ریویہ			No	Yes	Yes
	Usre tanaffuss (dyspnoea) عسر تنفس			No	Yes	Yes
	Qillat-e-baad (anoxia) قلت باد			No	Yes	Yes
	Dushwaar-e-tanaffuss (apnoea) دشوار تنفس			No	Yes	Yes
	Izdiyad-e-tanaffuss (hypercapnia) ازدیاد تنفس			No	Yes	Yes
	Sat-he-martafa aur gehre paani ke feliyati asraat (physiological effect of high altitude & under water) سطح مرتفع اور گہرے پانی کے فعلیاتی اثرات			No	Yes	Yes
3.	Nizam-e-Iqhray (Excretory system) نظام اخراج	II	15	5	2	0
	Kulliya ki saqht-o-afaal (Structure and function of kidney) کلیہ کی ساخت و افعال			Yes	Yes	No
	Aljihazul mujawiru lilkubaiba (juxta--glomerular apparatus and renin- angiotensin system) الجہاز المجاورہ للکبیبہ اور نظام رینن و انجیوٹنسن			Yes	Yes	No
	Paidash-e- bowl, tarkeeb-e-bowl, aur miqhdaar-e-bowl (urine formation, quantity & concentration of urine) پیدائش بول، ترکیب بول، اور مقدار بول			Yes	Yes	No
	Renal regulation of fluid and electrolytes and acid-base balance			Yes	Yes	No

	توازن کھارل اور توازن حمضی قلوٰی میں کلیہ کا کردار					
	iqhraj-i- bowl aur iska mechania (micturition and its mechanism) اخراج بول اور اسکامیکانیہ			Yes	Yes	No
	Masana aur uski Kharabiyān (urinary bladder and its abnormalities) مٹانہ اور اس کی خرابیاں			Yes	Yes	No
	Artificial kidney, dialysis and renal transplantation مصنوعی کلیہ، ڈائلیسس اور زرع کلیہ			Yes	Yes	No
	Renal function tests اِختِبار وَطِیْقَة الْکَلْبِیَّة			Yes	Yes	No
	Unani conepts of idrar-e-bowl ادرار بول کا یونانی طبی مفہوم			Yes	Yes	No
4.	<i>Nizam-e-jild (Integumentary system)</i> نظام جلد	II	10	5	1	0
	Jild ki sakht aur afaal (structure and functions of skin) [integument], جلد کی ساخت و افعال			Yes	Yes	No
	Paseena (sweat) پسینہ			Yes	Yes	No
	Hararat-e-badaniya ka tavazun, (regulation of body temperature) حرارت بدنہ کا توازن			Yes	Yes	No
	Ghair tabiyyee hararat aur qillate-hararat (abnormal and sub-normal temperature). غیر طبعی حرارت و قلت حرارت			Yes	Yes	No
5.	<i>Nizam-e-Aasab (Nervous system)</i> نظام اعصاب	II	15	5	2	0
	Organization of nizam-e-aasab (nervous system) تنظیم نظام اعصاب			Yes	Yes	No
	Naseej-e- asabi (neural tissue) نسیج عصبی			Yes	Yes	No
	Leef-e- asabi (Nerve fibers) لیف عصبی			Yes	Yes	No
	Mashbak/ittisal (synapse): اتصال/مشبک			Yes	Yes	No
	Asabi mursalat (neurotransmitters) عصبی مراسلات			Yes	Yes	No
	Markazi nizam-e- asab (Central nervous system) مرکزی نظام اعصاب			Yes	Yes	No
	Assabeel-o shabkiya hissi (Sensory pathways and tracts) السبیل و شبکیہ حسی			Yes	Yes	No
	Nizam-e-harkiyah (Motor system) نظام حرکتیہ			Yes	Yes	No
	Alfailur-rudood (Reflexes) الفعل ردود			Yes	Yes	No
	Muqheeqh uqda-e qaidiyyah (Cerebellum & basal ganglia) مخیخ اور عقدہ تعدیہ			Yes	Yes	No
	nizame asabi la iradi (Autonomic nervous system) الجهاز العصبی اللارادی			Yes	Yes	No
	nuqha (Spinal cord) نخاع			Yes	Yes	No
	maseerutus sailunuqhayi (Cerebero-spinal)			Yes	Yes	No

	مسيرة السائل النخاعي (fluid)					
	النوم (Physiology of sleep) Al naum			Yes	Yes	No
	وجع و الم (Physiology of pain) Waj-o- alam			Yes	Yes	No
	EEG & nerve tests			Yes	Yes	No
	Unani concept of quwwat-e-nafsaniyyah قوت نفسانيه			Yes	Yes	No
	Quwwat-e zaiqah wa shammah (the taste and smell sensation) قوت ذائقه و شامه			Yes	Yes	No
	اذن (Ear) Uzn			Yes	Yes	No
	Ghisha-e tabli aur azeematusameiyyah (Tympanic membrane and the ossicular system) غشاء طبلي اور عظيماات السمعيه			Yes	Yes	No
	قوقليا Cochlea			Yes	Yes	No
	صوت (Sound) Saut			Yes	Yes	No
	Mechania-e quwwat-e-saut-e-markazi (Central auditory mechanisms) ميكانيه قوت صوت مركزي			Yes	Yes	No
	Hearing test			Yes	Yes	No
	عين Eye			Yes	Yes	No
	Ratubat-e ain (Fluid system of the eye) رطوبات عين			Yes	Yes	No
	Photochemistry of vision الكيمياء الضوئية للرؤية			Yes	Yes	No
	Ruyiyat ka mechania (Physiology of vision) رؤيت كا ميكانيه			Yes	Yes	No
	حركات عين (Eye movements) Harkat-e-ain			Yes	Yes	No
6.	Nizam-e-ghudood la qanatiyah (Endocrine system)	III	15	5	0	1
	Ghudood-e-la qanatiyah (endocrine gland) غدودلا قناتيه			Yes	No	Yes
	Tanzeem-e-afraz rasilat (regulation of hormones) تنظيم افراز رسيلاات			Yes	No	Yes
	Rasilat ka mekaniya-i- amal (Mechanism of action of hormones) رسيلاات كا ميكانيه عمل			Yes	No	Yes
	Rasilat aur istihala-e- kailshium (Hormones and calcium metabolism) رسيلاات اور استحاله كيلشيم			Yes	No	Yes
	Taht-us-sarir (hypothalamus) تحت السريير			Yes	No	Yes
	Ghudda nukhamiyah (pituitary gland) غده نخاميه			Yes	No	Yes
	Rasila-e-namu (growth hormone) رسيلاه نمو			Yes	No	Yes
	Ghudda-e-nukhmiya muaqqhar (posterior pituitary) غده نخاميه مؤخر			Yes	No	Yes
	Ghudda-e-darqiyyah (thyroid gland) غده درقيه			Yes	No	Yes
	Ghudda-e- kazriyyah (adrenal glands) غده كزريه			Yes	No	Yes
	Banqiras (pancreas): بانقراس			Yes	No	Yes

	Ghudda sa'atariyyah (thymus) and ghudda-e-sanobariyyah (pineal gland): غده صعتریه اور غده صنوبریه			Yes	No	Yes
	Thyroid function tests			Yes	No	Yes
	Endocrine consequences and metabolism			Yes	No	Yes
7.	Nizam-e-tauleed (Reproductive system)	III	15	0	1	1
	Sex differentiation & determination			No	Yes	Yes
	Bulooghat (puberty): بلوغت			No	Yes	Yes
	Nizam-e-tauleed mardana (male reproductive system) نظام تولید مردانہ			No	Yes	Yes
	Rasila-e-khusya (testosterone) رسیلہ خصیہ			No	Yes	Yes
	Ghudda-e-madhi(prostate) غده مذی			No	Yes	Yes
	Nizame tawleed zanana(female reproductive system) نظام تولید زنانہ			No	Yes	Yes
	Rasila muwallid-i- bayda (oestrogen) and rasila mu'in al-haml (progesterone): رسیلہ مولد باینده و رسیلہ معین حمل			No	Yes	Yes
	Hamal (pregnancy), wiladat (parturition) & ilban / amal-e-raza'at (lactation) عمل رضاعت و ولادت و عمل رضاعت			No	Yes	Yes
	Iyas (menopause) ایاس			No	Yes	Yes
	Unani concepts of quwwat-e-tanasulliya قوت تناسلیہ کا طبی مفہوم			No	Yes	Yes

6 G(1) - Question Paper blueprint Paper I

A Question Sr. No	B Type of Question	C Question Paper Format
Q1	<p>Multiple choice Questions (MCQ)</p> <p>20 Questions</p> <p>1 mark each</p> <p>All compulsory</p> <p>Must know 15 MCQ</p> <p>Desirable to know 3 MCQ</p> <p>Nice to know 2 MCQ</p>	<ol style="list-style-type: none"> 1. Topic number 1 2. Topic number 1 3. Topic number 1 4. Topic number 1 5. Topic number 1 6. Topic number 2 7. Topic number 2 8. Topic number 2 9. Topic number 2 10. Topic number 2 11. Topic number 3 12. Topic number 3 13. Topic number 3 14. Topic number 3 15. Topic number 3

		16. Topic number 3 17. Topic number 3 18. Topic number 3 19. Topic number 3 20. Topic number 3
Q2	Short answer Questions (SAQ) Eight Questions 5 Marks Each All compulsory Must know 7 SAQ Desirable to know 1 SAQ No Questions on Nice to know	1. Topic no. 1 2. Topic no. 3 3. Topic no. 3 4. Topic no. 4 5. Topic no. 5 6. Topic no. 5 7. Topic no. 6 8. Topic no. 6
Q3	Long answer Questions (LAQ) Four Questions 10 marks each All compulsory All questions on must know No Questions on Nice to know and Desirable to know	1. Topic no .2 2. Topic no 3. 3. Topic no 5. 4. Topic no 7.

6 G(2) - Question Paper blueprint Paper II

A Question Sr. No	B Type of Question	C Question Paper Format
.Q1	Multiple choice Questions (MCQ) 20 Questions 1 mark each All compulsory Must know 15 MCQ Desirable to know 3 MCQ Nice to know 2 MCQ	1. Topic number 3 2. Topic number 3 3. Topic number 3 4. Topic number 3 5. Topic number 3 6. Topic number 4 7. Topic number 4 8. Topic number 4 9. Topic number 4 10. Topic number 4 11. Topic number 5 12. Topic number 5 13. Topic number 5 14. Topic number 5

		<ul style="list-style-type: none"> 15. Topic number 5 16. Topic number 6 17. Topic number 6 18. Topic number 6 19. Topic number 6 20. Topic number 6
Q2	<p>Short answer Questions (SAQ) Eight Questions 5 Marks Each All compulsory</p> <p>Must know 7 SAQ Desirable to know 1 SAQ No Questions on Nice to know</p>	<ul style="list-style-type: none"> 1. Topic no. 1 2. Topic no. 2 3. Topic no. 3 4. Topic no 3 5. Topic no. 4 6. Topic no. 5 7. Topic no. 5 8. Topic no. 7
Q3	<p>Long answer Questions (LAQ) Four Questions 10 marks each All compulsory All questions on must know No Questions on Nice to know and Desirable to know</p>	<ul style="list-style-type: none"> 1. Topic no .1 2. Topic no 2. 3. Topic no 6. 4. Topic no 7.

6 H - Distribution of Practical Examination

SN	Heads	Marks
1	Practical (Total Marks 100)	
	Spotting : Microscopic Identification of Histological Slides (05 Slides)	25
	Experiment : Urine Examination/Haematology Tests (any 01 Experiment)	20
	Measurements : Blood Pressure/ Spirometry/ Perimetry/Visual Field/ Ishihara Test/ Hearing Conduction Test (any 01 Measurement)	20
	Electrophysiology : ECG/EEG/NCT (any 01 Test)	25
	Record Book	10
2	Viva Voce	20
3	Internal	20
4	Electives	10
Total Marks		150

Table 7. Reference Books/ Resources:

Book		
S. No.	Name of Book	Name of Author
1	Human Physiology	C.C. Chatterjee - Medical Allied Agency
2	Textbook of Medical Physiology	Guyton & Hall - Harcourt Asia & Saunders
3	Essentials of Medical Physiology	Sembulingam - JP
4	Review of Medical Physiology	Ganong - McGraw Hill
5	Medical Physiology	Khurana - Elsevier
6	Physiology	Berne & Levy – Elsevier
7	Manafeul Aza	NCPUL, New Delhi
8	Darsi Manafeul Aza (Blood)	Ghulam Muntaqa
9	Darsi Manafeul Aza (General Physiology)	Ghulam Muntaqa
10	Manafeul Aza (Ghiza, Hazm, Istihala wa	Iqtidarul Hasan Zaidi

	Ikhrāj)	
11	Manafeul Aza	Ansari Mohd Yusuf
12	Manafeul Aza	Javed Ahmad Lari
13	Manafeul Aza	Anwaar Ahmad Qureshi

**COURSE CURRICULUM FOR FIRST PROFESSIONAL BUMS
(PRESCRIBED BY NCISM)**

**TAREEKHE TIB
SUBJECT CODE: UNIUG-TT
HISTORY OF MEDICINE**

**(Applicable from 2021-2022 batch onwards for five years or
until further notification by NCISM, whichever is earlier)**



**BOARD OF UNANI, SIDDHA AND SOWA RIGPA
NATIONAL COMMISSION FOR INDIAN SYSTEM OF MEDICINE
NEW DELHI-110058**



UNIUG-TT

NCISM

I professional BUMS

Subject Code: UNIUG-TT

Tareekhe Tib

KEY POINTS

Total number of Teaching hours: 150			
Lecture hours (LH) - Theory		50 Hours	50 Hours (LH)
Paper I	50 Hours		
Non-Lecture hours (NLH) – Theory		100 Hours	100 Hours (NLH)
Paper I	100 Hours		
Non-Lecture hours (NLH) - Practical		NA	

Examination (Papers & Mark Distribution)					
Item	Theory Component Marks	Practical Component Marks			
		Practical	Viva	Elective	IA
Paper I	100	--	30	--	20
Sub-Total	100	150			
Total marks	150				

Preface

The course Tareekh-e-Tibb (History of Medicine) covers the history by the roots and periodic development of Unani Medicine since the ancient times through scholastic medieval traditions to the present day.

Tareekh-e-Tibb recognizes the eminent physicians and institutions that advanced the Unani system of medicine and so motivate the physicians of the time. The elementary framework of Unani Medicine is based on the views of Buqrat (Hippocrates) as he laid foundation of clinical medicine on the basis of his careful observations. After Buqrat (Hippocrates), Jalinoos (Galen) stands out and consolidated Hippocratic doctrine by practical approach on which Zakariya Razi (Rhazes) and Ibn-e-Sina (Avicenna) constructed an imposing edifice. Imbibing what was the best in the contemporary systems of traditional medicine in Egypt, Syria, Iraq, Persia, India, China and other middle east & far east countries, they enriched the Unani system of Medicine that is why the system is known in different parts of the world, with different names such as Greco-Arab Medicine, Ionian Medicine, Arab Medicine, Traditional Medicine, Oriental Medicine & Eastern Medicine etc.

The course not only chronicles the global acceptance and impact of Unani system of medicine with its distinction but also leads to improvements in the context of research & development in the field. Unani Medicine has a long and impressive record in India since its introduction. Today, India is one of the leading countries as far as the practice of Unani Medicine is concerned. It has the largest number of Unani educational, research and health care institutions. The course also covers valuable and timeless lessons in the realm of Medical Ethics to be followed by the physicians. Unani System of Medicine appreciate the faithfulness of physicians towards ethics as Hippocrates produced a remarkable ethical code of conduct named as Hippocratic Oath which is everlasting to guide the physicians to be careful regarding medical ethics.

Index

First BUMS	5
Course Code and Name of Course	5
Table 1- Course outcomes and matched Program outcomes	5
Table 2: Contents of Tareekhe Tib	6
Table 3: Learning objectives of Tareekhe Tib UNIUG-TT (Theory).....	12
Table 4 Learning objectives (Practical) Not applicable.....	47
Table 5- Non Lecture Activities of Tareekhe Tib UNIUG-TT.....	47
Table 6: Assessment Summary	47
6 A - Number of papers and Marks Distribution	47
6. B - Scheme of Assessment (formative and Summative).....	47
6 C - Calculation Method for internal assessment Marks (20 Marks)	47
6 D - Evaluation Methods for Periodical Assessment	48
6 E - Question Paper Pattern	48
6 F - Distribution of Theory examination	49
6 G - Question Paper blueprint	53
6 H - Distribution of Practical Examination	54
Table 7. Reference Books/Resources:	54

First BUMS:**Course Code and Name of Course**

	Course code	Name of Course
	UNIUG-TT	Tareekhe Tib (History of Medicine)

Table 1- Course outcomes and matched Program outcomes

SR1 CO No	A1 Course Outcome (CO) UNIUG-TT At the end of the course UNIUG-TT, the student should be able to-	B1 Course Outcome matched with program outcomes.
CO1	Understand to describe gradual development of art of healing and recognize that Unani medicine is a myth free logically sound, experiment based medical system with an all-time influence on progressive medical sciences since its advent.	PO1,PO2,PO6
CO2	Distinguish between pre and post Hippocratic level of medicine, Comprehend the reasons behind acknowledgment of Buqrat (Hippocrates) as the Father of Medicine and the outstanding subsequent philosophers and physicians.	PO1,PO2,PO6
CO3	Discuss the services of Bait-al-Hikmat to collect medical knowledge of the time, its Arabic translation which becomes foundation of Greek-o-Arabic Medicine and legacy of renowned physicians of medieval era.	PO2,PO6
CO4	Explain the leading account of creditable documents concerning with the beginning, progress and practice of Unani medicine with their forms and places to use them as a reference.	PO4,PO8
CO5	Discuss introduction of Unani Medicine in India, famous Indian physicians and their contributions along with their interdisciplinary approach with Ayurveda by virtue of which Unani Medicine becomes indigenous.	PO4,PO6
CO6	Recognize and explain the substantial development of Infrastructure in respect to Unani Medicine under the patronage of Indian Government.	PO8
CO7	Appreciate and discuss the faithfulness of physicians towards ethics since antiquity, as Hippocrates specially wrote a remarkable ethical code of conduct, which, in present self-interested era becomes more precious.	PO3,PO5,PO7

Table 2: Contents of Tareekh-e Tibb

	A2 List of Topics UNIUG-TT	B2 Term	C2 Marks	D2 Lecture hours	E2 Non- Lecture hours
1.	(Tareekh-e-Tibb aur iski Ahmiyat) تاریخ طب اور اس کی اہمیت	I	10	01	2
2.	فن طب کی ابتدا اور اس کے اولین مراکز (Fanne Tibb ki Ibteda aur iske Awwaleen Marakiz) a. بابلی و آشوری طب (Babuli wa Aashuri Tibb) b. مصری طب (Misri Tibb) c. چینی طب (Cheeni Tibb) d. ہندی طب / آیورویدا (Hindi Tibb/Ayurveda) e. ایرانی طب اور مدرسہ جنڈی شاپور (Irani Tibb aur Madrasa Jundi Shapur) f. یونانی طب (Unani Tibb)	I		04	08
3.	یونانی طب ما قبل بقرات (Unani Tibb ma Qabl Buqrat) a. اسقلیبیوس (Asqalibiyoos)	I	05	01	02
4.	بقرات اور اس کے بعد کے یونانی اطباء (Buqrat aur uske baad ke Unani Atibba) a. بقرات (Buqrat) b. ارستو (Arastu) c. ہیروفیلوس (Herofilooos.) d. ایراسٹراٹوس (Erasistratoos) e. مدرسہ اسکندریہ (Madrasa Askandriya)	I	05	03	06
5.	رومی طب اور بازنطینی طب (Roomi Tibb aur Bazantini Tibb) a. دیسقوریڈوس (Desqooridoos) b. جالینوس (Jalinoos)	I	05	02	04
6.	عربی طب (Arabi Tibb) I. عہد جاہلیت (Ahd-e- Jahiliyat)	I	15	06	12

	<p>a. حارث بن كلده (Haris bin Kilda)</p> <p>.II طب نبوی (Tibb- e- Nabwi)</p> <p>.III دور اموی (Daur Umwi)</p> <p>a. جابر بن حیان (Jabir bin Hayyan)</p> <p>b. خالد بن یزید (Khalid bin Yazeed)</p> <p>.IV عباسی دور (Abbasi Daur)</p> <p>a. بیت الحکمت (Baitul Hikmat)</p> <p>b. یوحنا بن ماسویہ (Yohanna bin Masawayh)</p> <p>c. حنین بن اسحاق (Hunain bin Ishaq)</p> <p>d. ثابت بن قرہ (Sabit bin Qurra)</p> <p>e. یعقوب بن اسحاق (Yaqoob bin Ishaq)</p> <p>f. قسطان لوقا (Qusta bin Luqa)</p> <p>g. جبرائیل بن یحییٰ شوع (Jibrayeel bin Yehya Shu'ayb)</p> <p>Bakhtishu)</p> <p>h. بغداد میں ہندوستانی اطباء کی آمد اور آیور ویدک کتابوں کے ترجمے</p> <p>(Baghdad mein Hindustani Atibba ki Aamad aur Ayurvedic Kitabon ke Tarjume)</p>				
7.	<p>طب قرون وسطیٰ میں (Tibb Quroon-e-Usta mein)</p> <p>a. علی بن ربیع طبری (Ali bin Rabban Tabri)</p> <p>b. احمد بن محمد طبری (Ahmad bin Mohammad Tabri)</p> <p>c. محمد بن زکریا رازی (Mohammad bin Zakariya Razi)</p> <p>d. علی بن عباس مجوسی (Ali bin Abbas Majoosi)</p> <p>e. ابن سینا (Ibn-e-Sina)</p> <p>f. ابو منصور نوح القمیری (Abu Mansoor Nooh al Qamri)</p> <p>g. ابو سہل مسیحی (Abu Sahal Masihi)</p> <p>h. اسماعیل جرجانی (Ismail Jurjani)</p> <p>i. نجیب الدین سمرقندی (Najeebuddin Samarqandi)</p> <p>j. علاء الدین قرشی (Alauddin Qarshi)</p> <p>k. نفیس بن عوض کرمانی (Nafees bin Awz kirmani)</p>	II	15	08	16

	<p>1. علی بن عیسیٰ کحال (Ali bin Isa Kahhal)</p> <p>m. ابن ہبل بغدادی (Ibn-e-Hubal Baghdadi)</p> <p>n. ابن جزله (Ibn-e-Jazla)</p> <p>o. ابن بطلان (Ibn-e-Butlan)</p> <p>p. عبداللطیف بغدادی (Abdul Lateef Baghdadi)</p> <p>q. کمال الدین ایرانی (Kamaluddin Irani)</p> <p>r. محمود آملی (Mahmood Aamli)</p>				
8.	<p>اطباء اندلس (Atibba Undulus)</p> <p>a. ابن رشد (Ibn-e-Rushd)</p> <p>b. ابوالقاسم زہراوی (Abul Qasim Zahrawi)</p> <p>c. ابن خطیب (Ibn-e-Khateeb)</p> <p>d. ابن بيطار (Ibn-e-Baitar)</p> <p>e. ابن زہر (Ibn-e-Zuhr)</p>	II	05	03	06
9.	<p>اطباء مصر و شام (Atibba Misr wa Sham)</p> <p>a. داؤد انطاکی (Dawood Antaki)</p> <p>b. ابن ہیشم (Ibn-e-Haysham)</p> <p>c. ابن القف مستحی (Ibn-al-Qaf Masihi)</p> <p>d. اسحاق بن سلیمان اسرائیلی (Ishaq bin Sulaiman Israili)</p>	II	05	02	04
10.	<p>طب یونانی ہندوستان میں (Tibb-e-Unani Hindustan main)</p> <p>I. عہد تغلق (Ahd-e-Tughlaq)</p> <p>a. ضیاء محمد مسعود رشید زنگی (Zia Mohammad Masood Rasheed Zangi)</p> <p>II. عہد لودھی (Ahd-e-Lodhi)</p> <p>a. بہوہ بن خواص خان (Bahwa bin Khawas Khan)</p> <p>III. عہد مغلیہ (Ahd-e-Mughliya)</p> <p>a. حکیم علی گیلانی (Hakim Ali Gilani)</p> <p>b. حکیم صدرا (Hakim Sadra)</p> <p>c. حکیم امان اللہ خان (Hakim Amanullah Khan)</p> <p>d. حکیم اکبر ارزانی (Hakim Akbar Arzani)</p> <p>e. حکیم ہاشم علوی خان (Hakim Hashim Alwi Khan)</p>	II	15	10	20

	<p>f. حکیم یوسفی (Hakim Yusufi)</p> <p>g. حکیم شریف خان (Hakim Shareef Khan)</p> <p>.IV قطب شاہی دور (Qutub Shahi Daur)</p> <p>a. حکیم میر مومن (Hakim Mir Momin)</p> <p>b. حکیم الملک نظام الدین گیلانی (Hakim-ul-mulk Nizamuddin Gilani)</p> <p>.V نظام شاہی دور (Nizam Shahi Daur)</p> <p>a. رستم جرجانی (Rustam Jurjani)</p> <p>b. حکیم ولی گیلانی (Hakim Wali Gilani)</p> <p>.VI عادل شاہی دور (Aadil Shahi Daur)</p> <p>a. ابوالقاسم فرشتہ (Abul Qasim Farishta)</p> <p>.VII آصف جاہی دور (Aasif Jahi Daur)</p> <p>a. حکیم رضا علی خان (Hakim Raza Ali khan)</p> <p>b. حکیم شفا علی خان (Hakim Shafai Khan)</p> <p>.VIII گجرات کا مشہور طبیب (Gujrat ka Mashhoor Tabeeb)</p> <p>a. شہاب عبد الکریم ناگوری (Shahab Abdul Kareem Nagowri)</p> <p>.IX برطانوی عہد (Bartanawi Ahad)</p> <p>a. حکیم اجمل خان (Hakim Ajmal khan)</p> <p>b. حکیم عبد العزیز لکھنوی (Hakim Abdul Aziz Lucknawi)</p> <p>c. حکیم اعظم خان (Hakim Azam khan)</p> <p>d. حکیم عبد الحمید (Hakim Abdul Hameed)</p> <p>e. حکیم عبد الطیف فلسفی (Hakim Abdul Lateef Falsafi)</p> <p>f. حکیم عبد الحلیم لکھنوی (Hakim Abdul Haleem Lucknawi)</p> <p>g. حکیم احمد حسین عثمانی (Hakim Ahmad Husain Usmani)</p> <p>.X چند دیگر مشہور اطباء (Chand Digar Mashhoor Atibba)</p> <p>a. حکیم محمد کبیر الدین (Hakim Mohammad Kabiruddin)</p>			
--	------------------------------------------------------------------------------------------------------------------------------------------------------------------------------------------------------------------------------------------------------------------------------------------------------------------------------------------------------------------------------------------------------------------------------------------------------------------------------------------------------------------------------------------------------------------------------------------------------------------------------------------------------------------------------------------------------------------------------------------------------------------------------------------------------------------------------------------------------------------------------------------------------------------------------------------------------------------------------------------------------------------------------------------------------------------------------------------------------------------------------------------------------------------------------------------------------------------------------------------------------------------------------------------------------------------------------------------------------------	--	--	--

	<p>b. حکیم غلام حسنین کنتوری (Hakim Ghulam Hasnain Kintoori)</p> <p>c. حکیم محمد الیاس خان (Hakim Mohammd Ilyas khan)</p> <p>d. حکیم عبدالحمید دہلوی (Hakim Abdul Hameed Dehlvi)</p> <p>e. حکیم عبدالرزاق (Hakim Abdul Razzaq)</p>				
11.	<p>ہندوستان کے مشہور طبیبی خانوادے</p> <p>(Hindustan ke Mashoor Tibbi Khanwade)</p> <p>a. خاندان شریفی (Khandan-e-Shareefi)</p> <p>b. خاندان عزیز (Khandan-e-Azeezi)</p> <p>c. خاندان عثمانی (Khandan-e-USmani)</p>	III	05	02	04
12.	<p>ہندوستان میں طب یونانی کے فروغ میں درس گاہوں کا کردار</p> <p>(Hindustan mein Tibb-e-Unani ke Farogh mein Darsgahon ka Kirdar)</p> <p>a. اے اینڈ یو طبیہ کالج، قروں باغ (A & U Tibbi College Karol Bagh Delhi)</p> <p>b. اجمل خان طبیہ کالج، علی گڑھ (Ajmal Khan Tibbiya College, Aligarh)</p> <p>c. تکمیل الطب کالج، لکھنؤ (Takmeelut Tibb College, Lucknow)</p> <p>d. اسٹیٹ یونانی میڈیکل کالج، پریا گراج (State Unani Medical College, Prayagraj)</p> <p>e. گورنمنٹ یونانی میڈیکل کالج، پٹنہ (Government Unani Medical College, Patna)</p> <p>f. جامعہ طبیہ اسکول آف یونانی میڈیکل ایجوکیشن اینڈ ریسرچ، جامعہ ہمدرد، نئی دہلی (Jamia Tibbiya/School of Unani Medical Education & Research, Jamia Hamdard, New Delhi)</p> <p>g. نظامیہ طبیہ کالج، حیدرآباد (Nizamia Tibbia College, Hyderabad)</p>	III	05	02	04
13.	<p>ہندوستان میں طب یونانی کے انتظامی و تحقیقی شعبہ جات اور ان کی اہم کارگزاریاں</p> <p>(Hindustan mein Tibb-e-Unani ke Intezami wa Tehqiqi Shobajat aur unki Aham</p>	III	05	02	04

	Karguzariya) .a آیش (AYUSH) .b این - سی - آئی - ایس - ایم (NCISM) .c سی - آر - یو - ایم (CCRUM) .d این - آئی - یو - ایم (NIUM) .e ٹی - کے ڈی - ایل (TKDL)				
14.	طبی اخلاقیات (Tibbi Akhlaqiyat) .a فن طب کی عظمت اور شرافت (Fanne Tibb ki Azmat aur Sharafat) .b طبی اخلاقیات (Tibbi Akhlaqiyat) .c معاہدہ بقراطیہ اور اس کا پس منظر (Muaheda-e-Buqratiya aur Uska pas Manzar) .d معاہدہ بقراطیہ کے متن کا اردو ترجمہ (Muaheda-e-Buqratiya ke Matan ka Urdu Tarjuma) .e اطباء کے اوصاف (Attiba ke Aausaf) .f متعلمین طب کے اوصاف (Mutallmeen-e-Tibb ke Aausaf) .g سی - سی - آئی - ایم کے مرتب کردہ ضابطہ اخلاق برائے طبیب (CCIM ke Marattab karda Zabta-e-Akhlaq barae Tabeeb) .h یونانی اطباء کے اختیارات (Unani Atibba ke Akhtiyarat) .i غیر اخلاقی طبابت (Ghair Akhlaqi Tababat)	III	05	04	08
Total:				50	100

Table 3: Learning objectives of Tareekh-e Tibb UNIUG-TT (Theory)

A3 Course outcom e	B3 Learning Objective (At the end of the session, the Students should be able to)	C3 Domain/Sub	D3 Must to know/desirabl e to know/Nice to know	E3 Level Does/shows / Knows how/ Knows	F3 T-L method	G3 Assessment	H3 Formative /summativ e	I3 Ter m	J3 Integratio n
TOPIC 1- TAREEKH-E-TIBB AUR ISKI AHMIYAT (Lecture:- 1 hours, Non lecture 2 hours)									
CO1	Describe Tareekh-e-Tibb.	Cognitive, Recall	MK	Know	Lecture	Written/Viva	F&S	I	
CO1	Recognize and explain the importance of Tareekh-e-Tibb.	Cognitive, Comprehension	MK	Know	Group Discussion	Written/Viva	F&S	I	
TOPIC 2- FANNE TIBB KI IBTEDA AUR ISKE AWWALEEN MARAKIZ (Lecture:- 4 hours, Non lecture 8 hours)									
CO1	Explain the history of Medicine in ancient times.	Cognitive, Recall	MK	Know	Lecture	Written/Viva	F&S	I	
CO1	Describe fanne tibb ki ibteda aur iske awwaleen marakiz.	Cognitive, Recall	MK	Know	Lecture/ Tutorial	Written/Viva	F&S	I	
(a) Babuli wa Aashuri Tibb.									
CO1	Explain Babuli wa Aashuri Tibb.	Cognitive, Recall	MK	Know	Lecture	Written/Viva	F&S	I	

CO1	Describe the fundamental concepts of Babuli wa Aashuri Tibb.	Cognitive Recall	MK	Know	Lecture/ Demonstration	Written/Viva	F&S	I	
CO1	Describe the Mode of treatments in Babuli wa Aashuri Tibb.	Cognitive, Recall	MK	Know	Lecture	Written/Viva	F&S	I	
CO1	Identify the Source of information for Babuli wa Aashuri Tibb.	Cognitive, Recall	DK	Know	Lecture	Written/Viva	F&S	I	
(b) Misri Tibb.									
CO1	Explain Misri Tibb.	Cognitive, Recall	MK	Know	Lecture	Written/ Viva	F&S	I	
CO1	Describe the fundamental concepts of Misri Tibb.	Cognitive, Comprehension	MK	Know	Lecture / Demonstration	Written/ Viva	F&S	I	
CO1	Describe the Modes of treatment in Misri Tibb.	Cognitive, Comprehension	MK	Know	Lecture	Written/ Viva	F&S	I	

CO1	Identify the Source of information for Misri Tibb.	Cognitive, Recall	DK	Know	Lecture	Written/ Viva	F&S	I	
CO1	Explain the contents & importance of Papyri.	Cognitive, Recall	DK	Know	Lecture	Written/ Viva	F&S	I	
(c) Cheeni Tibb.									
CO1	Explain Cheeni Tibb.	Cognitive, Comprehension	MK	Know	Lecture	Written/Viva	F&S	I	
CO1	Describe the fundamental concepts of Cheeni Tibb.	Cognitive, Comprehension	MK	Know	Lecture	Written/Viva	F&S	I	
CO1	Identify the contributions of Ancient Cheeni Philosophers & Physicians.	Cognitive, Recall	DK	Know	Lecture	Written/Viva	F&S	I	
CO1	Describe the special Modes of treatment & modes of investigations in Chinese Medicine.	Cognitive, Comprehension	MK	Know	Lecture/ Demonstration	Written/Viva	F&S	I	
(d) Hindi Tibb/ Ayurveda.									

CO1	Explain Hindi Tibb/Ayurveda.	Cognitive, Recall	MK	Know	Lecture	Written/Viva	F&S	I	
CO1	Describe the fundamental concepts of Ayurveda.	Cognitive, Recall	MK	Know	Lecture/ Demonstration	Written/Viva	F&S	I	
CO1	Describe the modes of investigation & special modes of treatment used in Ayurveda.	Cognitive, Comprehension	MK	Know	Lecture	Written/Viva	F&S	I	
CO1	Identify the Source of information for Ayurveda & Important Ayurvedic Physicians.	Cognitive, Recall	MK	Know	Lecture/ Tutorial	Written/Viva	F&S	I	
(e) Irani Tibb aur Madrasa Jundi Shapur.									
CO1	Explain Qadeem Irani Tibb.	Cognitive, Recall	MK	Know	Lecture	Written/Viva	F&S	I	
CO1	Describe the fundamental concepts & Modes of treatment in Qadeem Irani Tibb.	Cognitive, Comprehension	MK	Know	Lecture/ Demonstration	Written/Viva	F&S	I	

CO1	Describe the Establishment of Madrasa Jundi Shapur.	Cognitive, Comprehension	MK	Know	Lecture	Written/Viva	F&S	I	
CO1	Identify the contributions of Madrasa Jundi Shapur and important physicians associated with it.	Cognitive, Comprehension	MK	Know	Lecture/Group Discussion	Written/Viva	F&S	I	
(f) Unani Tibb.									
CO1, CO2	Explain Unani Tibb.	Cognitive, Recall	MK	Know	Lecture	Written/Viva	F&S	I	
CO1, CO2	Describe the fundamental concepts & Modes of treatment in Unani Tibb.	Cognitive, Comprehension	MK	Know	Lecture/ Demonstration	Written/Viva	F&S	I	
TOPIC 3- UNANI TIBB MA QABLE BUQRAT (Lecture:- 1 hours, Non lecture 2 hours)									
CO2	Describe the Origin of Medicine in Ancient Greece.	Cognitive, Comprehension	MK	Know	Lecture/ Educational Videos	Written/Viva	F&S	I	
CO2	Explain the Medical practices of Pre Hippocratic era.	Cognitive, Comprehension	MK	Know	Lecture/ Group Discussion	Written/Viva	F&S	I	
(a) Asqalibiyoos.									

CO2	Describe Tabeeb-e-awwal, Asqalibiyos & his temple practice.	Cognitive, Recall	MK	Know	Lecture	Written/Viva	F&S	I	
TOPIC 4- BUQRAT AUR USKE BAAD KE UNANI ATIBBA (Lecture:- 3 hours, Non lecture 6 hours)									
CO2	Distinguish between Hippocratic & Post Hippocratic era of Unani Tibb.	Cognitive, Comprehension	MK	Know	Lecture/ Tutorial	Written/Viva	F&S	I	
(a) Buqrat (Hippocrates).									
CO2	Describe the life history of Buqrat	Cognitive, Recall	MK	Know	Lecture	Written/Viva	F&S	I	
CO2	Describe the contributions of Buqrat.	Cognitive, Comprehension	MK	Know	Lecture/ Educational Video	Written/Viva	F&S	I	
(b) Arastu (Aristotle).									
CO2	Describe the life history of Arastu.	Cognitive, Recall	DK	Know	Lecture	Written/ Viva	F&S	I	

CO2	Describe the philosophies Arastu related to Unani Medicine.	Cognitive, Comprehension	MK	Know	Lecture/ Symposium	Written/ Viva	F&S	I	
(c) Herofilooos.									
CO2	Describe the Life history of Herofilooos.	Cognitive, Recall	MK	Know	Lecture	Written/ Viva	F&S	I	
CO2	Describe the contributions of Herofilooos.	Cognitive, Comprehension	MK	Know	Lecture/ Demonstration	Written/ Viva	F&S	I	
(d) Erasistratoos.									
CO2	Describe the Life history of Erasistratoos.	Cognitive, Recall	MK	Know	Lecture	Written/ Viva	F&S	I	
CO2	Describe the contributions of Erasistratoos.	Cognitive, Comprehension	MK	Know	Lecture/ Demonstration	Written/ Viva	F&S	I	
(e) Madrasa Askandriya.									
CO2	Explain the importance of Madrasa Askandriya and its contributions.	Cognitive, Recall, Comprehension	MK	Know	Lecture/ Group Discussion	Written/ Viva	F&S	I	
TOPIC-5 ROOMI TIBB AUR BAZANTINI TIBB (Lecture:- 2 hours, Non lecture 4 hours)									

CO2	Describe Roomi Tibb and its important aspects.	Cognitive, Comprehension	MK	Know	Lecture	Written/ Viva	F&S	I	
CO2	Describe Bazantini Tibb and famous physician associated with it.	Cognitive, Recall	DK	Know	Lecture	Written/ Viva	F	I	
(a) Desqooridoos (Diascorides).									
CO2	Explain life history of Desqooridoos.	Cognitive, Recall	MK	Know	Lecture	Written/ Viva	F&S	I	
CO2	Describe the contributions of Desqooridoos.	Cognitive, Comprehension	MK	Know	Lecture	Written/ Viva	F&S	I	
CO4	Discover the importance of Kitabul Hashaish.	Cognitive, Comprehension	MK	Know	Lecture/ Group Discussion	Written/ Viva	F&S	I	
(b) Jalinoos (Galen).									
CO2	Describe the life history of Jalinoos.	Cognitive, Recall	MK	Know	Lecture/ Educational Video	Written/ Viva	F&S	I	
CO2	Describe the contributions of Jalinoos.	Cognitive, Comprehension	MK	Know	Lecture/Seminar	Written/ Viva	F&S	I	
CO4	List important Medical text books of Jalinoos	Cognitive, Recall	MK	Know	Lecture/ Visit to Library	Written/ Viva	F&S	I	

TOPIC- 6 ARABI TIBB (Lecture-06 & Non Lecture-12)									
CO3	Explain Tibb in Arab.	Cognitive, Comprehension	MK	Know	Lecture	Written/Viva	F&S	I	
CO3	Describe the contribution of Arabs in field of Medicine.	Cognitive, Comprehension	MK	Know	Lecture/ Group Discussion	Written/Viva	F&S	I	
CO3	Differentiate between Pre Islamic & Post Islamic Arabi Tibb.	Cognitive, Comprehension	MK	Know	Lecture	Written/Viva	F&S	I	
i. Ahd-e- Jahiliyat:									
CO3	Describe Arabic medicine in Ahd-e- Jahiliyat.	Cognitive, Comprehension	MK	Know	Lecture	Written /Viva	F&S	I	
(a) Haris bin Kilda.									
CO3	Discuss the life history & of Haris bin Kilda	Cognitive, Recall	MK	Know	Lecture	Written/Viva	F&S	I	
CO3	Describe the contributions of Haris bin Kilda.	Cognitive, Comprehension	MK	Know	Lecture	Written/Viva	F&S	I	
ii. Tibb-e-Nabwi:									
CO3	Explain the importance of Tibb-e- Nabwi.	Cognitive, Comprehension	MK	Know	Lecture	Written/Viva	F&S	I	
CO3	Summarize the important aspects	Cognitive, Comprehension	MK	Know	Lecture/ Seminar	Written/Viva	F&S	I	

	regarding health, disease & treatment in Tibb-e-Nabwi.								
iii. Umwi Daur:									
CO3	Describe the development of medicine in Umwi daur.	Cognitive, Comprehension	MK	Know	Lecture	Written/Viva	F&S	I	
(a) Jabir bin Hayyan.									
CO3	Discuss life history of Jabir bin Hayyan.	Cognitive, Recall	MK	Know	Lecture	Written/Viva	F&S	I	
CO3	Describe the contributions of Jabir bin Hayyan.	Cognitive, Comprehension	MK	Know	Lecture/Demonstration	Written/Viva	F&S	I	
(b) Khalid bin Yazeed.									
CO3	Discuss life history & of Khalid bin Yazeed.	Cognitive, Recall	MK	Know	Lecture	Written/Viva	F&S	I	
CO3	Describe the contributions of Khalid bin Yazeed.	Cognitive, Comprehension	MK	Know	Lecture	Written/Viva	F&S	I	
iv. Ahde Abbasi:									
(a) Baitul Hikmat.									
CO3	Discuss the Establishment and contributions of Baitul Hikmat in the field of Medicine.	Cognitive, Recall	MK	Know	Lecture	Written/Viva	F&S	I	
CO3	List translations & compilations done in	Cognitive, Recall	MK	Know	Lecture/ Tutorial	Written/Viva	F&S	I	

	Baitul Hikmat.								
CO3	State the names of famous mutarjimeen of Ahde Abbasi.	Cognitive, Recall	DK	Know	Lecture	Written/Viva	F&S	I	
(b) Yohanna bin Masawayh.									
CO3	Discuss life history of Yohanna bin Masawayh.	Cognitive, Recall	MK	Know	Lecture	Written/Viva	F&S	I	
CO3	Describe the contributions of Yohanna bin Masawayh.	Cognitive, Comprehension	MK	Know	Lecture/ Tutorial	Written/Viva	F&S	I	
(c) Hunain bin Ishaq.									
CO3	Discuss life history of Hunain bin Ishaq	Cognitive, Recall	MK	Know	Lecture	Written/Viva	F&S	I	
CO3	Describe the contributions of Hunain bin Ishaq.	Cognitive, Comprehension	MK	Know	Lecture / Demonstration	Written/Viva	F&S	I	
(d) Sabit bin Qurra.									
CO3	Discuss life history of Sabit bin Qurra.	Cognitive, Recall	DK	Know	Lecture	Written/Viva	F&S	I	
CO3	Describe the contributions of Sabit bin Qurra.	Cognitive, Comprehension	MK	Know	Lecture / Demonstration	Written/Viva	F&S	I	
(e) Yaqoob bin Ishaq.									
CO3	Discuss life history of Yaqoob bin Ishaq	Cognitive, Recall	DK	Know	Lecture	Written/Viva	F&S	I	

CO3	Describe the contributions of Yaqoob bin Ishaq.	Cognitive, Comprehension	MK	Know	Lecture	Written/ Viva	F&S	I	
(f) Qusta bin Luqa.									
CO3	Discuss life history of Qusta bin Luqa.	Cognitive, Recall	DK	Know	Lecture	Written/Viva	F&S	I	
CO3	Describe the contributions of Qusta bin Luqa.	Cognitive, Comprehension	MK	Know	Lecture	Written/Viva	F&S	I	
(g) Jibrayeel bin Bakhtishu.									
CO3	Discuss life history and contributions of Jibrayeel bin Bakhtishu.	Cognitive, Recall	NK	Know	Lecture	Written/Viva	F	I	
(h) Baghdad mein Hindustani Atibba ki Aamad aur Ayurvedic kitabon ke Tarjume.									
CO3	Describe the arrival of ayurvedic physicians in Baghdad & translations of Ayurvedic text into Arabic.	Cognitive, Recall	DK	Know	Lecture/ Educational Video	Written/Viva	F	I	
TOPIC-7- TIBB QUROONE USTA MEIN (Lecture:- 8 hours, Non lecture 16 hours)									
(a) Ali bin Rabban Tabri.									
CO3	Describe life history of Ali bin Rabban Tabri.	Cognitive, Recall	MK	Know	Lecture	Written/ Viva	F&S	II	
CO3	Describe the contributions of Ali	Cognitive, Comprehension	MK	Know	Lecture / Group Discussion	Written/ Viva	F&S	II	

	bin Rabban Tabri.								
CO4	Explain the importance & contents of Firdausul Hikmat fil Tibb.	Cognitive, Recall, Comprehension	MK	Know	Lecture	Written/ Viva	F&S	II	
(b) Ahmad bin Mohammad Tabri.									
CO3	Describe life history of Ahmad bin Mohammad Tabri.	Cognitive, Recall	MK	Know	Lecture	Written/ Viva	F&S	II	
CO3	Describe the contributions of Ahmad bin Mohammad Tabri.	Cognitive, Comprehension	MK	Know	Lecture / Demonstration	Written/ Viva	F&S	II	
CO4	Explain the importance & contents of Moalijat-e-Buqratiya.	Cognitive, Recall, Comprehension	MK	Know	Lecture	Written/ Viva	F&S	II	
(c) Mohammad bin Zakariya Razi.									
CO3	Describe life history of Mohammad bin Zakariya Razi.	Cognitive, Recall	MK	Know	Lecture	Written/ Viva	F&S	II	
CO3	Describe the contributions of Mohammad bin Zakariya Razi.	Cognitive, Comprehension	MK	Know	Lecture / Demonstration	Written/ Viva	F&S	II	
CO4	Explain the importance & contents of Kitab al Hawi fil Tibb.	Cognitive, Recall, Comprehension	MK	Know	Lecture / Symposium	Written/ Viva	F&S	II	
(d) Ali bin Abbas Majoosi.									

CO3	Describe life history of Ali bin Abbas Majoosi.	Cognitive, Recall	MK	Know	Lecture	Written/ Viva	F&S	II	
CO3	Describe the contributions of Ali bin Abbas Majoosi.	Cognitive, Comprehension	MK	Know	Lecture/ Group Discussion	Written/ Viva	F&S	II	
CO4	Explain the importance & contents of Kamil us Sana'at fil Tibb.	Cognitive, Recall, Comprehension	MK	Know	Lecture / Visit to Library	Written/ Viva	F&S	II	
(e) Ibn-e-Sina (Avicenna).									
CO3	Describe life history of Ibn-e-Sina.	Cognitive, Recall	MK	Know	Lecture	Written/ Viva	F&S	II	
CO3	Describe the contributions of Ibn-e-Sina.	Cognitive, Comprehension	MK	Know	Lecture / Seminar	Written/ Viva	F&S	II	
CO4	Explain the importance & contents of Al-Qanoon fil Tibb.	Cognitive, Recall, Comprehension	MK	Know	Lecture / Group Discussion / Visit to Library	Written/ Viva	F&S	II	
(f) Abu Mansoor Nooh al Qamri.									
CO3	Describe life history of Abu Mansoor Nooh al Qamri.	Cognitive, Recall	MK	Know	Lecture	Written/ Viva	F&S	II	
CO3	Describe the contributions of Abu Mansoor Nooh al Qamri.	Cognitive, Comprehension	MK	Know	Lecture	Written/ Viva	F&S	II	
CO4	Explain the	Cognitive, Recall,	MK	Know	Lecture	Written/	F&S	II	

	importance & contents of Ghana Mana.	Comprehension				Viva			
(g) Abu Sahal Masihi.									
CO3	Describe life history of Abu Sahal Masihi.	Cognitive, Recall	MK	Know	Lecture	Written/ Viva	F&S	II	
CO3	Describe the contributions of Abu Sahal. Masihi.	Cognitive, Comprehension	MK	Know	Lecture / Group Discussion	Written/ Viva	F&S	II	
CO4	Explain the importance & contents of Kitabul Mi'at fil Tibb.	Cognitive, Recall, Comprehension	MK	Know	Lecture/ Symposium	Written/ Viva	F&S	II	
(h) Ismail Jurjani.									
CO3	Describe life history of Ismail Jurjani.	Cognitive, Recall	MK	Know	Lecture	Written/ Viva	F&S	II	
CO3	Describe the contributions of Ismail Jurjani.	Cognitive, Comprehension	MK	Know	Lecture / Tutorial	Written/ Viva	F&S	II	
CO4	Explain the importance & contents of Zakheera Khwarzam Shahi.	Cognitive, Recall, Comprehension	MK	Know	Lecture / Visit to Library	Written/ Viva	F&S	II	
(i) Najeebuddin Samarqandi.									
CO3	Describe life history of Najeebuddin Samarqandi.	Cognitive, Recall	MK	Know	Lecture	Written/ Viva	F&S	II	
CO3	Describe the	Cognitive,	MK	Know	Lecture/	Written/	F&S	II	

	contributions of Najeebuddin Samarqandi.	Comprehension			Demonstration	Viva			
CO4	Explain the importance & contents of Asbab wa Alamat.	Cognitive, Recall, Comprehension	MK	Know	Lecture / Visit to Library	Written/ Viva	F&S	II	
(j) Alauddin Qarshi.									
CO3	Describe life history of Alauddin Qarshi.	Cognitive, Recall	MK	Know	Lecture	Written/ Viva	F&S	II	
CO3, CO4	Describe the contributions of Alauddin Qarshi.	Cognitive, Recall, Comprehension	MK	Know	Lecture / Group Discussion	Written/ Viva	F&S	II	
(k) Nafees bin Awz Kirmani.									
CO3	Describe life history of Nafees bin Awz Kirmani.	Cognitive, Recall	MK	Know	Lecture	Written/ Viva	F&S	II	
CO3, CO4	Describe the contributions of Nafees Bin Awz Kirman.	Cognitive, Recall, Comprehension	MK	Know	Lecture / Demonstration	Written/ Viva	F&S	II	
(l) Ali bin Isa Kahhal.									
CO3	Describe life history of Ali bin Isa Kahhal.	Cognitive, Recall	DK	Know	Lecture	Written/ Viva	F&S	II	
CO3, CO4	Describe the contributions of Ali bin Isa Kahhal.	Cognitive, Recall, Comprehension	MK	Know	Lecture / Demonstration	Written/ Viva	F&S	II	
(m) Ibn-e- Hubal Baghdadi.									

CO3	Describe life history of Ibn-e- Hubal Baghdadi.	Cognitive, Recall	DK	Know	Lecture	Written/ Viva	F&S	II	
CO3	Describe the contributions of Ibn-e-Hubal Baghdadi.	Cognitive, Comprehension	MK	Know	Lecture	Written/ Viva	F&S	II	
CO4	Explain the importance & contents of Kitabul. Mukhtarat fil Tibb.	Cognitive, Recall, Comprehension	MK	Know	Lecture / Demonstration	Written/ Viva	F&S	II	
(n) Ibn-e- Jazla.									
CO3	Describe life history of Ibn-e- Jazla.	Cognitive, Recall	NK	Know	Lecture	Written/ Viva	F&S	II	
CO3, CO4	Describe the contributions of Ibn-e-Jazla.	Cognitive, Comprehension	MK	Know	Lecture	Written/ Viva	F&S	II	
(o) Ibn-e-Butlan.									
CO3	Describe life history of Ibn-e- Butlan.	Cognitive, Recall	DK	Know	Lecture	Written/ Viva	F&S	II	
CO3, CO4	Describe the contributions of Ibn-e-Butlan.	Cognitive, Comprehension	MK	Know	Lecture	Written/ Viva	F&S	II	
(p) Abdul Lateef Baghdadi.									
CO3	Describe life history of Abdul Lateef Baghdadi.	Cognitive, Recall	MK	Know	Lecture	Written/ Viva	F&S	II	
CO3,	Describe the	Cognitive,	MK	Know	Lecture /	Written/	F&S	II	

CO4	contributions of Abdul Lateef Baghdadi.	Comprehension			Demonstration	Viva			
(q) Kamaluddin Irani.									
CO3	Describe life history of Kamaluddin Irani	Cognitive, Recall	MK	Know	Lecture	Written/ Viva	F&S	II	
CO3, CO4	Describe the contributions of Kamaluddin Irani.	Cognitive, Comprehension	MK	Know	Lecture	Written/ Viva	F&S	II	
(r) Mahmood Aamli.									
CO3	Describe life history of Mahmood Aamli.	Cognitive, Recall	MK	Know	Lecture	Written/ Viva	F&S	II	
CO3	Describe the contributions of Mahmood Aamli.	Cognitive, Comprehension	MK	Know	Lecture	Written/ Viva	F&S	II	
TOPIC-08- ATIBBA UNDULUS (Lecture:- 3 hours, Non lecture 6 hours)									
(a) Ibn-e-Rushd.									
CO3	Describe life history of Ibn-e- Rushd.	Cognitive, Recall	MK	Know	Lecture	Written/ Viva	F&S	II	
CO3	Describe the contributions of Ibn-e-Rushd.	Cognitive, Comprehension	MK	Know	Lecture	Written/ Viva	F&S	II	
CO4	Explain the importance & contents of Kitabul Kulliyat.	Cognitive, Recall, Comprehension	MK	Know	Lecture/ Demonstration	Written/ Viva	F&S	II	

(b) Abul Qasim Zahrawi.									
CO3	Describe life history of Abul Qasim Zahrawi.	Cognitive, Recall	MK	Know	Lecture	Written/ Viva	F&S	II	
CO3	Describe the contributions of Abul Qasim Zahrawi.	Cognitive, Comprehension	MK	Know	Lecture/ Symposium	Written/ Viva	F&S	II	
CO4	Explain the importance & contents of Kitabul Tasreef.	Cognitive, Recall, Comprehension	MK	Know	Lecture/ Demonstration	Written/ Viva	F&S	II	
(c) Ibn-e-Khateeb.									
CO3	Describe life history of Ibn-e- Khateeb.	Cognitive, Recall	DK	Know	Lecture	Written/ Viva	F&S	II	
CO3,CO 4	Describe the contributions of Ibn-e-Khateeb.	Cognitive, Comprehension	MK	Know	Lecture	Written/ Viva	F&S	II	
(d) Ibn-e-Baitar.									
CO3	Describe the life history of Ibn-e-Baitar.	Cognitive, Recall	DK	Know	Lecture	Written/ Viva	F&S	II	
CO3	Describe the contributions of Ibn-e-Baitar.	Cognitive, Comprehension	MK	Know	Lecture/ Group Discussion	Written/ Viva	F&S	II	
CO4	Explain the importance & contents of Jameul Mufradat.	Cognitive, Recall, Comprehension	MK	Know	Lecture	Written/ Viva	F&S	II	
(e) Ibn-e-Zuhr.									
CO3	Describe life history	Cognitive, Recall	DK	Know	Lecture	Written/ Viva	F&S	II	

	of Ibn-e- Zuhr.					Viva			
CO3	Describe the contributions of Ibn-e-Zuhr.	Cognitive, Comprehension	MK	Know	Lecture	Written/ Viva	F&S	II	
CO4	Explain the importance & contents of Kitabul Taiseer.	Cognitive, Recall, Comprehension	MK	Know	Lecture/ Demonstration	Written/ Viva	F&S	II	
TOPIC-09 - ATIBBA MISR-O-SHAM (Lecture:- 2 hours, Non lecture 4 hours)									
(a) Dawood Antaki.									
CO3	Describe life history of Dawood Antaki.	Cognitive, Recall	MK	Know	Lecture	Written/ Viva	F&S	II	
CO3	Describe the contributions of Dawood Antaki.	Cognitive, Comprehension	MK	Know	Lecture	Written/ Viva	F&S	II	
CO4	Explain the importance & contents of Kitabul Tazkira.	Cognitive, Recall, Comprehension	NK	Know	Lecture/ Demonstration	Written/ Viva	F&S	II	
(b) Ibn-al-Haysham.									
CO3	Describe life history of Ibn-al –Haysham.	Cognitive, Recall	MK	Know	Lecture	Written/ Viva	F&S	II	
CO3	Describe the contributions of Ibn-al- Haysham.	Cognitive, Comprehension	MK	Know	Lecture	Written/ Viva	F&S	II	
CO4	Explain the importance & contents of Kitabul Manazir.	Cognitive, Recall, Comprehension	MK	Know	Lecture/ Demonstration	Written/ Viva	F&S	II	

(c) Ibn-al-Qaf Masihi.									
CO3	Describe life history of Ibn-al- Qaf Masihi.	Cognitive, Recall	DK	Know	Lecture	Written/ Viva	F&S	II	
CO3	Describe the contributions of Ibn-al-Qaf Masihi.	Cognitive, Comprehension	MK	Know	Lecture	Written/ Viva	F&S	II	
CO4	Explain the importance & contents of Kitabul Umda fil Jarahat.	Cognitive, Recall, Comprehension	MK	Know	Lecture/ Demonstration	Written/ Viva	F&S	II	
(d) Ishaq bin Sulaiman Israili.									
CO3	Describe life history of Ishaq bin Sulaiman Israili.	Cognitive, Recall	NK	Know	Lecture	Written/ Viva	F&S	II	
CO3	Describe the contributions of Ishaq bin Sulaiman Israili.	Cognitive, Comprehension	DK	Know	Lecture/ Demonstration	Written/ Viva	F&S	II	
TOPIC-10 - TIBBE UNANI HINDUSTAN ME (Lecture:- 10 hours, Non lecture 20 hours)									
i) Ahd-e –Tughlaq:									
(a)Zia Mohammad Masood Rasheed Zangi.									
CO5	Describe life history of Zia Mohammad Masood Rasheed Zangi.	Cognitive, Recall	DK	Know	Lecture	Written/ Viva	F&S	II	
CO4	Explain the importance & contents of	Cognitive, Recall, Comprehension	MK	Know	Lecture	Written/ Viva	F&S	II	

	Majmooa-e-Ziyai.								
ii) Ahd-e-Lodhi:									
(a) Bahwa bin Khawas Khan.									
CO5	Describe life history of Bahwa bin Khawas Khan.	Cognitive, Recall	DK	Know	Lecture	Written	F&S	II	
CO4	Explain the importance & contents Madinus Shifa Sikander Shahi.	Cognitive, Recall, Comprehension	MK	Know	Lecture	Written/ Viva	F&S	II	
iii) Ahd-e-Mughliya:									
(a) Hakim Ali Gilani.									
CO5	Describe life history of Hakim Ali Gilani.	Cognitive, Recall	DK	Know	Lecture	Written/ Viva	F&S	II	
CO5, CO4	Describe the contributions of Hakim Ali Gilani.	Cognitive, Recall, Comprehension	MK	Know	Lecture/ Group Discussion	Written/ Viva	F&S	II	
(b) Hakim Sadra.									
CO5	Describe life history of Hakim Sadra.	Cognitive, Recall	NK	Know	Lecture	Viva	F	II	
CO4, CO5	Describe the contributions of Hakim Sadra.	Cognitive, Recall, Comprehension	MK	Know	Lecture	Written/ Viva	F&S	II	
(c) Hakim Amanullah Khan.									
CO5	Describe life history of Hakim Amanullah Khan.	Cognitive, Recall	MK	Know	Lecture	Written/ Viva	F&S	II	
CO5	Describe the contributions of	Cognitive, Comprehension	MK	Know	Lecture	Written/ Viva	F&S	II	

	Hakim Amanullah Khan.								
CO4	Explain the importance & contents Ganj badawar/Qarabadeen-e-Khan Zamani.	Cognitive, Recall, Comprehension	MK	Know	Lecture/ Group Discussion	Written/ Viva	F&S	II	
(d) Hakim Akbar Arzani.									
CO5	Describe life history of Hakim Akbar Arzani.	Cognitive, Recall	MK	Know	Lecture	Written/ Viva	F&S	II	
CO4, CO5	Describe the contributions of Hakim Akbar Arzani.	Cognitive, Recall, Comprehension	MK	Know	Lecture/ Demonstration	Written/ Viva	F&S	II	
(e) Hakim Hashim Alwi Khan.									
CO5	Describe life history of Hakim Hashim Alwi Khan.	Cognitive, Recall	MK	Know	Lecture	Written/ Viva	F&S	II	
CO4, CO5	Describe the contributions of Hakim Hashim Alwi Khan.	Cognitive, Recall, Comprehension	MK	Know	Lecture	Written/ Viva	F&S	II	
(f) Hakim Yusufi.									
CO5	Describe life history of Hakim Yusufi.	Cognitive, Recall	DK	Know	Lecture	Written/ Viva	F&S	II	
CO4, CO5	Describe the contributions of Hakim Yusufi.	Cognitive, Recall, Comprehension	MK	Know	Lecture	Written/ Viva	F&S	II	
(g) Hakim Shareef Khan.									
CO5	Describe life history	Cognitive, Recall	MK	Know	Lecture	Written/ Viva	F&S	II	

	of Hakim Shareef Khan.					Viva			
CO4, CO5	Describe the contributions of Hakim Shareef Khan.	Cognitive, Recall, Comprehension	MK	Know	Lecture / Demonstration	Written/ Viva	F&S	II	
iv. Qutubshahi Daur:									
(a) Hakim Mir Momin.									
CO5	Describe life history of Hakim Mir Momin.	Cognitive, Recall	DK	Know	Lecture	Written/ Viva	F&S	II	
CO4, CO5	Describe the contributions of Hakim Mir Momin.	Cognitive, Recall, Comprehension	MK	Know	Lecture/ Demonstration	Written/ Viva	F&S	II	
(b) Hakim ul Mulk Nizamuddin Gilani.									
CO5	Describe life history of Hakim ul mulk Nizamuddin Gilani.	Cognitive, Recall	DK	Know	Lecture	Written/ Viva	F&S	II	
CO4, CO5	Describe the contributions of Hakim ul mulk Nizamuddin Gilani.	Cognitive, Recall, Comprehension	MK	Know	Lecture	Written/ Viva	F&S	II	
v. Nizamshahi Daur:									
(a) Rustam Jurjani.									
CO5	Describe life history of Rustam Jurjani.	Cognitive, Recall	DK	Know	Lecture	Written/ Viva	F&S	II	
CO4, CO5	Describe the contributions of Rustam Jurjani.	Cognitive, Comprehension	MK	Know	Lecture	Written/ Viva	F&S	II	
CO4	Explain the importance and	Cognitive, Recall, Comprehension	MK	Know	Lecture	Written/ Viva	F&S	II	

	contents of Zakheera Nizamshahi.								
(b) Hakim Wali Gilani.									
CO5	Describe life history of Hakim Wali Gilani.	Cognitive, Recall	DK	Know	Lecture	Written/ Viva	F&S	II	
CO4, CO5	Describe the contributions of Hakim Wali Gilani.	Cognitive, Recall, Comprehension	MK	Know	Lecture	Written/ Viva	F&S	II	
vi. Aadilshahi Daur:									
(a) Abul Qasim Farishta.									
CO5	Describe life history of Abul Qasim Farishta.	Cognitive, Recall	NK	Know	Lecture	Written/ Viva	F	II	
CO4, CO5	Describe the contributions of Abul Qasim Farishta.	Cognitive, Comprehension	MK	Know	Lecture	Written/ Viva	F&S	II	
CO4	Explain the importance and contents of Akhtiyarat-e- Qasmi.	Cognitive, Recall, Comprehension	MK	Know	Lecture	Written/ Viva	F&S	II	
vii. Aasif Jahi Daur:									
(a) Hakim Raza Ali Khan.									
CO5	Describe life history of Hakim Raza Ali Khan.	Cognitive, Recall	DK	Know	Lecture	Written/ Viva	F&S	II	
CO4, CO5	Describe the contributions of Hakim Raza Ali Khan.	Cognitive, Comprehension	MK	Know	Lecture	Written/ Viva	F&S	II	
CO4	Explain the	Cognitive, Recall,	MK	Know	Lecture/	Written/	F&S	II	

	importance and contents of Yadgar-e-Razai.	Comprehension			Demonstration	Viva			
(b) Hakim Shafai Khan.									
CO5	Describe life history of Hakim Shafai Khan.	Cognitive, Recall	DK	Know	Lecture	Written/ Viva	F&S	II	
CO4, CO5	Describe the contributions of Hakim Shafai Khan.	Cognitive, Comprehension	MK	Know	Lecture	Written/ Viva	F&S	II	
CO4	Explain the importance and contents of Ilajul Atfal.	Cognitive, Recall, Comprehension	MK	Know	Lecture/ Symposium	Written/ Viva	F&S	II	
viii. Gujrat Ka Mashhoor Tabeeb:									
(a) Shahab Abdul Kareem Nagowri.									
CO5	Describe life history of Shahab Abdul Kareem Nagowri.	Cognitive, Recall	DK	Know	Lecture	Written/ Viva	F&S	II	
CO4, CO5	Describe the contributions of Shahab Abdul Kareem Nagowri.	Cognitive, Comprehension	MK	Know	Lecture	Written/ Viva	F&S	II	
CO4	Explain the importance and contents of Tibb-e-Shahabi.	Cognitive, Recall, Comprehension	MK	Know	Lecture	Written/ Viva	F&S	II	
ix. Bartanawi Ahad:									
(a) Hakim Ajmal Khan.									
CO5	Describe life history	Cognitive, Recall	MK	Know	Lecture	Written/ Viva	F&S	II	

	of Hakim Ajmal Khan.					Viva			
CO4, CO5	Describe the contributions of Hakim Ajmal Khan.	Cognitive, Comprehension	MK	Know	Lecture/ Seminar	Written/ Viva	F&S	II	
(b) Hakim Abdul Aziz Lucknawi.									
CO5	Describe life history of Hakim Abdul Aziz Lucknawi.	Cognitive, Recall	MK	Know	Lecture	Written/ Viva	F&S	II	
CO5	Describe the contributions of Hakim Abdul Aziz Lucknawi.	Cognitive, Comprehension	MK	Know	Lecture/ Group Discussion	Written/ Viva	F&S	II	
(c) Hakim Azam Khan.									
CO5	Describe life history of Hakim Azam Khan.	Cognitive, Recall	MK	Know	Lecture	Written/Viva	F&S	II	
CO5	Describe the contributions Hakim Azam Khan.	Cognitive, Comprehension	MK	Know	Lecture/ Group Discussion	Written/Viva	F&S	II	
CO4, CO5	List the important books of Hakim Azam Khan.	Cognitive, Recall	MK	Know	Lecture/ Tutorial	Written/Viva	F&S	II	
(d) Hakim Abdul Hameed.									
CO5	Describe life history of Hakim Abdul Hameed.	Cognitive, Recall	MK	Know	Lecture	Written/ Viva	F&S	II	
CO5	Describe the contributions Hakim Abdul Hameed.	Cognitive, Comprehension	MK	Know	Lecture	Written/ Viva	F&S	II	
(e) Abdul Lateef Falsafi.									

CO5	Describe life history of Hakim Abdul Lateef Falsafi.	Cognitive, Recall	MK	Know	Lecture/	Written/ Viva	F&S	II	
CO5	Describe the contributions Hakim Abdul Lateef Falsafi.	Cognitive, Comprehension	MK	Know	Lecture/ Tutorial	Written/ Viva	F&S	II	
(f) Hakim Abdul Haleem Lucknawi.									
CO5	Describe life history of Hakim Abdul Haleem Lucknawi.	Cognitive, Recall	MK	Know	Lecture	Written/ Viva	F&S	II	
CO5	Describe the contributions Hakim Abdul Haleem lucknawi.	Cognitive, Comprehension	MK	Know	Lecture	Written/ Viva	F&S	II	
(g) Hakim Ahmad Hussain Usmani.									
CO5	Describe life history of Hakim Ahmad Hussain Usmani.	Cognitive, Recall	MK	Know	Lecture	Written/ Viva	F&S	II	
CO5	Describe the contributions Hakim Ahmad Hussain Usmani.	Cognitive, Comprehension	MK	Know	Lecture	Written/ Viva	F&S	II	
x. Chand Digar Mashhoor Atibba:									
(a) Hakim Mohammad Kabiruddin.									
CO5	Describe life history of Hakim Mohammad Kabiruddin.	Cognitive, Recall	MK	Know	Lecture	Written/ Viva	F&S	II	
CO5	Describe the contributions Hakim Mohammad	Cognitive, Comprehension	MK	Know	Lecture/ Tutorial	Written/ Viva	F&S	II	

	Kabiruddin.								
(b) Hakim Ghulam Hasnain Kintoori.									
CO5	Describe life history of Hakim Ghulam Hasnain Kintoori.	Cognitive, Recall	MK	Know	Lecture	Written/Viva	F&S	II	
CO5	Describe the contributions Hakim Ghulam Hasnain Kintoori	Cognitive, Comprehension	MK	Know	Lecture/ Tutorial	Written/Viva	F&S	II	
(c) Hakim Mohammad Ilyas Khan.									
CO5	Describe life history of Hakim Mohammad Ilyas Khan.	Cognitive, Recall	MK	Know	Lecture	Written/Viva	F&S	II	
CO5	Describe the contributions Hakim Mohammad Ilyas Khan.	Cognitive, Comprehension	MK	Know	Lecture/ Group Discussion	Written/Viva	F&S	II	
(d) Hakim Abdul Hameed Dehlvi.									
CO5	Describe life history of Hakim Abdul Hameed Dehlvi.	Cognitive, Recall	MK	Know	Lecture	Written/Viva	F&S	II	
CO5	Describe the contributions Hakim Abdul Hameed Dehlvi.	Cognitive, Comprehension	MK	Know	Lecture / Group Discussion	Written/Viva	F&S	II	
(d) Hakim Abdul Razzaq.									
CO5	Describe life history of Hakim Abdul Razzaq.	Cognitive, Recall	MK	Know	Lecture	Written/Viva	F&S	II	
CO5	Describe the	Cognitive,	MK	Know	Lecture	Written/	F&S	II	

	contributions Hakim Abdul Razzaq.	Comprehension				Viva			
TOPIC-11 - HINDUSTAN KE MASHOOR TIBBI KHANWADE (Lecture:- 2 hours, Non lecture 4 hours)									
(a) Khandan-e-Shareefi.									
CO5	List the Famous Physicians of Khandan-e- Shareefi.	Cognitive, Recall	MK	Know	Lecture	Written/Viva	F&S	III	
CO5	Discuss the contributions of Khandan-e- Shareefi.	Cognitive, Comprehension	MK	Know	Lecture / Group Discussion	Written/Viva	F&S	III	
(b) Khandan-e-Azeezi.									
CO5	List the Famous Physicians of Khandan-e-Azeezi.	Cognitive, Recall	MK	Know	Lecture	Written/Viva	F&S	III	
CO5	Discuss the contributions of Khandan-e-Azeezi.	Cognitive, Comprehension	MK	Know	Lecture/ Group Discussion	Written/Viva	F&S	III	
(c) Khandan-e-Usmeni.									
CO5	List Famous Physicians of Khandan-e- Usmani.	Cognitive, Recall	MK	Know	Lecture	Written/Viva	F&S	III	
CO5	Discuss the contributions of Khandan-e- Usmani.	Cognitive, Comprehension	MK	Know	Lecture/ Group Discussion	Written/Viva	F&S	III	
TOPIC-12- HINDUSTAN MEIN TIBB-E-UNANI KE FAROGH MEIN DARSGAHON KA KIRDAR (Lecture:- 2 hours, Non lecture 4 hours)									
(a) Ayurvedic & Unani Tibbi College, Karol Bagh, Delhi.									
CO6	Describe the historical background of Ayurvedic & Unani	Cognitive, Recall	DK	Know	Lecture	Written/Viva	F&S	III	

	Tibbi College, Delhi.								
CO6	Discuss the importance of Ayurvedic & Unani Tibbi College, Delhi.	Cognitive, Comprehension	MK	Know	Lecture/ Tutorial	Written/Viva	F&S	III	
(b) Ajmal Khan Tibbiya College, Aligarh.									
CO6	Describe the historical background of Ajmal Khan Tibbiya College, Aligarh.	Cognitive, Recall	DK	Know	Lecture	Written/Viva	F&S	III	
CO6	Discuss the importance of Ajmal Khan Tibbiya College, Aligarh.	Cognitive, Comprehension	MK	Know	Lecture/ Tutorial	Written/Viva	F&S	III	
(c) Takmeelut Tibb College, Lucknow.									
CO6	Describe the historical background of Takmeelut Tibb College, Lucknow.	Cognitive, Recall	DK	Know	Lecture	Written/Viva	F&S	III	
CO6	Discuss the importance of Takmeelut Tibb College, Lucknow.	Cognitive, Comprehension	MK	Know	Lecture/ Tutorial	Written/Viva	F&S	III	
(d) State Unani Medical College, Prayagraj.									

CO6	Describe the historical background of State Unani Medical College, Prayagraj.	Cognitive, Recall	DK	Know	Lecture	Written/Viva	F&S	III	
CO6	Discuss the importance of State Unani Medical College Prayagraj.	Cognitive, Comprehension	MK	Know	Lecture/ Tutorial	Written/Viva	F&S	III	
(e) Government Unani Medical College, Patna.									
CO6	Describe the historical background of Government Unani Medical College, Patna.	Cognitive, Recall	DK	Know	Lecture	Written/Viva	F&S	III	
CO6	Discuss the importance of Government Unani Medical College, Patna.	Cognitive, Comprehension	MK	Know	Lecture/ Tutorial	Written/Viva	F&S	III	
(f) Jamia Tibbiya/ School of Unani Medical Education & Research, Jamia Hamdard, New Delhi.									
CO6	Describe the historical background of Jamia Tibbiya/ School of Unani Medical Education & Research, Jamia Hamdard, New Delhi.	Cognitive, Recall	DK	Know	Lecture	Written/Viva	F&S	III	
CO6	Discuss the importance of Jamia	Cognitive, Comprehension	MK	Know	Lecture/ Tutorial	Written/Viva	F&S	III	

	Tibbiya/ School of Unani Medical Education & Research, Jamia Hamdard, New Delhi.								
(g) Nizamia Tibbiya College, Hyderabad.									
CO6	Describe the historical background of Nizamia Tibbiya College, Hyderabad.	Cognitive, Recall	DK	Know	Lecture	Written/Viva	F&S	III	
CO6	Discuss the importance of Nizamia Tibbiya College, Hyderabad.	Cognitive, Comprehension	MK	Know	Lecture/ Tutorial	Written/Viva	F&S	III	
TOPIC-13.HINDUSTAN MEIN TIBB-E-UNANI KE INTEZAMI WA TEHQIQI SHOBE'JAAT AUR UNKI AHAM KARGUZARIYAN (Lecture:- 2 hours, Non lecture 4 hours)									
(a) AYUSH									
CO6	Describe historical background of AYUSH.	Cognitive, Recall	MK	Know	Lecture	Written/Viva	F&S	III	
CO6	Describe roles and responsibilities of AYUSH.	Cognitive, Comprehension	MK	Know	Lecture/ Demonstration	Written/Viva	F&S	III	
(b) NCISM									
CO6	Describe historical background of NCISM.	Cognitive, Recall	MK	Know	Lecture	Written/Viva	F&S	III	
CO6	Describe Aims & Objectives of NCISM.	Cognitive, Comprehension	MK	Know	Lecture/ Demonstration	Written/Viva	F&S	III	
(c) CCRUM									
CO6	Describe historical	Cognitive, Recall	MK	Know	Lecture	Written/Viva	F&S	III	

	background of CCRUM.								
CO6	Describe Aims & Objectives of CCRUM.	Cognitive, Comprehension	MK	Know	Lecture/ Group Discussion	Written/Viva	F&S	III	
(d) NIUM									
CO6	Describe historical background of NIUM.	Cognitive, Recall	MK	Know	Lecture	Written/Viva	F&S	III	
CO6	Describe Aims & Objectives of NIUM.	Cognitive, Comprehension	MK	Know	Lecture/ Symposium	Written/Viva	F&S	III	
(e) TKDL									
CO6	Describe historical background of TKDL.	Cognitive, Recall	MK	Know	Lecture	Written/Viva	F&S	III	
CO6	Describe Aims & Objectives of TKDL.	Cognitive, Comprehension	MK	Know	Lecture/ Demonstration	Written/Viva	F&S	III	
TOPIC-14 TIBBI AKHLAQIYAT (Lecture:- 4 hours, Non lecture 8 hours)									
(a) Fanne Tibb ki Azmat wa Sharafat.									
CO7	Describe fanne Tibb ki Azmat wa Sharafat.	Cognitive, Comprehension	MK	Know	Lecture/ /Group Discussion	Written/ Viva	F&S	III	
CO7	Illustrate the importance and responsibilities of Atibba.	Cognitive, Comprehension, Affective	MK	Know	Lecture/ Tutorial	Written/ Viva	F&S	III	
(c) Tibbi Akhlaqiyat.									
CO7	Discuss importance of Tibbi Akhlaqiyat.	Cognitive, Comprehension	MK	Know	Lecture/ Group Discussion	Written/Viva	F&S	III	
CO7	Use Tibbi Akhlaqiyat in medical practice.	Cognitive, Comprehension, Application	MK	Know	Lecture/ Symposium	Written/Viva	F&S	III	
(c) Muaheda-e-Buqratiya aur uska pas Manzar.									
CO7	Describe Muaheda-e-	Cognitive,	MK	Know	Lecture/	Written/Viva	F&S	III	

	Buqratiya.	Recall,Affective			Demonstration				
CO7	Discuss historical background of Muaheda-e-Buqratiya.	Cognitive, Comprehension	MK	Know	Lecture/ Symposium	Written/Viva	F&S	III	
(d)Muaheda-e-Buqratiya ke Matan Ka Urdu Tarjuma.									
CO7	Explain Muaheda-e-Buqratiya ke matan ka Urdu Tarjuma.	Cognitive, Comprehension	MK	Know	Lecture/Demonstration	Written/Viva	F&S	III	
(e) Atibba ke Aausaf.									
CO7	Describe characteristics of Atibba.	Cognitive, Comprehension,Affective	MK	Know	Lecture/ Group Discussion	Written/Viva	F&S	III	
(h) Mutallameen-e-Tibb Ke Aausaf.									
CO7	Describe characteristics of mutallameen-e-Tibb.	Cognitive, Comprehension, Affective	MK	Know	Lecture/ Group Discussion	Written/Viva	F&S	III	
(i) CCIM ka Marattab karda zabta-e-Akhlaq barae Tabeeb.									
CO7	Describe zabta-e-Akhlaq constituted by CCIM for physicians.	Cognitive, Comprehension, Affective	MK	Know	Lecture/ Symposium	Written/Viva	F&S	III	
CO7	Describe &Use CCIM ka zabta akhlaq in medical practice.	Cognitive, Comprehension, Affective	NK	Know	Lecture / Group Discussion	Written/Viva	F&S	III	
(j) Unani Atibba ke Akhtiyarat.									
CO7	Describe Unani Atibba ke Akhtiyarat.	Cognitive, Comprehension, Affective	MK	Know	Lecture/ Group Discussion	Written/Viva	F&S	III	
(i) Ghair Akhlaqi Tababat.									
CO7	Describe Ghair Akhlaqi Tababat.	Cognitive, Recall, Affective	MK	Know	Lecture/ Group Discussion	Written/ Viva	F&S	III	

Table 4 Learning objectives (Practical) Not applicable

Table 5- Non Lecture Activities of Tareekhe Tib UNIUG-TT

Sr No	List non lecture Teaching-Learning methods	No of Activities
1	Demonstration through chart & models	33
2	Educational Video	4
3	Visit to Library	3
4	Tutorial	18
5	Seminar	4
6	Symposium	9
7	Group Discussion	29
Total		100

Table 6: Assessment Summary

6 A - Number of papers and Marks Distribution

S.No.	SUBJECT	PAPERS	THEORY	PRACTICAL / CLINICAL ASSESSMENT					GRAND TOTAL
				PRACTICAL/ CLINICAL	VIVA	ELECTIVES	IA	TOTAL	
1.	Tareekhe Tib (History of Medicine)	1	100	-	30	-	20	50	150

6. B - Scheme of Assessment (formative and Summative)

SR.NO.	PROFESSIONAL COURSE	DURATION OF PROFESSIONAL COURSE		
		First Term (1-6 Months)	Second Term (7-12 Months)	Third Term (13-18 Months)
1	First	3 PA & First TT	3 PA & Second TT	3 PA & UE

PA: Periodical Assessment; TT: Term Test; UE: University Examinations

6 C - Calculation Method for internal assessment Marks (20 Marks)

TERM	PERIODICAL ASSESSMENT				TERM TEST	TERM ASSESSMENT	
	A	B	C	D	E	F	G
	1 (20)	2 (20)	3 (20)	Average (A+B+C/3)	Term Test (MCQ+SAQ+LAQ)	Sub Total	Term Assessment

				20	And Practical (Converted to 20)		
FIRST						D+E	D+E /2
SECOND						D+E	D+E /2
THIRD					NIL	D	D
Final IA	Average of Three Term Assessment Marks as Shown in 'G' Column						

6 D - Evaluation Methods for Periodical Assessment

S. No.	Evaluation Methods
1.	Practical / Clinical Performance
2.	Viva Voce, MCQs, MEQ (Modified Essay Questions/Structured Questions)
3.	Open Book Test (Problem Based)
4.	Summary Writing (Research Papers/ Samhitas)
5.	Class Presentations; Work Book Maintenance
6.	Problem Based Assignment
7.	Objective Structured Clinical Examination (OSCE), Objective Structured Practical Examination (OPSE), Mini Clinical Evaluation Exercise (Mini-CEX), Direct Observation of Procedures (DOP), Case Based Discussion (CBD)
8.	Extra-curricular Activities, (Social Work, Public Awareness, Surveillance Activities, Sports or Other Activities which may be decided by the department).
9.	Small Project
10.	Other activities explained in Table 3 Column G3 as per indicated term.

6 E - Question Paper Pattern

I PROFESSIONAL BUMS EXAMINATIONS

UNIUG-TT

PAPER (Theory)

Time: 3 Hours Maximum Marks: 100

INSTRUCTIONS: All questions compulsory

		Number of Questions	Marks per question	Total Marks
Q 1	Multiple Choice Questions (MCQ)	20	1	20
Q 2	Short answer questions (SAQ)	8	5	40
Q 3	Long answer questions (LAQ)	4	10	40
				100

6 F - Distribution of Theory examination

	A List of Topics	B Term	C Marks	D Type of Questions "Yes" can be asked. "No" should not be asked.		
				MCQ (1Mark)	SAQ (5 Marks)	LAQ (10 Marks)
1.	تاریخ طب اور اس کی اہمیت (Tareekh-e-Tibb aur iski Ahmiyat)	I				
2.	فن طب کی ابتدا اور اس کے اولین مراکز (Fanne Tibb ki Ibtada aur iske Awwaleen Marakiz) .a بابلی و آشوری طب (Babuli wa Aashuri Tibb) .b مصری طب (Misri Tibb) .c چینی طب (Cheeni Tibb) .d ہندی طب / آیورویدا (Hindi Tibb/Ayurveda) .e ایرانی طب اور مدرسہ ہندی شاپور (Irani Tibb aur Madrasa Jundi Shapur) .f یونانی طب (Unani Tibb)	I	10	Yes	No	Yes
3.	یونانی طب ما قبل بقراط (Unani Tibb ma Qabl Buqrat) .a اسقلیبیوس (Asqalibiyoos)	I	05	Yes	Yes	No
4.	بقراط اور اس کے بعد کے یونانی اطباء (Buqrat aur uske baad ke Unani Atibba) .a بقراط (Buqrat) .b ارسطو (Arastu) .c ہیروفیلوس (Herofilos.) .d ایراسٹراٹوس (Erasistratoos) .e مدرسہ اسکندریہ (Madrasa Askandriya)	I	05	Yes	Yes	No
5.	رومی طب اور بازنطینی طب (Roomi Tibb aur Bazantini Tibb) .a دسقوریڈوس (Desqooridoos) .b جالینوس (Jalinoos)	I	05	Yes	Yes	No
6.	عربی طب (Arabi Tibb) .V عہد جاہلیت (Ahd-e- Jahiliyat) .a حارث بن کلدہ (Haris bin Kilda) .VI طب نبوی (Tibb- e- Nabwi) .VII دور اموی (Daur Umwi) .a جابر بن حیان (Jabir bin Hayyan) .b خالد بن یزید (Khalid bin Yazeed) .VIII عباسی دور (Abbasi Daur) .a بیت الحکمت (Baitul Hikmat)	I	15	Yes	Yes	Yes

	<p>.b یوحنا بن ماسویہ (Yohanna bin Masawayh)</p> <p>.c حنین بن اسحاق (Hunain bin Ishaq)</p> <p>.d ثابت بن قرہ (Sabit bin Qurra)</p> <p>.e یعقوب بن اسحاق (Yaqoob bin Ishaq)</p> <p>.f قسطا بن لوقا (Qusta bin Luqa)</p> <p>.g جبرائیل بن بختیشوع (Jibrayeel bin Bakhtishu)</p> <p>.h بغداد میں ہندوستانی اطباء کی آمد اور آپوریدک کتابوں کے ترجمے (Baghdad mein Hindustani Atibba ki Aamad aur Ayurvedic Kitabon ke Tarjume)</p>					
7.	<p>طب قرون وسطیٰ میں (Tibb Quroon-e-Usta mein)</p> <p>.a علی بن ربیع طبری (Ali bin Rabban Tabri)</p> <p>.b احمد بن محمد طبری (Ahmad bin Mohammad Tabri)</p> <p>.c محمد بن زکریا رازی (Mohammad bin Zakariya Razi)</p> <p>.d علی بن عباس مجوسی (Ali bin Abbas Majoosi)</p> <p>.e ابن سینا (Ibn-e-Sina)</p> <p>.f ابو منصور نوح القمری (Abu Mansoor Nooh al Qamri)</p> <p>.g ابو سہل مسیحی (Abu Sahal Masihi)</p> <p>.h اسماعیل جرجانی (Ismail Jurjani)</p> <p>.i نجیب الدین سمرقندی (Najeebuddin Samarqandi)</p> <p>.j علاء الدین قرشی (Alauddin Qarshi)</p> <p>.k نفیس بن عوض کرمانی (Nafees bin Awz kirmani)</p> <p>.l علی بن عیسیٰ کمال (Ali bin Isa Kahhal)</p> <p>.m ابن ہبل بغدادی (Ibn-e-Hubal Baghdadi)</p> <p>.n ابن جزلہ (Ibn-e-Jazla)</p> <p>.o ابن بطلان (Ibn-e-Butlan)</p> <p>.p عبد اللطیف بغدادی (Abdul Lateef Baghdadi)</p> <p>.q کمال الدین ایرانی (Kamaluddin Irani)</p> <p>.r محمود آملی (Mahmood Aamli)</p>	II	15	Yes	Yes	Yes
8.	<p>اطباء اندلس (Atibba Undulus)</p> <p>.a ابن رشد (Ibn-e-Rushd)</p> <p>.b ابوالقاسم زہراوی (Abul Qasim Zahrawi)</p> <p>.c ابن خطیب (Ibn-e-Khateeb)</p> <p>.d ابن بیطار (Ibn-e-Baitar)</p> <p>.e ابن زہر (Ibn-e-Zuhr)</p>	II	05	Yes	Yes	No
9.	<p>اطباء مصر و شام (Atibba Misr wa Sham)</p> <p>.a داؤد الطاک (Dawood Antaki)</p> <p>.b ابن ہشام (Ibn-e-Haysham)</p> <p>.c ابن القف مسیحی (Ibn-al-Qaf Masihi)</p> <p>.d اسحاق بن سلیمان اسرائیلی (Ishaq bin Sulaiman Israili)</p>	II	05	Yes	Yes	No
10.	<p>طب یونانی ہندوستان میں (Tibb-e-Unani Hindustan main)</p> <p>.a عہد تغلق (Ahd-e-Tughlaq)</p>	II	15	Yes	Yes	Yes

	<p>a. ضیاء محمد مسعود رشید زنگی (Zia Mohammad Masood Rasheed Zangi)</p> <p>.II عہد لودھی (Ahd-e-Lodhi)</p> <p>a. بہوہ بن خواص خان (Bahwa bin Khawas Khan)</p> <p>.III عہد مظہریہ (Ahd-e-Mughliya)</p> <p>a. حکیم علی گیلانی (Hakim Ali Gilani)</p> <p>b. حکیم صدرا (Hakim Sadra)</p> <p>c. حکیم امان اللہ خان (Hakim Amanullah Khan)</p> <p>d. حکیم اکبر ارزانی (Hakim Akbar Arzani)</p> <p>e. حکیم ہاشم علوی خان (Hakim Hashim Alwi Khan)</p> <p>f. حکیم یوسفی (Hakim Yusufi)</p> <p>g. حکیم شریف خان (Hakim Shareef Khan)</p> <p>.IV قطب شاہی دور (Qutub Shahi Daur)</p> <p>a. حکیم میر مومن (Hakim Mir Momin)</p> <p>b. حکیم الملک نظام الدین گیلانی (Hakim-ul-mulk Nizamuddin Gilani)</p> <p>.V نظام شاہی دور (Nizam Shahi Daur)</p> <p>a. رستم جرجانی (Rustam Jurjani)</p> <p>b. حکیم ولی گیلانی (Hakim Wali Gilani)</p> <p>.VI عادل شاہی دور (Aadil Shahi Daur)</p> <p>a. ابوالقاسم فرشتہ (Abul Qasim Farishta)</p> <p>.VII آصف جاہی دور (Aasif Jahi Daur)</p> <p>a. حکیم رضا علی خان (Hakim Raza Ali khan)</p> <p>b. حکیم شفا علی خان (Hakim Shafai Khan)</p> <p>.VIII گجرات کا مشہور طبیب (Gujrat ka Mashhoor Tabeeb)</p> <p>a. شہاب عبد الکریم ناگوری (Shahab Abdul Kareem Nagowri)</p> <p>.IX برطانوی عہد (Bartanawi Ahad)</p> <p>a. حکیم اجمل خان (Hakim Ajmal khan)</p> <p>b. حکیم عبد العزیز لکھنوی (Hakim Abdul Aziz Lucknawi)</p> <p>c. حکیم اعظم خان (Hakim Azam khan)</p> <p>d. حکیم عبد الحمید (Hakim Abdul Hameed)</p> <p>e. حکیم عبد الطیف فلسفی (Hakim Abdul Lateef Falsafi)</p> <p>f. حکیم عبد الحلیم لکھنوی (Hakim Abdul Haleem Lucknawi)</p> <p>g. حکیم احمد حسین عثمانی (Hakim Ahmad Husain Usmani)</p> <p>.X چند دیگر مشہور اطباء (Chand Digar Mashhoor Atibba)</p> <p>a. حکیم محمد کبیر الدین (Hakim Mohammad Kabiruddin)</p> <p>b. حکیم غلام حسین کتوری (Hakim Ghulam Hasnain Kintoori)</p> <p>c. حکیم محمد الیاس خان (Hakim Mohammd Ilyas khan)</p> <p>d. حکیم عبد الحمید دہلوی (Hakim Abdul Hameed Dehlvi)</p> <p>e. حکیم عبد الرزاق (Hakim Abdul Razzaq)</p>					
11.	<p>ہندوستان کے مشہور طبیبی خانوادے</p> <p>(Hindustan ke Mashoor Tibbi Khanwade)</p> <p>a. خاندان شریفی (Khandan-e-Shareefi)</p>	III	05	Yes	Yes	No

	.b خاندان عزیز (Khandan-e-Azeezi) .c خاندان عثمانی (Khandan-e-Usmani)					
12.	ہندوستان میں طب یونانی کے فروغ میں درس گاہوں کا کردار (Hindustan mein Tibb-e-Unani ke Farogh mein Darsgahon ka Kirdar) .a اے اینڈ یو طبیہ کالج، قزول باغ (A& U Tibbi College Karol Bagh Delhi) .b اجمل خان طبیہ کالج، علی گڑھ (Ajmal Khan Tibbiya College, Aligarh) .c تکمیل الطب کالج، لکھنؤ (Takmeelut Tibb College, Lucknow) .d اسٹیٹ یونانی میڈیکل کالج، پریاگراج (State Unani Medical College, Prayagraj) .e گورنمنٹ یونانی میڈیکل کالج، پٹنہ (Government Unani Medical College, Patna) .f جامعہ طبیہ اسکول آف یونانی میڈیکل ایجوکیشن اینڈ ریسرچ، جامعہ ہمدرد، نئی دہلی (Jamia Tibbiya/School of Unani Medical Education & Research, Jamia Hamdard, New Delhi) .g نظامیہ طبیہ کالج، حیدرآباد (Nizamia Tibbia College, Hyderabad)	III	05	Yes	Yes	No
13.	ہندوستان میں طب یونانی کے انتظامی و تحقیقی شعبہ جات اور ان کی اہم کارگزاریاں (Hindustan mein Tibb-e-Unani ke Intezami wa Tehqiqi Shobajat aur unki Aham Karguzariya) .a آیوش (AYUSH) .b این-سی-آئی-ایس-ایم (NCISM) .c سی-آر-یو-ایم (CCRUM) .d این-آئی-یو-ایم (NIUM) .e ٹی-کی-ڈی-ایل (TKDL)	III	05	Yes	Yes	No
14.	طبی اخلاقیات (Tibbi Akhlaqiyat) .a فن طب کی عظمت اور شرافت (Fanne Tibb ki Azmat aur Sharafat) .b طبی اخلاقیات (Tibbi Akhlaqiyat) .c معاہدہ بقراطیہ اور اس کا پس منظر (Muaheda-e-Buqratiya aur Uska pas Manzar) .d معاہدہ بقراطیہ کے متن کا اردو ترجمہ (Muaheda-e-Buqratiya ke Matan ka Urdu Tarjuma) .e اطباء کے اوصاف (Attiba ke Aausaf) .f متعلمین طب کے اوصاف (Mutallmeen-e-Tibb ke Aausaf) .g سی-آئی-ایم کے مرتب کردہ ضابطہ اخلاق برائے طبیہ (CCIM ke Marattab karda Zabta-e-Akhlaq barae Tabeeb) .h یونانی اطباء کے اختیارات (Unani Atibba ke Akhtiyarat) .i غیر اخلاقی طبابت (Ghair Akhlaqi Tababat)	III	05	Yes	Yes	No

6 G - Question Paper blueprint

A Question Sr. No	B Type of Question	C Question Paper Format
.Q1	<p>Multiple choice Questions (MCQ)</p> <p>20 Questions 1 mark each All compulsory</p> <p>Must know 15 MCQ Desirable to know 3 MCQ Nice to know 2 MCQ</p>	<ol style="list-style-type: none"> 1. Topic number -1 2. Topic number-2 3. Topic number-3 4. Topic number-4 5. Topic number-5 6. Topic number-6 7. Topic number-7 8. Topic number-8 9. Topic number-9 10. Topic number-10 11. Topic number-11 12. Topic number-12 13. Topic number-13 14. Topic number-14 15. Topic number- 2 16. Topic number-4 17. Topic number-6 18. Topic number-7 19. Topic number-10 20. Topic number-13
Q2	<p>Short answer Questions (SAQ)</p> <p>Eight Questions 5 Marks Each All compulsory</p> <p>Must know 7 SAQ Desirable to know 1 SAQ No Questions on Nice to know</p>	<ol style="list-style-type: none"> 1. Topic no. 3/ Topic no.4 2. Topic no.5 3. Topic no.7/ Topic no.6 4. Topic no.8/Topic no.9 5. Topic no.10 6. Topic no.11/12 7. Topic no.13 8. Topic no.14
Q3	<p>Long answer Questions (LAQ)</p> <p>Four Questions 10 marks each All compulsory All questions on must know No Questions on Nice to know and Desirable to know</p>	<ol style="list-style-type: none"> 1. Topic no.2 2. Topic no.6 3. Topic no.7 4. Topic no.10

6 H - Distribution of Practical Examination

SN	Heads	Marks
1	Viva Voce	30
2	Internal	20
3	Electives	--
Total Marks		50

Table 7. Reference Books/Resources:

S.No	Name of the book	Language	Author/Translator
1.	عیون الانباء فی طبقات الاطباء Uyunul Amba fil Tabqatul Atibba	Urdu	ابن ابی اصیبعہ/سی آر یو ایم Ibn Abi Usaiba/CCRUM
2.	مختصر تاریخ الطب العربی Mukhtasar Tareekh ut Tibb Al Arabi	Arabic	کمال سامرائی Kamal Samarrai
3.	طبقات الاطباء و الحكماء Tabaqat Al Atibba wa Al Hukma	Urdu	ابن جلیل/ حکیم عبد الباری Ibne Juljul/ Hakim Abdul Bari
4.	اطبا اور ان کی مسیحات Atibba aur unki Masihai	Urdu	مختار احمد اصلاتی Mukhtar Ahmad Islahi
5.	اطبا ء عہد مغلیہ Atibba Ahde Mughliya	Urdu	کوشر چاند پوری Kausar Chandpuri
6.	تاریخ الاطباء Tareekh al Atibba	Urdu	غلام جیلانی Ghulam Jilani
7.	بیت الحکمت کی طبی خدمات Baitul Hikmat ki Tibbi Khidmat	Urdu	وسیم احمد اعظمی Wasim Ahmad Azmi
8.	تاریخ طب اور اطبا ء دور مغلیہ Tareekhe Tibb aur Atibba daure Mughliya	Urdu	حکیم الطاف احمد اعظمی Hakim Altaf Ahmad Azmi
9.	تاریخ طب (ابتدا تا عہد حاضر) Tareekhe Tibb(Ibtada ta ahde Hazir)	Urdu	سید حسان نگرانی Sayyed Hassan Nigrani
10.	تاریخ طب و اخلاقیات Tareekhe Tibb wa Akhlaqiyat	Urdu	اشہر قدیر Ashhar Qadeer
11.	تاریخ طب و اطبا ء قدیم Tareekhe Tibb wa Atibba Qadeem	Urdu	علی حیدر جعفری Ali Haider Jafri

12.	طب یونانی اور ہندوستان Tibbe Unani aur Hindustan	Urdu	اشہر قدیر Ashhar Qadeer
13.	کلیات طب کے مصادر و مراجع Kulliyat e tibb ke Masadir-o-Marajeh	Urdu	رضی الاسلام ندوی Raziul Islam Nadwi
14.	طبی صحائف Tibbi Sahaif	Urdu	اشہر قدیر Ashhar Qadeer
15.	رموز الاطباء Rumooz Al Atibba	Urdu	محمد فیروز الدین Mohammad Firozuddin
16.	تاریخ الحکماء Tareekh al Hukma	Urdu	جمال الدین قحطی Jamaluddin Qifti
17.	قرون وسطیٰ میں مسلمانوں کی علمی خدمات Qaroon wasta mein Musalmano ki Ilmi Khidmat	Urdu	مولوی عبدالرحمن Maulvi Abdur Rehman
18.	عہد جاہلیت میں عرب فن طب Ahde Jahiliyat mein Arab Fanne Tibb	Urdu	ڈاکٹر غیاث الدین Dr.Ghayasuddin
19.	تاریخ طب Tareekhe Tibb	Urdu	آغا اشرف Agha Ashraf
20.	ہندوستان میں طب یونانی کا آغاز و ارتقاء Hindustan mein Tibb-e-Unani ka Aghaz wa Irtiq	Urdu	حکیم الطاف احمد اعظمی Hakim Altaf Ahmad Azmi
21.	طب العرب Tibbul Arab	Urdu	ای جی براؤن / علی احمد نیر واسطی E.G.Brown/Ali Ahmad Nayyar Wasti
22.	ہندوستان کے مشہور اطباء Hindustan ke Mashhoor Atibba	Urdu	حکیم حافظ حبیب الرحمان Hakim Hafiz Habibur Rahman
23.	Introduction to the History of Science	English	George Sarton
24.	History of Unani System of Medicine	English	Altaf Ahmad Azmi
25.	Unani Medical Literature Produced from Hippocratic Period (Fl. 462 BC) to 8 th Century A.D.	English	Ashfaque Ahmad National Institute of Indian Medical Heritage, Hyderabad
26.	History and Accounts of Literature Written in Unani Medicine 9 th to 12 th Century	English	Ashfaque Ahmad National Institute of Indian Medical Heritage, Hyderabad
27.	Unani Medical Literature Produced from 13 th Century to 16 th Century	English	Ashfaque Ahmad National Institute of Indian Medical Heritage, Hyderabad

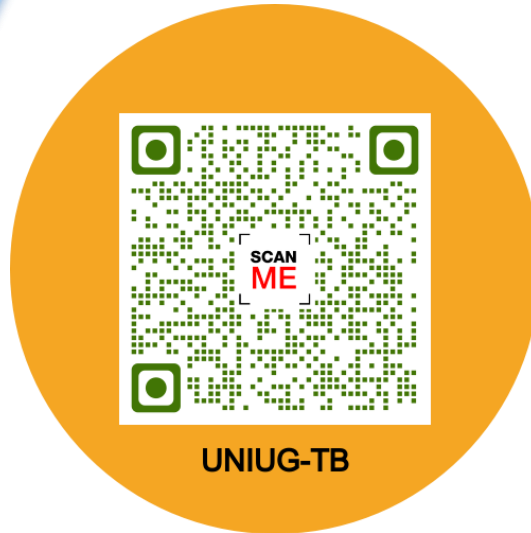
**COURSE CURRICULUM FOR FIRST PROFESSIONAL BUMS
(PRESCRIBED BY NCISM)**

**TASHREEHUL BADAN
SUBJECT CODE: UNIUG-TB
HUMAN ANATOMY**

**(Applicable from 2021-2022 batch onwards for five years or until further
notification by NCISM, whichever is earlier)**



**BOARD OF UNANI, SIDHHA AND SOWA RIGPA
NATIONAL COMMISSION FOR INDIAN SYSTEM OF MEDICINE
NEW DELHI-110058**



NCISM

I professional BUMS

Subject Code: **UNIUG-TB**

Tashreehul Badan

KEY POINTS

Total number of Teaching hours: 600			
Lecture hours (LH) - Theory		200 Hours	200 Hours (LH)
Paper I	100 Hours		
Paper II	100 Hours		
Non-Lecture hours (NLH) – Theory		120 Hours	400 Hours (NLH)
Paper I	60 Hours		
Paper II	60 Hours		
Non-Lecture hours (NLH) - Practical		280 Hours	

Examination (Papers & Mark Distribution)					
Item	Theory Component Marks	Practical Component Marks			
		Practical	Viva	Elective	IA
Paper I	100	100	20	10	20
Paper II	100				
Sub-Total	200	150			
Total marks	350				

Preface

While discussing the basics of medical science in any system of medicine *Tashreehul Badan* (Human Anatomy) is the most basic and fundamental subject and Sound knowledge of *Tashreehul Badan* is the main building material of a scholar of medical science. One of the differences between an expert and ordinary professional is the in depth understanding of basic subjects. *Tashreehul Badan* is one of the most fundamental of all medical sciences because of its involvement with structure of human body. *Tashreehul Badan* including general, regional and systemic, is primarily the scientific study of the morphology of the human body. It also provides the basic framework and vocabulary used in all descriptions and communications about the body. *Tashreehul Badan* can be taught regionally or systemically, that is, respectively, studying *Tashreehul Badan* by bodily regions such as the head, neck, thorax, abdomen and limbs or studying by specific systems, such as the nervous or respiratory systems. Students as well as the healthcare professionals, sportsmen or professionals collaborating with the medical field will find it impossible to make progress without the sound knowledge of *Tashreehul Badan*. Unani and other Professionals associated with the regimens of pain relief finds it most difficult to cure a specific pain without the knowledge of macroscopic and microscopic *Tashreeh* of that area. A thorough working knowledge of *Tashreehul Badan* is required by physicians, especially surgeons and doctors working in some diagnostic specialties, such as histopathology and radiology. Good teaching methods are the backbone for the understanding of any subject and these should be chosen very carefully according to the needs of the subject and as far as *Tashreehul Badan* is concerned there are lots of method of teaching and learning *Tashreehul Badan* in which some of the important ones are human structure models, skeletons, textbooks, diagrams, photographs, lectures and tutorials, and in addition, medical students generally also learn gross anatomy through practical experience of dissection and inspection of cadavers. Methods have also improved dramatically, advancing from examination through dissection of cadavers to technologically complex techniques developed including X-ray, ultrasound, and MRI. The study of microscopic anatomy (or histology) can be aided by practical experience examining histological preparations (or slides) under a microscope. So, in a nutshell *Tashreehul Badan* is a complementary basic medical science, which is taught to medical students in their first year at medical school so that their intellectual pursuits regarding medicine are enhanced.

Index

Table 1- Course outcomes and matched Program outcomes	5
Table 2: Contents of Tashreehul Badan - Paper – I (Theory).....	6
Table 2: Contents of Tashreehul Badan – Paper – II (Theory).....	9
Table 2: Contents of Tashreehul Badan – (Practical)	11
Table 3: Learning objectives of Tashreehul Badan UNIUG-TB Paper – I (Theory).....	13
Table 3: Learning objectives of Tashreehul Badan UNIUG-TB Paper – II (Theory)	31
Table 4: Learning objectives of Tashreehul Badan UNIUG-TB (Practical).....	45
Table 5- Non Lecture Activities of Tashreehul Badan UNIUG-TB	53
Table 6: Assessment Summary	53
6 A - Number of papers and Marks Distribution	53
6. B - Scheme of Assessment (formative and Summative).....	54
6 C - Calculation Method for internal assessment Marks (20 Marks)	54
6 D - Evaluation Methods for Periodical Assessment	54
6 E - Question Paper Pattern.....	55
6 F(1) - Distribution of Theory examination Paper-I.....	55
6 F(2) - Distribution of Theory examination Paper-II	59
6 G(1) - Question Paper blueprint Paper-I.....	62
6 G(2) - Question Paper blueprint Paper-II.....	63
6 H - Distribution of Practical Examination	64
Table 7. Reference Books/Resources:	65

First BUMS

Course Code and Names of Course

	Course code	Name of Course
	UNIUG-TB	Tashreehul Badan (Human Anatomy)

Table 1- Course outcomes and matched Program outcomes

SR1 CO No	A1 Course Outcome (CO) UNIUG-TB At the end of the course UNIUG-TB, the student should be able to-	B1 Course Outcome matched with program outcomes
CO1	Describe fundamental aspects of Tashreeh ul badan تشريح البدن (Human Anatomy).	PO1, PO2
CO2	Understand the discuss Satehi Tashreeh سطحي تشريح (Surface Anatomy) along with Jarahiyati جراحياتى (Surgical) importance as well as Ilaqi Tashreeh اطلاقى تشريح (Applied Anatomy).	PO2,PO7,PO3
CO3	Describe and role of Tashreeh ul badan تشريح البدن (Human Anatomy) in Jarahat جراحات (Surgery).	PO2,PO7,PO8
CO4	Discuss role of Tashreeh ul badan تشريح البدن (Human Anatomy) in Tashkhees-e-marz تشخيص مرض (diagnosis of a disease) in Matab مطب clinic.	PO4,PO2,PO5
CO5	Understand and interpret radiological investigations more efficiently due to his/her detailed training in Tashreeh e shuaae تشريح شعاعى (Radiological anatomy).	PO2,PO4,PO6
CO6	Understand and read Nabz نبض (pulse) efficiently with the help of detailed training in Ilm e urooqi علم عروقى (Angiology).	PO2,PO4,PO6
CO7	Discuss Ilaj bit tadbeer علاج بالتدبير (Regimenal therapy) procedures with knowledge of Ilmulezaam علم العظام (Osteology), Ilm e urooqi علم عروقى (Angiology) as well as Ilmulazlat علم العضلات (Myology)	PO2,PO7,PO8,PO3

Table 2: Contents of Tashreehul Badan - Paper – I (Theory)

	A2 List of Topics UNIUG-TB	B2 Term	C2 Marks	D2 Lecture hours	E2 Non-Lecture hours
1	(Tashreeh ul Badan ka ta'aruf) تشریح البدن کا تعارف Introduction of Human Anatomy (General Anatomy)	I	10	10	10
	(a) <i>Nizame Jismani ka mukhtasar ta' aruf</i> نظام جسمانی کا مختصر تعارف (A brief description of systems of the Body)				
	(b) <i>Tashreehi waz'a wa Muta'alliqa istilahat</i> تشریحی وضع و متعلقہ اصطلاحات (Anatomical position and related terminologies)				
	(c) <i>Jild aur uske zawa'id</i> جلد اور اسکے زوائد (Skin and its appendages)				
	(d) <i>Lafaife satahiya wa ghaairah</i> لفائف سطحیہ و غائره (Superficial and deep Fasciae)				
	(e) <i>Autar, Rabatat aur Akyase zulaliya</i> اوتار رباطات اور اکیاس زلالیہ (Tendon, Ligaments and Bursae)				
	(f) <i>Izaam: Aqsaam, af'aal wa ta'azzum</i> عظام، اقسام، افعال و تعظم (Bones: (Types, functions and ossification)				
	(g) <i>Azlaat: Aqsaam wa af'aal</i> عضلات، اقسام و افعال (Muscles (Types and functions)				
	(h) <i>Mafasil, Aqsaam wa harakaat</i> مفاصل، اقسام و حرکات (Joints, Types and movements)				
	(i) <i>Ilmul janeen wa nasliyat</i> علم الجنین و نسلیات (General Embryology and Genetics)				
2	Raas راس (Head)	I	20	10	5
	(a) <i>Jumjumah aur uske manaazir ka aam bayaan</i> مججمہ اور اسکے مناظر کا بیان (General description and views of Skull).				
	(b) <i>Mufsal Sudughi fakki</i> مفصل صدغی فکی (Temporomandibular joint)				

	(c) Jaufe Fam, Lisaan, Asnaan wa Halaq جوف فم، لسان، اسنان و حلق (Oral Cavity, Gums, Teeth and Pharynx)				
	(d) Anaf, Jaufe Anf wa Khalaye Hawaiiyah انف، جوف انف و خلايا بوائيه (Nose, nasal cavity and Paranasal sinuses)				
	(e) Uzn اذن (Ear)				
	(f) Mashmoolate Mahjar مشمولات محجر (Contents of Orbit): Aj'faan اجفان (Eyelids)				
	(g) Aalate dam'a آلات دمع (Lacrimal apparatus) and Muqlatul Ain مقلة العين (Eye ball)				
	(h) Ghudade Lu'abiya غدد لعابيه (Salivary glands)				
3	Unq عنق (Neck)	II	10	10	5
	(a) Musallasate Unq ka mukhtasar bayaan مثلثات عنق کا مختصر بيان (Brief description of Triangles of the Neck)				
	(b) Azlaate Unq عضلات عنق (Muscles of the Neck)				
	(c) Urooq wa a'asab عروق و اعصاب (Vessels and nerves)				
	(d) Hanjarah wa Qasbatur riyah حنجره و قصبه الریه (Larynx and Trachea)				
	(e) Mari مری (Oesophagus)				
	(f) Raas wa Unq ke Ghudade Lymphawiyah راس و عنق کے غدد لمفاویہ (Lymph nodes of Head and neck)				
	(g) Fuqrata Unq فقرات عنق (Cervical Vertebrae)				
	(h) Ghudade Darqiyah wa Jaar darqiyah غدد درقیہ و جار درقیہ (Thyroid and parathyroid glands)				
4	Nizame A'asab نظام اعصاب (Nervous system)	II	10	15	5

	<p>(a) Aghshiya-e-Dimagh, Dimagh aur Nukha'a ka mukhtasar bayaan اغشيه دماغ، دماغ اور نخاع کا مختصر بيان (A brief description of Meanings, Brain and spinal cord)</p>				
	<p>(b) A'asabe Nukha wa Dimaghi اعصاب نخاع و دماغي (Cranial and Spinal nerves)</p>				
5	<p>Sadr صدر (Thorax)</p>	II	30	35	20
	<p>(a) Jaufe Sadr جوف صدر (Thoracic Cavity)</p>				
	<p>(b) Azla'a, Azmul Qas wa fuqraate sadr اضلاع عظم القص و فقرات صدر (Ribs, Sternum and Thoracic Vertebrae)</p>				
	<p>(c) Azlaate sadr عضلات صدر (Muscles of the Thorax)</p>				
	<p>(d) Ghishaur riyah wa riyatain غشاءالريه و ريئين (Pleura and Lungs)</p>				
	<p>(e) Hijabe munassifussadr wa mashmoolat حجاب منصف الصدر و مشمولات (Mediastinum & its contents)</p>				
	<p>(f) Urooq wa A'asab aur majrae sadr عروق و اعصاب اورمجرى صدر (Vessels, Nerves and Thoracic duct)</p>				
	<p>(g) Ghilaful qalb wa Qalb غلاف القلب و قلب (Pericardium and Heart)</p>				
	<p>(h) Hijabe Hajiz حجاب حاجز (Diaphragm)</p>				
	<p>(i) Saddyain ثديين (Mammary Gland)</p>				
6	<p>Tarfe A'ala طرف اعلى' (Upper Limb)</p>	III	20	20	15
	<p>(a) Izam عظام (Bones)</p>				
	<p>(b) Azlaat عضلات</p>				

	(Muscles)				
	(c) Mafasil مفاصل (Joints)				
	(d) Ibt wa hufrae mirfaqiyah ابط و حفره مرفقيه (Axilla and Cubital fossa)				
	(e) Urooq wa A'asab عروق و اعصاب (Vessels and nerves)				
Total				100	60

Table 2: Contents of Tashreehul Badan – Paper – II (Theory)

	A2 List of Topics UNIUG-TB	B2 Term	C2 Mark s	D2 Lectur e hours	E2 Non- Lecture hours
1	بطن (Batan) (Abdomen)	II	40	40	30
	a. اقسام بطن (Aqşam-e-Baṭan) (Abdominal regions)				
	b. مقدم دیوار بطن (Muqaddam Deewar-e-Baṭan) (Anterior Abdominal wall)				
	c. عضله موربہ ظاہرہ اور موربہ غائرہ External Oblique and Internal Oblique muscle				
	d. عضله مستعرضہ بطنیہ و مستقیمہ بطنیہ Transversus Abdominis and Rectus Abdominis muscle				
	e. لفافہ مستقیمہ (Rectus sheath)				
	f. عضله معانیقہ الخصبیہ و مخروطیہ (Cremaster and Pyramidalis muscle)				
	g. دیوار بطن کے اعصاب و عروق Arteries and nerves of the anterior abdominal wall				
	h. لفافہ مستعرضہ (Fascia Transversalis)				
	i. خطہ اربیہ و قنات اربیہ Inguinal region (groin) and Inguinal canal				
	j. باریطون، ثرب، ماساریقا (Peritoneum, Omentum and Mesentry)				

	.k رباطات ہاریٹون (Ligaments of peritoneum)				
	.l مری کا بطنی حصہ اور اطلاقی تشریح Abdominal part of the Oesophagus and its applied anatomy				
	.m معدہ اور اطلاقی تشریح Stomach and its applied anatomy				
	.n اثنا عشری اور اطلاقی تشریح (Duodenum and its applied anatomy)				
	.o معاء صائم اور اطلاقی تشریح (Jejunum along with its applied anatomy)				
	.p معاء لفائفی اور اطلاقی تشریح (Ileum along with its applied anatomy)				
	.q کبد اور اطلاقی تشریح (Liver and its applied anatomy)				
	.r درید باب الکبد اور اطلاقی تشریح (Portal vein and its applied anatomy)				
	.s آلات صفراویہ کبدی خارجی اور اطلاقی تشریح Extrahepatic Biliary Apparatus along with its applied anatomy				
	.t پانکراس اور اطلاقی تشریح (Pancreas and its applied anatomy)				
	.u طحال اور اطلاقی تشریح (Spleen and its applied anatomy)				
	.v عمور اور اطلاقی تشریح (Caecum and its applied anatomy)				
	.w زائدہ دودبہ اور اطلاقی تشریح (Appendix and its applied anatomy)				
	.x قولون اور اطلاقی تشریح (Colon and its applied anatomy)				
	.y درید ماساریقا اعلیٰ و اسفل (Superior and Inferior Mesenteric Vessels)				
	.z کلیتین اور اطلاقی تشریح (Kidneys and its applied anatomy)				
	.aa اعضاء زنانہ و مردانہ خارجی اور اطلاقی تشریح External male and female genital organs and its applied anatomy				
	.bb غدہ فوق الکلیہ اور اطلاقی تشریح Suprarenal Glands and its applied anatomy				
	.cc دیوار بطن مؤخر (Posterior Abdominal Wall)				
	.dd اوردہ بطنی (Abdominal Aorta)				
	.ee اجوف اسفل (Inferior Vena Cava)				
2	عانہ و عجان (A'ana wa ejan) (Pelvis and perineum)	III	30	30	15
	(a) <i>Hauz e A'anaa aur Ejan</i> حوض عانہ اور عجان (Pelvis, perineum and Ischioirectal fossa)				
	(b) <i>Azmul ajuz wa- us'us</i> عظم العجز و عصص (Sacrum and coccyx)				

	(c) Azlaate A'ana عضلات عانه (Muscles and joints of pelvis)				
	(d) Ah'shae Aana احشاء عانه (Pelvic viscera and External Male/Female sex organs)				
3	Tarfe Asfal طرف اسفل (Lower Limb)	I	30	30	15
	(a) Izaam عظام (Bones)				
	(b) Azlaat عضلات (Muscles)				
	(c) Mafasil مفاصل (Joints)				
	(d) Urooq wa A'asab عروقي و اعصاب (Vessels and nerves)				
	(e) Hufrajat حفراجات (Fossae)				
	(f) Musallase Fakhzi مثلث فخذى (Femoral triangle)				
	(g) Qanate Muqarribah قنات مقربيه (Adductor canal)				
	(h) Hufrae mabiziyah حفرة مابضيه (Popliteal fossa)				
Total				100	60

Table 2: Contents of Tashreehul Badan – (Practical)

	A2 List of Topics UNIUG-TB	B2 Term	C2 Marks	D2 Lecture hours	E2 Non-Lecture hours
1	(A) Brief description of Anatomy Law, Preservation of Cadaver, Body parts and Specimen.	I	20		60

	(B) Prosection of the parts of the body (Cadaver, Audio-Visual aids or other techniques available e.g., CD's, Software or other advanced technology)	I, II			
	(C) Dissection/Demonstration of the parts of the body (Cadaver, Audio-Visual aids or other techniques available e.g., CD's, Software or other advanced technology)	II, III			
2	Osteology and Arthrology with the help of bones, models, charts, X-Ray and specimens. <ul style="list-style-type: none"> • Bones and Joints of Neurocranium • Bones and Joints of Viscerocranium • Bones and Joints of Lower limb 	I	30		100
	<ul style="list-style-type: none"> • Bones and Joints of Thoracic cage • Vertebral column and associated Joints 	II			
	<ul style="list-style-type: none"> • Bones and Joints of Upper limb • Bones and Joints of Pelvis • Associated Radiological Anatomy of all above 	III			
3	Practical study of all viscera of body with the help of models, charts and specimens. <ul style="list-style-type: none"> • Brain & Spinal cord 	I	30		100
	<ul style="list-style-type: none"> • Viscera and glands of neck • Lungs & Heart • Abdominal Viscera 	II			
	<ul style="list-style-type: none"> • Pelvic Viscera • Fossae and structures of Upper and lower Limb - Cubital and Popliteal fossa 	III			
4	Study of Anatomy on living subject (Patient) <ul style="list-style-type: none"> • Inspection, Palpation of Abdominal Viscera • Counting of Ribs • Clinical or Applied Anatomy • Heart/Lung sounds with demonstration of Auscultatory • Identification of different bony landmarks • Deep tendon reflexes • Superficial reflexes 	III	20		20
Total					280

Table 3: Learning objectives of Tashreehul Badan UNIUG-TB Paper – I (Theory)

A3 Course outcome	B3 Learning Objective (At the end of the session, the Students should be able to)	C3 Domain/Sub	D3 Must to know/desira ble to know/Nice to know	E3 Level Does/sho ws/ Knows how/ Knows	F3 T-L method	G3 Assessment	H3 Formative /summati ve	I3 Ter m	J3 Inegration
Topic 1- Tashreehul Badan ka ta'aruf (General Human Anatomy) (Lecture:- 10 hours, Non lecture 10 hrs)									
CO1, CO6	Describe -Introduction and history of anatomy -Subdivision of anatomy	Cognitive/ Comprehen sion	MK	Knows how	Lecture	Written &viva	F&S	I	
CO1,CO5	Describe briefly all systems of the Body	Cognitive/ Comprehen sion	DK	Knows how	Lecture	Written &viva	F&S	I	
CO1,CO5	Describe positions and planes of the body	Cognitive/ Comprehen sion	MK	Knows how	Animation/Le cture	Written &viva	F&S	I	Surgery and Radiology
CO1,CO5	Describe -Anatomical terms:	Cognitive/ Comprehen sion	DK	Knows how	Lecture	Written &viva	F&S	I	
CO1,CO5	Describe Body regions: Body cavities (major & minor)	Cognitive/ Recall	MK	Knows how	Lecture/ Discussion	Written &viva	F&S	I	Radiology
CO1	Describe layers and surface pattern of skin	Cognitive/ Comprehen sion	DK	Knows how	Lecture	Written &viva	F&S	I	Dermatolog y
CO1	Describe Appendages of skin(Glands and specialised cells)	Cognitive/ Comprehen sion	DK	Knows how	Lecture	Written &viva	F&S	I	

CO1	Describe functions of skin	Cognitive/ Recall	DK	Knows	Lecture	Written & viva	F&S	I	
CO1	Describe Dermatomes and Angiosomes of skin	Cognitive/ Comprehension	DK	Knows how	Lecture	Written & viva	F&S	I	
CO1	Estimate surface area of skin affected by burn	Cognitive/ Comprehension	DK	Knows how	Lecture	Written & viva	F&S	I	
CO1	Describe anatomy of ageing skin	Cognitive/ Comprehension	DK	Knows how	Lecture	Written & viva	F&S	I	
CO1	Describe Superficial and deep Fasciae	Cognitive/ Recall	DK	Knows	Lecture/ Discussion	Written & viva	F&S	I	
CO1,CO2	Describe Tendon, Ligaments & Bursae	Cognitive/ Comprehension	MK	Knows	Lecture	Written & viva	F&S	I	
CO1	Describe Bones and Cartilages	Cognitive/ Recall	MK	Knows	Lecture	Written & viva	F&S	I	Orthopedics
CO1	Describe Muscular system: Naming of muscles -According to location -According to shape -According to number of heads -According to attachments -According to action -According to direction of fibres	Cognitive/ Recall	MK	Knows	Lecture	Written & viva	F&S	I	Pain clinic

	-According to size of muscle								
CO1	Describe Gross features of a typical skeletal muscle	Cognitive/Recall	MK	Knows	Lecture	Written & viva	F&S	I	
CO1	Describe Joints	Cognitive/Recall	MK	Knows	Animation/Lecture	Written & viva	F&S	I	Orthopedics
CO1	Describe Vertebral column:	Cognitive/Recall	MK	Knows	Animation/Lecture	Written & viva	F&S	I	Orthopedics and Pain clinic
CO2,CO7	Describe Blood vessels: -Anastomosis: -Types of blood circulation	Cognitive/Application	MK	Knows how	Lecture	Written & viva	F&S	I	Cardiology
CO2,CO7	Describe: -Lymphatic system -Components of lymphatic system	Cognitive/Application	MK	Knows how	Lecture	Written & viva	F&S	I	Medicine
CO2,CO7	Describe General Embryology and genetics	Cognitive/Application	MK	Knows how	Lecture	Written & viva	F&S	I	
Topic 2 - Raas (Head) (Lecture:- 10 hours, Non lecture 5 hrs)									
CO1,CO6	Describe Scalp	Cognitive/Comprehension	MK	Knows how	Lecture	Written	F&S	I	
CO1,CO5	Explain Temporomandibular Joint	Cognitive/Comprehension	MK	Knows how	Lecture /Video	Written	F&S	I	

CO1,CO5	Describe Cranial cavity	Cognitive/Comprehension	DK	Knows how	Lecture /Video	Written & viva	F&S	I	
CO1,CO5	Describe Cranial fossae and foramina of skull	Cognitive/Comprehension	DK	Knows how	Lecture /Video	Written & viva	F&S	I	
CO1,CO5	Explain Articulations of Skull	Cognitive/Comprehension	MK	Knows how	Animation/Lecture	Written	F&S	I	
CO1,CO5	Explain Fontanelles	Cognitive/Recall	MK	Knows	Lecture/Video	Written	F&S	I	
CO1,CO5	Explain Venous sinuses of skull	Cognitive/Comprehensive	MK	Knows	Lecture/Video	Written	F&S	I	
CO1,CO5	Describe sutures and related bony landmarks of skull	Cognitive/Recall	MK	Knows	Animation & Lecture	Written & viva	F&S	I	
CO1,CO5	Describe Normae -Norma verticalis -Norma occipitalis -Norma lateralis -Norma frontalis -Norma basalis	Cognitive/Recall	MK	Knows	Lecture/Maps	Written & viva	F&S	I	Radiology

CO1	Explain Pterion	Cognitive/Recall	MK	Knows	Departmental Seminar & Lecture	Written & viva	F&S	I	
CO1	Explain Mastoid and Styloid Process	Cognitive/Recall	MK	Knows	Lecture	Written & viva	F&S	I	
CO1,CO5	Describe bones of the neurocranium: -Parietal -Frontal -Temporal -Occipital -Ethmoid -Sphenoid	Cognitive/Recall	MK	Knows	Lecture	Written & viva	F&S	I	Radiology
CO1,CO5	Describe bones of the viscerocranium: -Mandible -Maxilla -Zygomatic -Nasal -Lacrimal -Vomer -Platine -Inferior choncha	Cognitive/Recall	MK	Knows	Departmental Seminar/Lecture	Written & viva	F&S	I	
CO1	Explain orbit, extra ocular muscles, eyelids and eyeball	Cognitive/Comprehension	DK	Knows how	Departmental Seminar/Lecture	Written & viva	F&S	I	Ophthalmology
CO1	Explain Lacrimal	Cognitive/Comprehension	DK	Knows how	Animation/Lecture	Written & viva	F&S	I	Ophthalmology

	apparatus								
CO1	Enlist Para nasal Sinuses	Cognitive/ Comprehension	MK	Knows	Lecture/ Video	Written & viva	F&S	I	
CO1,CO2	Describe Special features of the new born skull	Cognitive/ Comprehension	NK	Knows	Early Clinical exposure	Written & viva	F&S	I	Obstetrics
CO1	Explain Teeth	Cognitive/ Recall	NK	Knows	Lecture/Animation	Written & viva	F&S	I	
CO1,CO4	Describe Tongue, taste buds and papillae	Cognitive/ Comprehension	MK	Knows	Lecture	Written & viva	F&S	I	
CO1, CO	Describe Salivary Glands	Cognitive/ Comprehension	MK	Knows	Lecture	Written & viva	F&S	I	
CO1, CO4	Explain Oral cavity	Cognitive/ Comprehension	DK	Knows	Lecture / Discussion	Written & viva	F&S	I	ENT
CO1,CO3	Explain Nose, Nasal septum and Nasal cavity	Cognitive/ Comprehension	MK	Knows how	Lecture/Video	Written & viva	F&S	I	ENT
CO1,CO4	Describe Ear and Ear ossicles	Cognitive/ Comprehension	MK	Knows how	Lecture & Video	Written & viva	F&S	I	ENT
CO1	Enlist Muscles of Mastication	Cognitive/ Recall	MK	Knows how	Lecture	Written & viva	F&S	I	

CO1	Enlist Muscles of Face	Cognitive/ Recall	MK	Knows	Lecture/Project based learning	Written & viva	F&S	I	
CO1	Enlist Muscles of Head	Cognitive/ Recall	MK	Knows	Lecture	Written & viva	F&S	I	
CO1,CO4	Describe Infra temporal fossa	Cognitive/ Comprehension	NK	Knows	Lecture and Video	Written & viva	F&S	I	Radiology
CO1,CO4	Describe pterygopalatine fossa:	Cognitive/ Comprehension	NK	Knows	Lecture and Video	Written & viva	F&S	I	
CO1,CO4	Describe Auditory tube	Cognitive/ Comprehension	NK	Knows	Lecture	Written & viva	F&S	I	ENT
CO2,CO7	Explain applied Anatomy of Head	Cognitive/ Application	MK	Knows	Animation/Lecture	Written & viva	F&S	I	
Topic 3 - Unq (Neck) (Lecture:- 10 hours, Non lecture 5 hrs)									
CO1,CO6	Describe Pharynx: -Nasopharynx: -Oropharynx: - Laryngopharynx:	Cognitive/ Comprehension	MK	Knows	Lecture/Video	Written & viva	F&S	II	
CO1,CO6	Describe Palate	Cognitive/ Comprehension	MK	Knows	Lecture/ Discussion	Written & viva	F&S	II	
CO1,CO5	Describe palatine tonsils	Cognitive/ Comprehension	DK	Knows how	Lecture	Written & viva	F&S	II	

CO1,CO5	Enlist bones of Neck -Cervical Vertebrae - Hyoid	Cognitive/ Comprehension	DK	Knows how	Lecture/ Departmental Seminar	Written & viva	F&S	II	
CO1,CO5	Explain Waldeyer's ring	Cognitive/ Comprehension	MK	Knows	Lecture /Video	Written & viva	F&S	II	
CO1,CO5	Describe Atlanto Axial Joint	Cognitive/ Comprehension	DK	Knows how	Lecture/Animati on	Written & viva	F&S	II	
CO1,CO5	Describe Atlanto Occipital Joint	Cognitive/ Recall	DK	Knows how	Lecture	Written) & viva	F&S	II	
CO1,CO5	Describe Larynx: -Cartilages -Ligaments -Membranes -Joints -Cavity -Muscles Extrinsic Intrinsic	Cognitive/ Recall	MK	Knows	Lecture	Written) & viva	F&S	II	ENT
CO1	Explain Thyroid Gland	Cognitive/ Comprehension	DK	Knows	Lecture / Discussion	Written & viva	F&S	II	
CO1,CO2	Describe Oesophagus and associated applied aspect	Cognitive/Recall	MK	Knows	Lecture	Written & viva	F & S	II	
CO1,CO2	Describe Trachea and associated applied aspect	Cognitive/Recall	MK	Knows	Lecture/Video	Written & viva	F & S	II	

CO1	Explain Para Thyroid Gland	Cognitive/Recall	DK	Knows	Lecture/ Discussion	Written &viva	F&S	II	
CO1,CO2	Explain Triangles of Neck: -Boundaries -Divisions -Contents	Cognitive/ Comprehension	MK	Knows	Lecture/Animati on	Written &viva	F&S	II	
CO1	Enlist Muscles of Neck -Anterior -Superficial -Suprahyoid -Infrahyoid -Anterior vertebral -Lateral vertebral -Posterior -Deep	Cognitive/ Recall	MK	Knows	Lecture/Video	Written &viva	F&S	II	Orthopedic s
CO1	Enlist Fascia of Neck	Cognitive/ Recall	MK	Knows	Lecture	Written &viva	F&S	II	
CO1	Describe Pharyngeal arches	Cognitive/ Recall	MK	Knows	Lecture	Written &viva	F&S	II	
CO1	Enlist Vessels of Neck: -Common carotid artery (Carotid sheath, carotid sinus and carotid body)	Cognitive/ Recall	MK	Knows	Lecture/ Discussion	Written &viva	F&S	II	

	-Vertebral artery -Thyrocervical trunk -Jugular veins								
CO2,CO7	Describe Pretracheal and Prevertebral fascia	Cognitive/ Application	MK	Knows how	Lecture	Written & viva	F&S	II	
CO2,CO7	Describe Applied Anatomy of Neck	Cognitive/ Application	MK	Knows how	Early clinical exposure	Written & viva	F&S	II	
Topic 4 - <i>Nizame A'asab wa dimaghiya</i>(Nervous System) (Lecture:- 15 hours, Non lecture 5 hrs)									
CO1,CO2	Explain division of the NS	Cognitive/Recall	MK	Knows	Lectures / group discussion,	Written / viva	F&S	II	
CO1,CO2, CO6	Explain meninges -Duramater: -Arachnoid mater -Piamater	Cognitive/Recall	MK	Knows	Lecture/ Animation	Written / viva	F & S	II	
CO1,CO2	Demonstrate diagram of meninges	Cognitive/ Comprehension	MK	Knows	demonstration	practical and viva	F & S	II	
CO1,CO5, CO2	Describe Brain - Prosencephalon - Mesencephalon - Rhombencephalon	Cognitive/Recall	MK	Knows	lecture	Written / viva	F & S	II	Neurology

CO1,CO5, CO2	Describe Spinal cord -TS of spinal cord -Blood supply -Meninges -Denticulate ligament	Cognitive/Recall	MK	Knows	Animation/Lecture	Written / viva	F & S	II	Neurology
CO1,CO2	Describe Peripheral nervous system -Spinal nerves	Cognitive/Recall	MK	Knows	Lectures	Written / viva	F&S	II	
CO1,CO2	Describe Cranial nerves	Cognitive/Recall	MK	Knows	Lectures/ Discussion	Written / viva	F&S	II	
CO1,CO2	Describe Autonomic Nervous System - Sympathetic Nervous System (thoracolumbar outflow) - Parasympathetic Nervous System (cranio- sacral outflow) - Enteric Nervous System (ENS)	Cognitive/Recall	MK	Knows	Lectures	Written / viva	F&S	II	
CO1,CO2	Explain Ventricles of Brain	Cognitive/Recall	MK	Knows	Lectures / discussion,	Written / viva	F&S	II	

CO1,CO2	Draw diagram of brain	Cognitive/Recall	MK	Knows	Animation/Lecture)	Practical and viva	F & S	II	
CO1	Draw diagram of spinal cord	Cognitive/Recall	DK	Knows How	Lecture/Animation	practical	F & S	II	
CO1,CO3, CO2	Describe Structure of neuron	Cognitive/Recall	DK	Knows	Lecture/Maps	viva and practical	F & S	II	
CO1,CO3, CO2	Explain supporting cells of Neuron -Neuroglia (CNS) -Schwann and Satellite (PNS)	Cognitive/Recall	DK	Knows	Lecture/Video	viva and practical	F & S	II	
CO1,CO3, CO2	Explain Cerebrospinal fluid	Cognitive/Recall	MK	Knows	Lecture/Maps	viva and practical	F & S	II	
CO1,CO3, CO2	Explain Limbic system	Cognitive/Recall	DK	Knows	Lecture	viva and practical	F & S	II	
CO1,CO3, CO2	Explain Thalamus & Hypothalamus	Cognitive/Recall	MK	Knows	Lecture	viva and practical	F & S	II	
CO1,CO3, CO2	Explain Pineal body	Cognitive/Recall	DK	Knows	Lecture / /Animation	viva and practical	F & S	II	
CO1,CO3, CO2	Explain Circle of Willis	Cognitive/Recall	MK	Knows	Guest Lecture/Video	viva and practical	F & S	II	
CO1,CO2	Describe Sensory system	Cognitive/Recall	MK	Knows	Lecture	Written / viva	F & S	II	
CO1,CO3	Describe motor system	Cognitive/Recall	MK	Knows	Lecture	Written / viva	F & S	II	Neurology

CO1,CO2	Identify Prenatal and post-natal development of brain	Cognitive/Comprehension	NK	Shows	Lecture/Maps	practical and viva	F & S	II	
Topic 5- Sadr (Thorax) Time (Lecture:- 35 hours, Non lecture 20 hrs)									
CO1	Describe Thoracic wall, its functions and associated applied aspect -Muscles -Joints -Costal Cartilages	Cognitive/Recall	MK	Knows	Lectures/group discussion /Demonstration	Written &viva	F & S	II	
CO1,CO2	Describe Mediastinum and its Division	Cognitive/Recall	MK	Knows	Lectures/ video	Written &viva	F & S	II	
CO1,CO2	Describe Thoracic Cavity and suprapleural membrane	Cognitive/Recall	MK	Knows	Departmental Seminar & Demonstration	Written &viva	F & S	II	
CO3 CO1	Describe Sternal angle/ Angle of Louis	Cognitive/Recall	DK	Knows	Lecture/Maps	Written &viva	F & S	II	
CO1 CO2	Describe Bones of Thorax and associated applied aspect -Sternum	Cognitive/Recall	MK	Knows	Lectures/ group discussion	Written &viva	F & S	II	

	-Thoracic vertebra -Rib								
CO3 CO1	Describe Intercostal space -Muscles - Neuromuscular bundle	Cognitive/Recall	DK	Knows	Lectures/ group discussion	Written & viva	F & S	II	
CO1,CO2	Describe Pleura and associated applied aspect	Cognitive/Recall	MK	Knows	Lecture/Maps	Written & viva	F & S	II	
CO3	Describe Lungs and associated applied aspect	Cognitive/Recall	MK	Knows	Lectures/ video	Written & viva	S	II	
CO1, CO2,CO5	Describe Diaphragm and associated applied aspect	Cognitive/Recall	MK	Knows	Animation/Lecture	Written & viva	F & S	II	
CO1, CO2, CO5	Describe Mammary Gland) and associated applied aspect	Cognitive/Recall	MK	Knows	Lectures/group discussion	Written & viva	F& S	II	
CO1,CO2	Describe Pericardium and associated applied aspect	Cognitive/Recall	MK	Knows	Lectures / Maps	Written & viva	F & S	II	
CO1, CO3, CO6, CO7	Describe Heart and associated	Cognitive/Comprehension	DK	Knows	Lecture/Maps	Written & viva	F & S	II	

	applied aspect								
CO1,CO2	Describe Azygos system of Veins	Cognitive/Recall	MK	Knows	Lecture/ Discussion	Written & viva	F & S	II	
CO1	Describe Aorta	Cognitive/Recall	MK	Knows	Lecture/Maps	Written & viva	F & S	II	
CO1,CO2	Describe Superior and Inferior Vena cava	Cognitive/Recall	MK	Knows	Lectures	Written & viva	F & S	II	
CO1,CO2	Explain Thoracic duct	Cognitive/Recall	MK	Knows	Lectures/ discussion	Written & viva	F & S	II	
CO1	Enlist Arteries and veins of Thorax	Cognitive/Recall	DK	Knows	Small group discussion and lecture	Written & viva	F & S	II	
CO1	Describe Thymus	Cognitive/Recall	DK	Knows	Lectures	Written & viva	F & S	II	
Topic 6 - Tarfe A'ala (Upper Limb) (Lecture:- 20 hours, Non lecture 15 hrs)									
CO1,CO6	Describe Bones of the pectoral (shoulder) girdle and associated applied aspect -Clavicle -Scapula	Cognitive/ Comprehension	MK	Knows how	Lecture/Maps	Written & viva	F&S	III	

CO1,CO6	Describe Muscles connecting upper limb to the thoracic wall	Cognitive/ Comprehension	MK	Knows how	Lecture	Written & viva	F&S	III	
CO1,CO6	Describe Muscles connecting upper limb to the vertebral column	Cognitive/ Comprehension	MK	Knows how	Lecture	Written & viva	F&S	III	
CO1,CO6	Describe Muscles connecting scapula to the humerus	Cognitive/ Comprehension	MK	Knows how	Lecture	Written & viva	F&S	III	
CO1,CO5	Describe Joints of Upper limb and associated applied aspect -Shoulder -Elbow -Wrist - Carpometacarpal - Metacarpophalangeal -Proximal-interphalangeal -Distal-interphalangeal	Cognitive/ Comprehension	DK	Knows how	Lecture/Video	Written & viva	F&S	III	

	joint								
CO1,CO5	Describe Axilla and associated applied aspect	Cognitive/Comprehension	MK	Knows how	Lecture/Video	Written & viva	F&S	III	
CO1,CO5	Describe Cubital fossa and associated applied aspect	Cognitive/Comprehension	MK	Knows how	Animation/Lecture	Written & viva	F&S	III	
CO1,CO5	Describe Vessels of upper limb and associated applied aspect	Cognitive/Comprehension	DK	Knows	Demonstration	Written & viva	F&S	III	
CO1,CO5	Describe the upper arm and associated applied aspect -Contents of anterior fascial compartment -Contents of posterior fascial compartment	Cognitive/Recall	MK	Knows	Lecture/Discussion	Written & viva	F&S	III	
CO1,CO5	Describe Bones of the Upper arm and associated applied aspect -Humerus	Cognitive/Recall	MK	Knows	Departmental Seminar & Lecture	Written & viva	F&S	III	

CO1,CO5	Describe Forearm: -Contents of the anterior fascial compartment -Muscles: (origin, insertion, actions) -Contents of the lateral fascial compartment -Contents of the posterior fascial compartment	Cognitive/ Recall	MK	Knows	Demonstration	Written & viva	F&S	III	
CO1,CO5	Describe Bones of the Forearm and associated applied aspect -Radius -Ulna	Cognitive/ Recall	MK	Knows	Lecture/ DIscussion	Written & viva	F&S	III	
CO1,CO5	Describe Anatomical snuff box (boundaries, contents and clinical anatomy)	Cognitive/ Recall	MK	Knows	Demonstration	Written & viva	F&S	III	

CO1,CO2	Describe the palm and associated applied aspect	Cognitive/Comprehension	DK	Knows how	Small group discussion	Written & viva	F&S	III	
CO1,CO2	Describe dorsum of hand and associated applied aspect	Cognitive/Recall	MK	Knows	Lecture	Written & viva	F&S	III	
CO1,CO5	Describe Bones of the hand and associated applied aspect -Carpals -Metacarpals -Phalanges	Cognitive/Recall	MK	Knows	Lecture	Written & viva	F&S	III	
CO1,CO2	Explain Brachial Plexus and Major nerves of upper limb	Cognitive/Comprehension	MK	Knows	Lecture/Video	Written & viva	F&S	III	
CO1,CO2	Describe rotator cuff	Cognitive/Comprehension	MK	Knows	Lecture	Written & viva	F&S	III	

Table 3: Learning objectives of Tashreehul Badan UNIUG-TB Paper – II (Theory)

A3 Course	B3 Learning Objective	C3 Domain/Sub	D3 Must to	E3 Level Does/show	F3 T-L method	G3 Assessmen	H3 Formative	I3 T e	J3 Integratio n
--------------	--------------------------	------------------	---------------	-----------------------	------------------	-----------------	-----------------	-----------	--------------------

outcome	(At the end of the session, the Students should be able to)		know/desirable to know/Nice to know	s/ Knows how/ Knows		t	/summative	r m	
Topic 1 - Batn (Abdomen) (Lecture:- 40 hours, Non lecture 30 hrs)									
CO1	Describe the Abdominal regions and enlist their contents	Cognitive/Comprehension	MK	Knows how	Lecture/video	Written & viva	F & S	II	
CO1 CO2	Describe the Anterior Abdominal wall and enumerate its surface landmarks	Cognitive/Comprehension	MK	Knows how	Lecture	Written & viva	F & S	II	
CO1	Enlist and explain the layers of Anterior Abdominal Wall and associated applied aspect	Cognitive/Comprehension	MK	Knows how	Lecture	Written & viva	F & S	II	
CO1	Describe muscles of anterior abdominal wall and associated applied aspect	Cognitive/Comprehension	MK	Knows how	Lecture	Written & viva	F & S	II	
CO1	Describe External Oblique and associated applied aspect	Cognitive/Comprehension	MK	Knows how	Lecture	Written & viva	F & S	II	

CO1	Describe Internal Oblique and associated applied aspect	Cognitive/Comprehension	MK	Knows how	Lecture/	Written & viva	F & S	II	
CO1	Describe Transverses Abdominis and associated applied aspect	Cognitive/Comprehension	MK	Knows how	Lecture	Written & viva	F & S	II	
CO1	Describe Rectus Abdominis and associated applied aspect	Cognitive/Comprehension	MK	Knows how	Lecture/Map	Written & viva	F & S	II	
CO1	Describe rectus sheath and associated applied aspect	Cognitive/Comprehension	MK	Knows how	Lecture	Written & viva	F & S	II	
CO1	Describe Cremaster and Pyramidalis and associated applied aspect	Cognitive/Comprehension	DK	Knows how	Lecture	Written & viva	F & S	II	
CO1	Identify the arteries of the anterior abdominal wall and associated applied aspect	Cognitive/Comprehension	MK	Knows how	Lecture	Written & viva	F & S	II	
CO1	Enlist deep nerves of the anterior abdominal wall and associated applied aspect	Cognitive/Comprehension	MK	Knows how	Lecture	Written & viva	F & S	II	

CO1	Define Fascia Transversalis and associated applied aspect	Cognitive/Comprehension	DK	Knows how	Lecture	Written & viva	F & S	II	
CO1	Describe the Inguinal region (groin) and associated applied aspect	Cognitive/Comprehension	MK	Knows how	Lecture	Written & viva	F & S	II	
CO1	Explain the Inguinal canal and associated applied aspect	Cognitive/Comprehension	MK	Knows how	Lecture/Maps	Written & viva	F & S	II	
CO1, CO2	Describe Peritoneum: Peritoneal pouches, recesses, spaces and gutters and associated applied aspect	Cognitive/Comprehension	MK	Knows how	Project Based learning/Lecture	Written & viva	F & S	II	
CO1	Identify and discuss the subdivisions of peritoneal cavity and associated applied aspect	Cognitive/Comprehension	MK	Knows how	Lecture/Discussion	Written & viva	F & S	II	
CO1 CO2	Describe abdominal oesophagus and associated applied aspect	Cognitive/Comprehension	MK	Knows how	Lecture	Written & viva	F & S	II	
CO1 CO2	Describe Anatomy of	Cognitive/Comprehension	MK	Knows how	Departmental Seminar & Lecture	Written & viva	F & S	II	

	Stomach and associated applied aspect	on							
CO1	Describe duodenum, ileum and associated applied aspect	Cognitive/Comprehension	MK	Knows how	Lecture	Written & viva	F & S	II	
CO1 CO2	Describe Jejunum and associated applied aspect	Cognitive/Comprehension	MK	Knows how	Lecture	Written & viva	F & S	II	
CO1 CO2	Describe Gallbladder: and associated applied aspect	Cognitive/Comprehension	MK	Knows how	Lecture	Written & viva	F & S	II	
CO1 CO2	Describe Liver and associated applied aspect	Cognitive/Comprehension	MK	Knows how	Lecture	Written & viva	F & S	II	
CO1 CO2	Describe the anatomy of portal vein and its applied aspect	Cognitive/Comprehension	MK	Knows how	Lecture	Written & viva	F & S	II	
CO1 CO2	Describe Extra hepatic biliary apparatus and associated applied aspect	Cognitive/Comprehension	MK	Knows how	Lecture/Discussion	Written & viva	F & S	II	
CO1 CO2	Describe Pancreas and	Cognitive/Comprehension	MK	Knows how	Departmental Seminar & Lecture	Written & viva	F & S	II	

	associated applied aspect	on							
CO1	Describe Spleen: and associated applied aspect	Cognitive/Comprehension	MK	Knows how	Lecture	Written & viva	F & S	II	
CO1	Describe Caecum: and associated applied aspect	Cognitive/Comprehension	MK	Knows how	Lecture	Written & viva	F & S	II	
CO1 CO2	Describe Appendix: and associated applied aspect	Cognitive/Comprehension	MK	Knows how	Lecture	Written & viva	F & S	II	
CO1 CO2	Describe Ascending colon: and associated applied aspect	Cognitive/Comprehension	MK	Knows how	Lecture	Written & viva	F & S	II	
CO1 CO2	Describe Descending colon: and associated applied aspect	Cognitive/Comprehension	MK	Knows how	Lecture	Written & viva	F & S	II	
CO1	Describe the Superior and Inferior Mesenteric Vessels	Cognitive/Comprehension	MK	Knows how	Lecture/Discussion	Written & viva	F & S	II	
CO1	Describe Kidneys: and associated applied aspect	Cognitive/Comprehension	MK	Knows how	Departmental Seminar & Lecture	Written & viva	F & S	II	

CO1	Describe foramen of Winslow	Cognitive/Comprehension	MK	Knows how	Lecture/Maps	Written & viva	F & S	II	
CO1	Describe Coelic trunk	Cognitive/Comprehension	MK	Knows how	Lecture	Written & viva	F & S	II	
CO1	Describe Cisterna chyli	Cognitive/Comprehension	MK	Knows how	Lecture/Maps	Written & viva	F & S	II	
CO1	Describe Ureter and associated applied aspect	Cognitive/Comprehension	MK	Knows how	Lecture/Demonstration	Written & viva	F & S	II	
CO1	Describe Suprarenal glands: and associated applied aspect	Cognitive/Comprehension	MK	Knows how	Lecture/Discussion	Written & viva	F & S	II	
CO1	Explain the Posterior Abdominal Wall and its structure	Cognitive/Comprehension	DK	Knows how	Lecture/Demonstration	Written & viva	F & S	II	
CO1	Describe the muscles of the Posterior Abdominal Wall	Cognitive/Comprehension	MK	Knows how	Lecture/Demonstration	Written & viva	F & S	II	
CO1	Name and explain the fasciae of posterior abdominal wall	Cognitive/Comprehension	MK	Knows how	Lecture/Discussion	Written & viva	F & S	II	
CO1	Explain abdominal aorta and associated applied aspect	Cognitive/Comprehension	MK	Knows how	Lecture	Written & viva	F & S	II	

CO1	Explain Inferior vena cava and associated applied aspect Portal vein	Cognitive/Comprehension	DK	Knows how	Lecture/Demonstration	Written & viva	F & S	II	
CO1	Label the lymphatics and lymph nodes of the Posterior abdominal wall	Cognitive/Comprehension	MK	Knows how	Lecture/Demonstration	Written & viva	F & S	II	
CO1	Explain Nerves on the posterior abdominal wall and associated applied aspect	Cognitive/Comprehension	NK	Knows how	Lecture/Discussion	Written & viva	F & S	II	
CO1,CO5	Describe Lumbar vertebrae	Cognitive/Comprehension	MK	Knows how	Departmental Seminar & Lecture	Written & viva	F&S	II	
Topic 2- A'ana wa ejan (Pelvis and Perineum) (Lecture:- 30 hours, Non lecture 15 hrs)									
CO1,CO6	Explain Bony pelvis -Pelvic walls -Pelvic diaphragm -Bony landmarks	Cognitive/Comprehension	MK	Knows	Demonstration & Lecture	Written & viva	F&S	III	Obstetrics
CO1,CO5	Describe Sacrum and coccyx:	Cognitive/Comprehension	DK	Knows how	Demonstration & Lecture	Written & viva	F&S	III	
CO1,CO5	Describe Muscles of pelvic wall and floor	Cognitive/Comprehension	MK	Knows how	Lecture	Written & viva	F&S	III	
CO1,CO5	Describe Muscles of	Cognitive/Comprehension	MK	Knows how	Lecture	Written & viva	F&S	III	

	perineum	on							
CO1,CO5	Describe Contents of the pelvic cavity -Sigmoid colon -Rectum	Cognitive/Comprehension	DK	Knows how	Lecture	Written & viva	F&S	III	
CO1,CO5	Describe Pelvic viscera: -Ureters -Urinary bladder -Urethra	Cognitive/Recall	MK	Knows	Lecture	Written & viva	F&S	III	
CO1,CO5	Describe Male genital organs -Prostate -Testes -Penis -Seminal vesicles -Bulbourethral glands	Cognitive/Recall	MK	Knows	Lecture	Written & viva	F&S	III	
CO1,CO5	Explain Female genital organs -Ovaries -Uterine tubes -Uterus -Vagina -Vulva -Mammary glands	Cognitive/Recall	MK	Knows	Lecture	Written & viva	F&S	III	
CO1	Describe The perineum -Anal triangle	Cognitive/Comprehension	DK	Knows how	Small group discussion	Written & viva	F&S	III	

	-Superficial perineal pouch -Deep perineal pouch								
CO1	Describe Urogenital diaphragm	Cognitive/ Recall	MK	Knows	Small group discussion	Written & viva	F&S	III	
CO1,CO 2	Describe Ischiorectal fossa	Cognitive/ Comprehension	MK	Knows how	Demonstration & Small group discussion	Written & viva	F&S	III	
CO1	Explain Anal canal	Cognitive/ Comprehension	NK	Knows how	Lecture	Written & viva	F&S	III	
CO1	Describe Urogenital triangle	Cognitive/ Comprehension	MK	Knows how	Lecture/Maps	Written & viva	F&S	III	
CO1	Explain Joints of the pelvis	Cognitive/ Comprehension	MK	Knows how	Demonstration & Small group discussion	Written & viva	F&S	III	
CO1	Describe Pelvic fascia, Pelvis and peritoneum	Cognitive/ Comprehension	MK	Knows how	Lecture/Maps	Written & viva	F&S	III	
CO1	Describe Sex differentiation of pelvis	Cognitive/ Comprehension	MK	Knows how	Demonstration & Small group discussion	Written & viva	F&S	III	
CO1	Describe Clinical Anatomy of Pelvis	Cognitive/ Comprehension	MK	Knows how	Discussion	Written & viva	F&S	III	
Topic 3- Tarfe Asfal (Lower Limb) (Lecture:- 30 hours, Non lecture 15 hrs)									
CO1,CO 6	Describe Gluteal region -Bones (Ilium,	Cognitive/ Comprehension	MK	Knows how	Departmental Seminar & Lecture	Written & viva	F&S	I	

	<p>Ischium and Pubis)</p> <ul style="list-style-type: none"> -Muscles (origin, insertion, nerve supply and actions) -Nerves -Arteries -Applied aspect 								
CO1,CO5	<p>Describe Joints of Lower limb and associated applied aspect</p> <ul style="list-style-type: none"> -Hip -Knee -Proximal and tibiofibular joint -Ankle -Tarsometatarsal - Metatarsophalangeal -Proximal-interphalangeal -Distal-interphalangeal -Subtalar 	Cognitive/Comprehension	DK	Knows how	Lecture	Written & viva	F&S	I	
CO1,CO5	<p>Describe Anterior fascial (extensor) compartment of thigh</p> <ul style="list-style-type: none"> -Muscles (origin, insertion, nerve 	Cognitive/Comprehension	MK	Knows how	Lecture	Written & viva	F&S	I	

	supply and actions) of Anterior fascial compartment								
CO1,CO5	Describe Medial fascial (adductor) compartment of thigh: Muscles (origin, insertion, nerve supply and actions)	Cognitive/Comprehension	DK	Knows	Lecture	Written & viva	F&S	I	
CO1,CO5	Describe Posterior fascial (hamstring/ flexor) compartment of thigh: -Muscles (origin, insertion, nerve supply and actions):	Cognitive/Recall	MK	Knows	Lecture	Written & viva	F&S	I	
CO1,CO5	Describe Bones of the leg -Femur -Tibia -Fibula	Cognitive/Recall	MK	Knows	Lecture	Written & viva	F&S	I	
CO1,CO5	Describe bones of the foot -Tarsals -Meta-tarsals -Phalanges	Cognitive/Recall	MK	Knows	Lecture	Written & viva	F&S	I	

CO1, CO2	Explain popliteal fossa	Cognitive/ Comprehension	MK	Knows how	Lecture	Written & viva	F&S	I	
CO1, CO2	Describe fascial compartments of the leg -Anterior (extensor) & muscles -Lateral fascial (peroneal) compartment of leg & muscles -Posterior fascial (flexor) compartment of leg & muscles	Cognitive/ Comprehension	DK	Knows how	Lecture	Written & viva	F&S	I	
CO1	Describe Ankle region -Anterior aspect of ankle -Posterior aspect of ankle Sole of the foot: Muscles of the sole (origin, insertion, nerve supply and actions): Dorsum of the foot	Cognitive/ Recall	MK	Knows how/ Knows	Small group discussion and lecture	Written & viva	F&S	I	

CO1	Describe sole and dorsum of the foot: -Muscles of the sole (origin, insertion, nerve supply and actions):	Cognitive/ Recall	MK	Knows	Small group discussion and lecture	Written & viva	F&S	I	
CO1	Explain Arches of the foot:	Cognitive/ Comprehension	MK	Knows	Lecture	Written & viva	F&S	I	
CO1	Explain Femoral & Adductor canal	Cognitive/ Comprehension	MK	Knows	Lecture	Written & viva	F&S	I	
CO1	Explain Femoral Triangle	Cognitive/ Comprehension	MK	Knows	Guest Lecture	Written & viva	F&S	I	
CO1,CO2	Explain Lumbar Plexus and Major nerves of Lower limb	Cognitive/ Comprehension	MK	Knows	Lecture	Written & viva	F&S	I	
CO1,CO2	Explain Sacral Plexus	Cognitive/ Comprehension	MK	Knows	Lecture	Written & viva	F&S	I	
CO1,CO2	Demonstrate movements of foot	Psychomotor	DK	Knows	Demonstration	Written & viva	F&S	I	

Table 4: Learning objectives of Tashreehul Badan UNIUG-TB (Practical)

A4 Course outcome	B4 Learning Objective (At the end of the Practical/ Clinic, the Students should be able to)	C4 Domain/Sub	D4 Must to know/desirable to know/Nice to know	E4 Level Does/ shows/ Knows how/ Knows	F4 T-L method	G4 Assessment	H4 Formative /summative	I4 Term	J4 Integration
Practical 1 -Anatomy Law, Prosections and Dissections (Non Lecture - 60 hours)									
CO1	Describe Anatomy Law, Preservation of Cadaver, Body parts and Specimen.	Cognitive/Recall	MK	Knows how	Tutorial+ Demonstration+ Video clips	Written & Viva-Voce	F & S	I	
CO1 CO2 CO3	Describe Line of dissection Dissection technique	Cognitive/Recall	MK	Knows how	Tutorial+ Demonstration+ Video clips	Written & Viva-Voce	F & S	I	
CO1 CO2 CO3	Identify different layers of body	Psychomotor	MK	Knows how	Tutorial+ Demonstration+ Video clips	Written & Viva-Voce	F & S	III	

CO1 CO2 CO3	Perform Dissections of the parts of the body (Cadaver, Audio -Visual aids or other techniques available e.g., CD's, Software or other advanced technology	Psychomotor	MK	Knows how	Tutorial+ Demonstration+ Video clips	Written & Viva-Voce	F & S	I,II, III	
CO1 CO2 CO3	Observe Prosection of the parts of the body	Psychomotor	MK	Knows how	Tutorial+ Demonstration+ Video clips	Written & Viva-Voce	F & S	I,II, III	
Practical II - Osteology and Arthrology (Non Lecture- 100 hours)									
CO1 CO5 CO3 CO5 CO6 CO7	Describe Bones and Joints of Neurocranium	Cognitive/ Comprehension	MK	Knows how	Tutorial+ Demonstration	Spotting & Viva-Voce	F & S	I	
		Cognitive/	MK	Knows	Tutorial+	Spotting &	F & S	I	

CO1 CO5 CO3 CO5 CO6 CO7	Describe Bones and Joints of Viscerocranium	Comprehension		how	Demonstration	Viva-Voce			
CO1 CO5 CO3 CO5 CO6 CO7	Enumerate Bones and Joints of Thoracic	Cognitive/ Comprehension	MK	Knows how	Tutorial+ Demonstration	Spotting & Viva-Voce	F & S	II	
CO1 CO5 CO3 CO5 CO6 CO7	Describe Bones and Joints of Upper limb	Cognitive/ Comprehension	MK	Knows how	Tutorial+ Demonstration	Spotting & Viva-Voce	F & S	III	
CO1 CO5 CO3 CO5	Enlist Bones and Joints of Pelvis	Cognitive/Recall	MK	Knows how	Tutorial+ Demonstration	Spotting & Viva-Voce	F & S	III	

CO6									
CO7									
CO1 CO5 CO3 CO5 CO6 CO7	Describe Bones and Joints of Lower limb	Cognitive/ Comprehension	MK	Knows how	Tutorial+ Demonstration	Spotting & Viva-Voce	F & S	I	
CO1 CO5 CO3 CO5 CO6 CO7	Describe Associated Radiological Anatomy of all regions	Cognitive/ Comprehension	MK	Knows how	Tutorial+ Demonstration	Spotting & Viva-Voce	F & S	III	
CO1 CO5 CO3 CO5 CO6 CO7	Explain Vertebral column and associated Joints (General characteristics of Vertebral column and all vertebra individually)	Cognitive/ Comprehension	MK	Knows how	Tutorial+ Demonstration	Spotting & Viva-Voce	F & S	III	

Practical III - Practical study of viscera (Non Lecture- 100 hours)									
CO1 CO2	Describe Brain & Spinal cord with the help of models, charts and specimens.	Cognitive/ Comprehension	MK	Knows how	Tutorial+ Demonstration	Spotting & Viva-Voce	F & S	I	
CO1 CO2	Describe Viscera and glands of neck with the help of models, charts and specimens.	Cognitive/ Comprehension	MK	Knows how	Tutorial+ Demonstration	Spotting & Viva-Voce	F & S	II	
CO1 CO2	Describe Lungs, Heart and all viscera of thorax with the help of models, charts and specimens.	Cognitive/ Comprehension	MK	Knows how	Tutorial+ Demonstration	Spotting & Viva-Voce	F & S	II	
CO1 CO2	Describe Liver, spleen, stomach, kidney and all other Abdominal viscera with the help of models, charts and	Cognitive/ Comprehension	MK	Knows how	Tutorial+ Demonstration	Spotting & Viva-Voce	F & S	II	

	specimens.								
CO1 CO2	Describe all Pelvic Viscera with the help of models, charts and specimens. Fossae and structures of Upper and lower Limb Cubital Fossa Popliteal fossa	Cognitive/ Comprehension	MK	Knows how	Tutorial+ Demonstration	Spotting & Viva-Voce	F & S	III	
CO1 CO2	Describe Cubital Fossa and structures of Upper limb with the help of models, charts and specimens.	Cognitive/ Comprehension	MK	Knows how	Tutorial+ Demonstration	Spotting & Viva-Voce	F & S	III	
CO1 CO2	Describe Popliteal fossa and structures of Lower limb with the help of models, charts	Cognitive/ Comprehension	MK	Knows how	Tutorial+ Demonstration	Spotting & Viva-Voce	F & S	I	

	and specimens.								
Practical IV - Study of Anatomy on living subject (Patient) (Non Lecture- 20 hours)									
CO1 CO2 CO4 CO5 CO7	Describe and Identify Pulsations	Cognitive/ Comprehension	MK	Knows how	Tutorial+ Demonstration	Viva-Voce	S	III	
CO1 CO2 CO4 CO5 CO7	Describe Counting of Ribs	Cognitive/ Comprehension	MK	Knows how	Tutorial+ Demonstration	Viva-Voce	S	III	
CO1 CO2 CO4 CO5 CO7	Describe Heart sounds	Cognitive/ Comprehension	MK	Knows how	Tutorial+ Demonstration	Viva-Voce	S	III	
CO1 CO2 CO4 CO5 CO7	Identify of different bony landmarks	Psychomotor	MK	Knows how	Tutorial+ Demonstration	Viva-Voce	S	III	
CO1 CO2 CO4 CO5 CO7	Explain Deep tendon reflexes -Biceps -Brachioradialis -Triceps -Patellar -Ankle	Cognitive/ Comprehension	MK	Knows how	Tutorial+ Demonstration	Viva-Voce	S	III	

CO1	Explain Superficial reflexes	Psychomotor	MK	Shows	Tutorial+ Demonstration	Viva-Voce	S	III	
CO2	-Plantar response								
CO4	-Abdominal reflex -								
CO5	Cremastic reflex								
CO7	-Corneal reflex								

Table 5- Non Lecture Activities of Tashreehul Badan UNIUG-TB

	S. No	List non lecture Teaching-Learning methods	No of Activities
A		Activities in classroom	
	1	Demonstration	20
	2	Discussion	20
	3	Departmental Seminar	10
	4	Small group discussion	13
	5	Guest Lecture	2
	6	Concept Maps	15
	7	Educational Videos	20
	8	Project based learning	03
	9	Early clinical Exposure	02
	10	Animation	15
		Subtotal - 120	
B		Activities in practical	280
		Total	400

Table 6: Assessment Summary**6 A - Number of papers and Marks Distribution**

S.No.	Subject	Papers	Theory	Practical or Clinical Assessment					Grand Total
				Practical or Clinical	Viva	Electives	IA	Total	
1	Tashreehul Badan (Human Anatomy) Paper – I Paper - II	2	200	100	20	10	20	150	350

6. B - Scheme of Assessment (formative and Summative)

SR.NO.	PROFESSIONAL COURSE	DURATION OF PROFESSIONAL COURSE		
		First Term (1-6 Months)	Second Term (7-12 Months)	Third Term (13-18 Months)
1	First	3 PA & First TT	3 PA & Second TT	3 PA & UE

PA: Periodical Assessment; TT: Term Test; UE: University Examinations

6 C - Calculation Method for internal assessment Marks (20 Marks)

TERM	PERIODICAL ASSESSMENT				TERM TEST	TERM ASSESSMENT	
	A	B	C	D	E	F	G
	1 (20)	2 (20)	3 (20)	Average (A+B+C/3) 20	Term Test (MCQ+SAQ+LAQ And Practical (Converted to 20)	Sub Total	Term Assessment
FIRST						D+E	D+E /2
SECOND						D+E	D+E /2
THIRD					NIL	D	D
Final IA	Average of Three Term Assessment Marks as Shown in 'G' Column						

6 D - Evaluation Methods for Periodical Assessment

S. No.	Evaluation Methods
1.	Practical / Clinical Performance
2.	Viva Voce, MCQs, MEQ (Modified Essay Questions/Structured Questions)
3.	Open Book Test (Problem Based)
4.	Summary Writing (Research Papers/ Samhitas)
5.	Class Presentations; Work Book Maintenance
6.	Problem Based Assignment
7.	Objective Structured Clinical Examination (OSCE), Objective Structured Practical Examination (OPSE), Mini Clinical Evaluation Exercise (Mini-CEX), Direct Observation of Procedures (DOP), Case Based Discussion (CBD)
8.	Extra-curricular Activities, (Social Work, Public Awareness, Surveillance Activities, Sports or Other Activities which may be decided by the department).
9.	Small Project
10.	Other activities explained in Table 3 Column G3 as per indicated term.

6 E - Question Paper Pattern

I PROFESSIONAL BUMS EXAMINATIONS

UNIUG-TB

PAPER-I

Time: 3 Hours Maximum Marks: 100

INSTRUCTIONS: All questions compulsory

		Number of Questions	Marks per question	Total Marks
Q 1	Multiple Choice Questions (MCQ)	20	1	20
Q 2	Short answer questions (SAQ)	8	5	40
Q 3	Long answer questions (LAQ)	4	10	40
				100

PAPER-II

Time: 3 Hours Maximum Marks: 100

INSTRUCTIONS: All questions compulsory

		Number of Questions	Marks per question	Total Marks
Q 1	Multiple Choice Questions (MCQ)	20	1	20
Q 2	Short answer questions (SAQ)	8	5	40
Q 3	Long answer questions (LAQ)	4	10	40
				100

6 F(1) - Distribution of Theory examination Paper-I

	A List of Topics	B Term	C Marks	D Type of Questions "Yes" can be asked. "No" should not be asked.		
				MCQ (1 Mark)	SAQ (5 Marks)	LAQ (10 Marks)
1	(Tashreeh ul Badan ka تشریح البدن کا تعارف ta'aruf) Introduction of Human Anatomy (General Anatomy)	I	10	Yes	Yes	No
	(j) <i>Nizame Jismani ka mukhtasar ta' aruf</i> نظام جسمانی کا مختصر تعارف A brief description of systems of the Body)					
	(k) <i>Tashreehi waz'a wa Muta'alliqah istilahat</i>					

	تشریحی وضع و متعلقہ اصطلاحات (Anatomical position and related terminologies)					
	(l) <i>Jild aur uske zawaid</i> جلد اور اسکے زوائد (Skin and its appendages)					
	(m) <i>Lafaife satahiya wa ghaairah</i> لغانف سطحیہ و غائرہ (Superficial and deep Fasciae)					
	(n) <i>Autar, Rabatat aur Akyase zulaliya</i> اوتار رباطات اور اکیاس زلالیہ (Tendon, Ligaments and Bursae)					
	(o) <i>Izaam: Aqsaam, af'aal wa ta'azzum</i> عظام، اقسام، افعال و تعظم Bones: (Types, functions and ossification)					
	(p) <i>Azlaat: Aqsaam wa af'aal</i> عضلات، اقسام و افعال Muscles (Types and functions)					
	(q) <i>Mafasil, Aqsaam wa harakaat</i> مفاصل، اقسام و حرکات (Joints, Types and movements)					
	(r) <i>Ilmul janeen wa nasliyat</i> علم الجنین و نسلیات (General Embryology and Genetics)					
2	<i>Raas</i> راس (Head)	1	20	Yes	Yes	Yes
	(i) <i>Jumjumah aur uske manaazir ka aam bayaan</i> جمجمہ اور اسکے مناظر کا بیان (General description and views of Skull).					
	(j) <i>Mufsal Sudughi fakki</i> مفصل صدغی فکی (Temporomandibular joint)					
	(k) <i>Jaufe Fam, Lisaan, Asnaan wa Halaq</i> جوف فم، لسان، اسنان و حلق (Oral Cavity, Gums, Teeth and Pharynx)					
	(l) <i>Anaf, Jaufe Anf wa Khalaye Hawaiiyah</i> انف، جوف انف و خلیا ہوائیہ (Nose, nasal cavity and Paranasal sinuses)					
	(m) <i>Uzn</i> اذن (Ear)					
	(n) <i>Mashmoolate Mahjar</i> مشمولات محجر (Contents of Orbit): <i>Aj'faan</i> اجفان (Eyelids)					

	(o) <i>Aalate dam'a</i> (آلات دمع) (Lacrimal apparatus) and <i>Muqlatul Ain</i> (مقلته العين) (Eye ball)					
	(p) <i>Ghudade Lu'abiya</i> غدد لعابيه (Salivary glands)					
3	Unq (عنق) (Neck)	II	10	Yes	Yes	No
	(i) <i>Musallasate Unq ka mukhtasar bayaan</i> مثلثات عنق کا مختصر بیان (Brief description of Triangles of the Neck)					
	(j) <i>Azlaate Unq</i> عضلات عنق (Muscles of the Neck)					
	(k) <i>Urooq wa a'asab</i> عروق و اعصاب (Vessels and nerves)					
	(l) <i>Hanjarah wa Qasbatu r'riyah</i> حنجره و قصبه الریه (Larynx and Trachea)					
	(m) <i>Mari</i> مری (Oesophagus)					
	(n) <i>Raas wa Unq ke Ghudade Lymphawiyah</i> راس و عنق کے غدد لمفاویہ (Lymph nodes of Head and neck)					
	(o) <i>Fuqrata Unq</i> فقرات عنق (Cervical Vertebrae)					
	(p) <i>Ghudade Darqiyah wa Jaar darqiyah</i> غدد درقیہ و جار درقیہ (Thyroid and parathyroid glands)					
4	Nizame A'asab نظام اعصاب (Nervous system)	II	10	Yes	Yes	No
	(c) <i>Aghshiya-e-Dimagh, Dimagh aur Nukha'a ka mukhtasar bayaan</i> اعشیه دماغ، دماغ اور نخاع کا مختصر بیان (A brief description of Meanings, Brain and spinal cord)					
	(d) <i>A'asabe Nukha wa Dimaghi</i> اعصاب نخاع و دماغی (Cranial and Spinal nerves)					
5	Sadr صدر (Thorax)	II	30	Yes	Yes	Yes
	(j) <i>Jaufe Sadr</i>					

	جوف صدر (Thoracic Cavity)					
	(k) Azla'a, Azmul Qas wa fuqraate sadr اضلاع عظم القص و فقرات صدر (Ribs, Sternum and Thoracic Vertebrae)					
	(l) Azlaate sadr عضلات صدر (Muscles of the Thorax)					
	(m) Ghishaur riyah wa riyatain غشاءالريه و ريتين (Pleura and Lungs)					
	(n) Hijabe munassifussadr wa mashmoolat حجاب منصف الصدر و مشمولات (Mediastinum & its contents)					
	(o) Urooq wa A'asab aur majrae sadr عروق و اعصاب اورمجري صدر (Vessels, Nerves and Thoracic duct)					
	(p) Ghilaful qalb wa Qalb غلاف القلب و قلب (Pericardium and Heart)					
	(q) Hijabe Hajiz حجاب حاجز (Diaphragm)					
	(r) Saddyain ثديين (Mammary Gland)					
6	Tarfe A'ala طرف اعلى (Upper Limb)	III	20	Yes	Yes	Yes
	(f) Izam عظام (Bones)					
	(g) Azlaat عضلات (Muscles)					
	(h) Mafasil مفاصل (Joints)					
	(i) Ibt wa hufrae mirfaqiyah ابط و حفرة مرفقيه (Axilla and Cubital fossa)					
	(j) Urooq wa A'asab عروق و اعصاب (Vessels and nerves)					

6 F(2) - Distribution of Theory examination Paper-II

	A List of Topics	B Term	C Mark s	D Type of Questions "Yes" can be asked. "No" should not be asked.		
				MCQ (1 Mark)	SAQ (5 Marks)	LAQ (10 Marks)
1	بطن (Batan) (Abdomen)	II	40	Yes	Yes	Yes
	a. اقسام بطن (Aqşam-e-Baṭān) (Abdominal regions)					
	b. مقدم دیوار بطن (Muqaddam Deewar-e-Baṭān) (Anterior Abdominal wall)					
	c. عضلہ موربہ ظاہرہ اور موربہ خاگرہ (External Oblique and (Internal Oblique muscle					
	d. عضلہ مستعرضہ بطنیہ و مستقیمہ بطنیہ (Transversus Abdominis and Rectus Abdominis (muscle					
	e. لفافہ مستقیمہ (Rectus sheath)					
	f. عضلہ معالغہ الخصیہ و مخروطیہ (Cremaster and Pyramidalis muscle					
	g. دیوار بطن کے اعصاب و عروق (Arteries and nerves of the anterior abdominal wall)					
	h. لفافہ مستعرضہ (Fascia Transversalis)					
	i. خطہ اربیہ و قنات اربیہ (Inguinal region) (groin) and Inguinal canal					
	j. باریطون، ثرب، ماساریقا (Peritoneum, Omentum (and Mesentry					
	k. رباطات باریطون (Ligaments of peritoneum)					
	l. مری کا بطنی حصہ اور اطلاقی تشریح Abdominal part of the Oesophagus and its applied anatomy					
	m. معدہ اور اطلاقی تشریح Stomach and its applied anatomy					
	n. اثنا عشری اور اطلاقی تشریح (Duodenum and its					

	applied anatomy)				
.o	معاء صائم اور اطلاق تشریح (Jejunum along with its applied anatomy				
.p	معاء لقا ئی اور اطلاق تشریح (Ileum along with its applied anatomy				
.q	کبد اور اطلاق تشریح (Liver and its applied anatomy)				
.r	درید باب الگہ اور اطلاق تشریح (Portal vein and its applied anatomy)				
.s	آلات صفراویہ کبدی خارجی Extrahepatic Biliary Apparatus along with its applied anatomy				
.t	پانکراس اور اطلاق تشریح Pancreas and its applied anatomy				
.u	طحال اور اطلاق تشریح Spleen and its applied anatomy				
.v	اعور اور اطلاق تشریح Caecum and its applied anatomy				
.w	زائدہ دودہ اور اطلاق تشریح Appendix and its applied anatomy				
.x	قولون اور اطلاق تشریح Colon and its applied anatomy				
.y	درید ماساریقا اعلیٰ و اسفل Superior and Inferior Mesenteric Vessels				
.z	کلیتین اور اطلاق تشریح Kidneys and its applied anatomy				
.aa	اعضاء زنانه و مردانه خارجی اور اطلاق تشریح External male and female genital organs and its applied anatomy				
.bb	غده فوق الکلیہ اور اطلاق تشریح Suprarenal Glands & its applied anatomy				
.cc	دیوار بطن مؤخر (Posterior Abdominal Wall)				
.dd	اورده بطنی (Abdominal Aorta)				

	(Inferior Vena Cava) .ee اجوف اسفل					
2	(A'ana wa ejan) عانه و عجان (Pelvis and perineum)	III	30	Yes	Yes	Yes
	(e) Hauz e A'anaa aur Ejan حوض عانه اور عجان (Pelvis, perineum and Ischioirectal fossa)					
	(f) Azmul ajuz wa- us'us عظم العجز و عصص (Sacrum and coccyx)					
	(g) Azlaate a'ana عضلات عانه (Muscles and joints of pelvis)					
	(h) Ah'shae Aana احشاء عانه (Pelvic viscera and External Male/Female sex organs)					
3	Tarfe Asfal طرف اسفل (Lower Limb)	I	30	Yes	Yes	Yes
	(i) Izaam عظام (Bones)					
	(j) Azlaat عضلات (Muscles)					
	(k) Mafasil مفاصل (Joints)					
	(l) Urooq wa A'asab عروق و اعصاب (Vessels and nerves)					
	(m) Hufrajat حفراجات (Fossae)					
	(n) Musallase Fakhzi مثلث فخذى (Femoral triangle)					
	(o) Qanate Muqarribah قنات مقربيه (Adductor canal)					
	(p) Hufrae mabiziyah حفرة مابضييه (Popliteal fossa)					

6 G(1) - Question Paper blueprint Paper-I

A Question Sr. No	B Type of Question	C Question Paper Format
Q1	<p>Multiple choice Questions (MCQ)</p> <p>20 Questions</p> <p>1 mark each</p> <p>All compulsory</p> <p>Must know 15 MCQ Desirable to know 3 MCQ Nice to know 2 MCQ</p>	<ol style="list-style-type: none"> 1. 1(a) / 1(i) / 3(a) 2. 1(b) / 2(b) 3. 1(c) / 2(c) 4. 1(d) / 2(d) 5. 1(e) / 2(e) 6. 1(f) / 2(f) 7. 1(g) / 2(g) 8. 1(h) / 2(h) 9. 2(a) / 5(a) 10. 5(b) / 5(c) 11. 5(d) / 5(g) 12. 6(a) / 6(b) 13. 6(c) / 6(e) 14. 4(a) / 3(h) 15. 4(b) / 3(g) 16. 5(e) / 3(f) 17. 5(f) / 3(e) 18. 5(h) / 3(d) 19. 5(i) / 3(c) 20. 6(d) / 3(b)
Q2	<p>Short answer Questions (SAQ)</p> <p>Eight Questions</p> <p>5 Marks Each</p> <p>All compulsory</p> <p>Must know 7 SAQ Desirable to know 1 SAQ No Questions on Nice to know</p>	<ol style="list-style-type: none"> 1. 1(a) / 1(i) / 3(a) / 4(a) 2. 1(b) / 2(b) / 3(b) / 4(b) 3. 1(c) / 2(c) / 3(c) / 5(e) 4. 1(d) / 2(d) / 3(d) / 5(f) 5. 1(e) / 2(e) / 3(e) / 5(h) 6. 1(f) / 2(f) / 3(f) / 5(i) 7. 1(g) / 2(g) / 3(g) / 6(d) 8. 1(h) / 2(h) / 3(h) / 6(e)

Q3	Long answer Questions (LAQ) Four Questions 10 marks each All compulsory All questions on must know No Questions on Nice to know and Desirable to know	1. 2(a) / 5(c) / 6(c) 2. 5(a) / 5(d) 3. 5(b) / 5(g) 4. 6(a)/ 6(b)
----	-----------------------------------------------------------------------------------------------------------------------------------------------------------------------------	----------------------------------------------------------------------------

6 G(2) - Question Paper blueprint Paper-II

A Question Sr. No	B Type of Question	C Question Paper Format
Q1	Multiple choice Questions (MCQ) 20 Questions 1 mark each All compulsory Must know 15 MCQ Desirable to know 3 MCQ Nice to know 2 MCQ	1. 1(ff) / 1(vv) / 1(ddd) 2. 2(a) / 1(xx) / 1(fff) 3. 2(b) / 1(yy) / 1(ggg) 4. 2(c)/ 1(zz) / 1(hhh) 5. 2(d) / 1(eee) 6. 3(a) / 1(hh) 7. 3(b) / 1(ii) 8. 3(c)/ 1(kk) 9. 3(d) / 1(ll) 10. 3(e) / 1(mm) 11. 3(f) / 1(pp) 12. 3(g) / 1(jjj) 13. 3(h) / 1(iii) 14. 1(gg) / 1(qq) 15. 1(jj) / 1(rr) 16. 1(nn)/ 1(tt) 17. 1(oo) / 1(ww) 18. 1(rr) / 1(aaa) 19. 1(ss)/ 1(bbb) 20. 1(uu)/ 1(ccc)
Q2	Short answer Questions (SAQ)	1. 1(hh) / 1(ii) / 1(ggg)

	<p>Eight Questions 5 Marks Each All compulsory</p> <p>Must know 7 SAQ Desirable to know 1 SAQ No Questions on Nice to know</p>	<p>2. 2(c) / 1(kk) / 1(hhh)</p> <p>3. 3(b) / 1(ll) / 1(ww)</p> <p>4. 3(d) / 1(mm) / 1(aaa)</p> <p>5. 3(e) / 1(pp) / 1(bbb) / 1(iii)</p> <p>6. 3(f) / 1(qq) / 1(ccc) / 1(jjj)</p> <p>7. 3(g) / 1(rr) / 1(ddd)</p> <p>8. 3(h) / 1(tt) / 1(fff)</p>
Q3	<p>Long answer Questions (LAQ) Four Questions 10 marks each All compulsory All questions on must know No Questions on Nice to know and Desirable to know</p>	<p>1. 1(ff) / 1(jj) / 1(oo) / 1(uu)/1(zz)</p> <p>2. 2(a) / 2(b) / 2(d) / 1(vv)/1(eee)</p> <p>3. 3(a) / 3(c) / 1(rr) / 1(xx)</p> <p>4. 1(gg) / 1(nn) / 1(ss) / 1(yy)</p>

6 H - Distribution of Practical Examination

SN	Heads	Marks
1	Practical (Total Marks 100)	
	Spotting: (1) Bone	40
	(2) Specimen	20
	(3) Model	20
	(4) X-Ray	10
	Record Book	10
2	Viva Voce	20
3	Internal	20
4	Electives	10
	Total Marks	150

Table 7. Reference Books/Resources:

S.No.	Name of Book	Name of Author
1	تشریح عظام (Tashreeh e izam) Osteology	عبداللہ Ubaidullah
2	تشریح وضعی و اطلاق راس و عنق Anatomy Regional and Applied Head and Neck	عبداللہ Ubaidullah
3	تشریح وضعی و اطلاق طرف اعلیٰ Anatomy Regional and Applied Upper Limb	عبداللہ Ubaidullah
4	تشریح وضعی و اطلاق طرف اسفل Anatomy Regional and Applied Lower Limb	عبداللہ اور محمد آصف Ubaidullah & Mohd Asif
5	تشریح وضعی و اطلاق صدر Anatomy Regional and Applied Thorax	عبداللہ اور مغیث احمد انصاری Ubaidullah & Moghees A. Ansari
6	General Anatomy (First Edition)	Abu Kashif Anwar ابو کاشف انور
7	القانون فی الطب Al-Qanoon fit Tib (Jild Awwal)	ابن سینا Ibn Sina
8	اشرا Ishra	سید کمال الدین حسین ہمدانی Kamaluddin Husain Hamdani
9	تشریح صغیر Tashreeh Sagheer	محمد کبیر الدین Mohd Kabeeruddin
10	تشریح کبیر Tashreeh kabeer	محمد کبیر الدین Mohd Kabeeruddin
11	تشریح تصاویر Tashreeh Tasaweer	محمد کبیر الدین Mohd Kabeeruddin

12	تشریح انسانی Tashreeh e Insani	بیلی رام Beliram LMS
13	تشریح ہیکل Tashreeh e haikal	سید کمال الدین حسین ہمدانی Kamaluddin Husain Hamdani
14	تشریح الاحشاء Tashreehul Ahsha	سید کمال الدین حسین ہمدانی Kamaluddin Husain Hamdani
15	Tashreeh Ahsha تشریح احشاء	محمد احمد لاری M A Lari
16	تشریح المفاصل Tashreehul Mafasil	محمد احمد لاری M A Lari
17	تشریح سطحی Tashreeh Sathi	انیس احمد انصاری Anis Ahmad Ansari
18	تشریح البدن Tashreehul Badan	ہارون منصور Haroon Mansoori
19	تشریح العظام Tashreehul Izam	شبیر احمد Shabbir Ahmad
20	تشریح العضلات Tashreehul Azalat	شبیر احمد Shabbir Ahmad
21	Human Anatomy – Regional and Applied Part I, II, III	B D Chourasia
22	General Anatomy	B D Chourasia
23	Gray's Anatomy 42 th edition	Henry Gray
24	Clinical oriented Anatomy 4 th edition	K.L. Koore
25	Fundamentals of Human Anatomy	N. Chakraborty and D. Chakraborty
26	Surface and Radiological Anatomy	A. Halim
27	Tartora's Principles of Anatomy & Physiology	Gerard J Tortora
28	Anatomy 8 th edition	Samar Mitra
29	Snell's clinical Anatomy	Dr. Lawrence E. Weneski
30	Fundamentals of Nervous System	A K Anwar


**COURSE CURRICULUM FOR FIRST PROFESSIONAL BUMS
(PRESCRIBED BY NCISM)**

**URDU, ARABIC AND MANTIQ WA FALSAFA
SUBJECT CODE: UNIUG-UAMF
URDU, ARABIC, LOGIC AND PHILOSOPHY**

**(Applicable from 2021-2022 batch onwards for five years or
until further notification by NCISM, whichever is earlier)**



**BOARD OF UNANI, SIDHA AND SOWA RIGPA NATIONAL COMMISSION
FOR INDIAN SYSTEM OF MEDICINE NEW DELHI-110058**



UNIUG-UAMF

I professional BUMS

Subject Code: UNIUG-UAMF

Urdu, Arabic and Mantiq wa Falsafa

KEY POINTS

Total number of Teaching hours: 270			
Lecture hours (LH) – Theory		90 Hours	90 Hours (LH)
Paper I (Urdu-30 + Arabic-30)	60 Hours		
Paper II	30 Hours		
Non-Lecture hours (NLH) – Theory		180 Hours	180 Hours (NLH)
Paper I (Urdu-60 + Arabic-60)	120 Hours		
Paper II	60 Hours		
Non-Lecture hours (NLH) – Practical		NA	

Examination (Papers & Mark Distribution)					
Item	Theory Component Marks	Practical Component Marks			
		Practical	Viva	Elective	IA
Paper I	(Urdu-50 + Arabic-50) 100	--	30	--	20
Paper II	100				
Sub-Total	200	50			
Total marks	250				

Preface

This subject has 2 papers: ‘Paper I’ consists of Urdu and Arabic languages, whereas ‘Paper II’ comprises a combination of four subjects, which are *Mantiq*, *Falsafa*, *Hai'at* and *Ilm-un-Nafs*. Most of the classical texts of *Unani Tibb* are in Urdu and Arabic languages and characterized with a logical and philosophical approach. Therefore, the students need to learn Urdu and Arabic languages to get better understanding of *Tibb* and its terminologies, similarly, *Mantiq*, *Falsafa*, *Hai'at* and *Ilm-un-Nafs* (Logic, Philosophy, Astronomy and Psychology) are also very essential for them to understand the philosophical basis of *Unani Tibb* and its principal concepts. The Urdu language is a prerequisite for the entire Unani course, as texts of most of the subjects of Unani medicine are either in Urdu, or Persian or Arabic only. Furthermore, its knowledge is also very supportive for learning Arabic, as it includes all its alphabets, its script and a big number of its vocabulary.

This competency-based curriculum is designed and framed in such a way that, in a short span of time the students will learn the basics of the Urdu and Arabic languages and Greek Logic and Philosophy, and will be able to read the various important classical texts with right pronunciation and better understanding of all Urdu and Arabic terms related to *Unani Tibb*, in addition to understanding its logical and philosophical methods. Apart from the completely new framing of the curriculum, based on competency, some important topics like *Abwab-e-Thulathi Mazeed*, *Rubaii Mujarrad wa Mazeed*, *Isme Mubalgha* and *Tasgheer* have also been added to the Arabic Syllabus. This is because understanding of many *Tibbi* terms depends upon the study of these topics, which were lacking in the previous syllabus. A very interesting and good addition is of *Tibbi Ash'aar* (verses of *Unani Tibb*), this will not only make the students more attached to the ethos of Arabic language, but will also help in memorizing the principals of *Unani Tibb*. Now the syllabus is more comprehensive, covering almost all necessary aspects of the Urdu, Arabic languages and Unani philosophy.

Index

Course Code and Names of Course	5
Table 1- Course outcomes and matched Program outcomes	5
Table 2: Contents of Urdu, Arabic and Mantiq wa Falsafa – (Paper I - Urdu and Arabic)	6
Table 2: Contents of Urdu, Arabic and Mantiq wa Falsafa – (Paper II - Mantiq wa Falsafa)	19
Table 3: Learning objectives of Urdu, Arabic and Mantiq wa Falsafa UNIUG-UAMF (Paper I – Urdu and Arabic)	22
Table 3: Learning objectives of Urdu, Arabic and Mantiq wa Falsafa UNIUG-UAMF (Paper II - Mantiq wa Falsafa)	38
Table 4 Learning objectives (Practical) Not applicable	47
Table 5- Non Lecture Activities Course Urdu,Arabic and Mantiq wa Falsafa <UNIUG-UAMF>-	47
Table 6: Assessment Summary	47
6 A - Number of papers and Marks Distribution	47
6. B - Scheme of Assessment (formative and Summative)	48
6 C - Calculation Method for internal assessment Marks (20 Marks)	48
6 D - Evaluation Methods for Periodical Assessment	48
6 E - Question Paper Pattern	49
6 F (1) - Distribution of Theory examination (Paper I – Urdu and Arabic)	49
6 F (2) - Distribution of Theory examination (Paper II - Mantiq wa Falsafa)	56
6 G (1)- Question Paper blueprint (Paper I – Urdu and Arabic)	59
6 G (2)- Question Paper blueprint(Paper II – Mantiq wa Falsafa)	61
Table 7. Reference books/ Resources:	62

First BUMS:**Course Code and Names of Course**

	Course Code	Name of Course
	UNIUG-UAMF	Urdu, Arabic and Mantiq wa Falsafa (Urdu, Arabic, Logic and Philosophy)

Table 1- Course outcomes and matched Program outcomes

SRI CO No	A1 Course Outcome (CO) UNIUG-UAMF At the end of the course UNIUG-UAMF, the student should be able to-	B1 Course Outcome matched with Program Outcomes.
1	(Urdu & Arabic) Recognize, read and write Urdu and Arabic words and numbers with their types and meanings, frame small sentences related to body parts, diseases, medical instruments and drugs.	PO1, PO5
2	Demonstrate remarkable linguistic skills while dealing with Urdu books of Unani course. Understand and describe Urdu and Arabic <i>Tibbi</i> terms used in different subjects of Unani Medicine, analyze their root words and their other derivatives, and use them properly with their correct spelling and pronunciation.	PO1, PO5
3	Demonstrate capability of accessing Urdu and Arabic dictionaries and <i>Tibbi</i> glossaries.	PO1, PO5
4	Translate short Urdu and Arabic medical texts into English/own language.	PO1, PO5
5	(Mantiq/Logic) Analyze and explain the logical composition of each definition in various subjects they study under medical education, and create their own definitions of new things.	PO1, PO3
6	Apply logical argumentation rules while explaining classical Unani texts.	PO1, PO2, PO3
7	Demonstrate logical approach and rational thinking in diagnosing diseases.	PO3, PO1
8	(Falsafa/Philosophy) Explain the classification of sciences in the ancient Greek Philosophy.	PO1
9	Identify and explain the old philosophical concepts on which Unani Medicine is based regarding human beings and the surrounding universe.	PO1
10	Compare the old philosophical interpretation of nature and its phenomena to that of modern science, which help them conceptually understand various topics of Unani Medicine.	PO1, PO8
11	(Hai'at/Astronomy) Identify and understand astronomical terms used in different subjects of Unani Medicine.	PO1, PO2
12	Analyze various astronomical factors that are supposed to be having impacts on human health while diagnosing diseases as well as prescribing medications.	PO1, PO2
13	(Ilmun-Nafs/Psychology) Explain the concept of <i>Nafs</i> in Unani Medicine and its importance in understanding of diseases.	PO1, PO2

Table 2: Contents of Urdu, Arabic and Mantiq wa Falsafa – (Paper I - Urdu and Arabic)

	A2 List of Topics UNIUG-UAMF	B2 Term	C2 Marks	D2 Lecture hours	E2 Non- Lecture hours
	Part A: Urdu				
1	<p>حروف تہجی، حروف کی مفرد اور مرکب شکلیں، حروف کی ابتدائی، درمیانی اور آخری شکلیں، ہکاری شکلیں، ہم صوت حروف، مصوتے اور مصمتے، حروف کی اقسام۔ ربط، عطف، تخصیص، فجائیہ، واو معدولہ، واو عطف، کھڑا الف، الف مقصورہ، الف مدودہ، الف وصل۔</p> <p>اعراب، تنوین، تشدید، مد، حرف جزاء، حرف شرط، حرف استثناء۔</p> <p>Huroof-e- Tahajji, Huroof ki Mufrad aur Murakkab Shaklen, Huroof ki Ibtidai, darmiyani aur Akhri Shaklen, Hakari shaklen, Ham Saut Huroof, Musawwate aur musammate, Huroof ki Aqsaam-Rabt, Atf, Takhsees, Fujaiyyah, Waw Madoola, waw Atf, Khada Alif, Alif Maqsoora, Alif Mamdooda Alif wasl. Erab, Tanween, Tashdeed, Mad, Harfe Jaza, Harfe Shart, Harfe Istisna.</p>	I	0	4	8
2	<p>لفظ (کلمہ)، مادہ، اشتقاق، دو حرفی لفظ، سہ حرفی لفظ، چہار حرفی لفظ، اسم اور اس کی قسمیں۔ فعل اور اس کی حالتیں۔ ضمیر اور اس کی قسمیں۔ صفت اور اس کی قسمیں۔ قواعد:</p> <p>1- مفرد لفظ (Simple word) 2- پیچیدہ لفظ (Complex word) 3- مرکب الفاظ (Compound words) (ترادفی مرکب، مرکبات ربطی، مرکبات توصیفی، مرکبات اعدادی</p> <p>4- تابع مہمل 5- اضافت 6- تشنیہ 7- واحد/جمع 8- تذکیر و تانیث (جنس) 8- اضداد 9- سابق اور لاحق۔</p> <p>Lafz (Kalma)- Maddah – Ishtiqaq – Do Harfi Lfz, She Harfi Lafz, Chahaar Harfi Lfz- Ism aur Uski Qismen- Fe’l aur uski Halaten- Zameer aur uski Qismen- Sifat aur uski Qismen. Qawaid: Mufrad Lafz- Pecheeda Lafz-Murakkab Lafz-Taradufi Murakkab, Murakkabate Rabti, Murakkabate Tauseefi, Murakkabate Adadi- Tabe Muhmal, Izafat, Tasniya, Wahid/Jama, Tazkeer wa Tanees (Jins), Azdaad, Sabqe aur Laheqe.</p>	I	5	4	8

3.	<p>مستقل الفاظ کی قسمیں: 1- اسم 2- صفت 3- ضمیر 4- فعل 5- تہیز۔</p> <p>اسم کی اقسام: 1- اسم خاص 2- اسم عام</p> <p>اسم عام کی اقسام: 1- اسم کیفیت 2- اسم جمع 3- اسم ظرف 4- اسم آلہ</p> <p>صفت کی اقسام: 1- صفت ذاتی 2- صفت نسبتی 3- صفت عددی 4- صفت مقداری 5- صفت ضمیری</p> <p>ضمیر کی اقسام: 1- شخصی 2- موصولہ 3- استفہامیہ 4- اشارہ 5- تنکیر</p> <p>Mustaqil Alfaaz ki qismen: Ism, Sifat, Zameer, Fe'l, Tameez, Ism ki Aqsaam: Ism Khas, Ism Aam, Ism Aam ki Aqsaam: Ism kifiyat, Ism Jama, Isme Zarf, Ism Aala, Sifat ki Aqsaam : Sifat Zati, Safat Nisbti, Sifat Adadi, Sifat Miqdaari, Sifat Zameeri, Zameer ki Aqsaam: Shakhsi, Mausoola, istifhamiya, Ishara, Tankeer.</p>	I	5	4	8
4.	<p>فعل کے زمانے: 1- ماضی 2- حال 3- مستقبل</p> <p>معنی کے اعتبار سے فعل کی حالتیں: 1- لازم 2- متعدی 3- ناقص</p> <p>فعل کی صورتیں: 1- خبری 2- شرطی 3- احتمالی 4- امری 5- مصدری</p> <p>فعل کے صیغے: 1- غائب 2- حاضر 3- متکلم</p> <p>افعال ماضی کی اقسام: ماضی مطلق، ماضی ناتمام، ماضی تمام، ماضی شرطیہ، ماضی تمنائی، ماضی احتمالی</p> <p>افعال حال کی اقسام: مضارع، امر، حال مطلق، حال ناتمام، حال احتمالی</p> <p>افعال مستقبل کی اقسام: مستقبل مطلق، مستقبل مداہی۔</p> <p>غیر مستقل الفاظ کی قسمیں: 1- ربط 2- عطف 3- تخصیص 4- فجائیہ</p> <p>Fe'l ke Zamane: Mazi, Hal, Mustaqbil, Fe'l ki Halaten Mana ke Etebar se: lazim, Muta'addi, Naqis, Fe'l ki Surten: Khabari, Sharti, Ehtemali, Amri and Masdari, Fe'l ke Seghe: Ghaib, Hazir, Mutakallim, Afaal Mazi ki Aqsaam: Mazi Mutlaq, Mazi Natamaam, Mazi Tamaam, Mazi Shartiya, Mazi Tamannai, Mazi Ehtemali, Afaal Hal ki Aqsaam: Muzare, Amr, Hal Mutlaq, Hal Natamaam, Hal Ehtemali, Afaal Mustaqbil ki Aqsaam: Mustaqbil Mutlaq, Mustaqbil Madaami.</p> <p>Ghair Mustaqil Alfaaz ki Qismen: Rabt, Atf, Takhsees, Fujaiyah.</p>	I	5	4	08

5.	<p>جملہ:</p> <p>1- مفرد جملہ: مبتدا، خبر، فعل ربط</p> <p>2- مرکب جملہ: ہم رتبہ جملہ، تابع جملہ، استدر کی جملہ، تردیدی جملہ</p> <p>علامات: او قاف یا وقفہ، سکتہ، رابطہ، تفصیلہ، ختمہ، سوالیہ، فجائیہ یا ندائیہ، قوسین، خطا، واوین، زنجیرہ۔</p> <p>Jumla: Mufrad Jumla- Mubtada, Khabar, Fe'le Rabt. Murakkab Jumla: Ham Rutba Jumla, Tabe Jumla, Istidraki Jumla, Tardeedi Jumla, Alaamaat: Auqaaf ya Waqfa, Sakta, Waqfa, Rabta, Tafseela, Khatma, Sawalia, Fujaiya, ya Nidaiya, Qousain, Khat, Wawain, Zanjeerah.</p>	I	10	5	10
6.	<p>نظم و نثر کے چند منتخب ابواب (غزل، الٹی ہو گئیں سب تدبیریں۔ میر تقی میر، دل ناداں تجھے ہوا کیا ہے۔ اسد اللہ خاں غالب، ترانہ ہندی۔ علامہ اقبال، نظم رات۔ اسماعیل میر ٹھی، آوارہ۔ مجاز، غالب کا خط میر مہدی کے نام، ناظم جہاں حکیم محمد اعظم خاں، مسیح الملک حکیم اجمل خان، ورزش کے طریقے اور ہدایات، طبیبی اشعار، مرثیہ حکیم محمود خاں۔ الطاف حسین حالی، طب کا تاریخی خاکہ۔ کمال الدین ہمدانی، رسوم و عادات۔ سرسید، عید گاہ۔ پریم چند، قصہ حاتم طائی۔ میر امن۔ معاون کتاب: انتخاب ادب برائے طب و حکمت)</p> <p>Nazm-o-Nasr ke Chand Muntakhab Abwab: (Ghazal: Meer- Ulti Ho Gain Sab Tadbeeren, Ghalib- Dile Nadan Tujhe Huwa kiya Hai, Tarana Hindi- Allama Iqbal, Nazm: Raat- Ismail Merathi, Aawarah- Majaz, Khat Mir Mehdi ke Naam- Ghalib, Nazime Jahan Hakeem Azam Khan, Hakeem Ajmal Khan, Warzish ke Tareeqe aur Hidayaat, Tibbi Ash'ar, Marsiya Hakeem Mahmood Khan- Altaf Husain Haali, Tib ka Tareekhi Khaaka- Kamaluddin Hamdani, Rusoom wo Aadaat- Sir Syed, Eidgaah- Prem Chand, Qissa Hatim Tai- Meer Amman)</p>	I	10	9	18
Part B: Arabic					
7.	<p>حروف ہجاء، حروف شمسیہ و قمریہ، اسماء حرکات و اعداد۔</p> <p>Huroof-e-Hija, Huroof-e-Shamsiyyah, wa Qamariyyah, Asma-e-Harakaat –o-A'adad. (Arabic Alphabet, Solar and Lunar Letters, Arabic Vowels and Numerals.)</p>	II	0	1	1
8.	<p>کلمہ اور اس کی اقسام، اسم، فعل، حرف۔</p> <p>Kalimah aur uski Aqsam Ism, Fe'l, Harf. (Word and its kinds, Noun, Verb, Particle).</p>	II		1	1
9.	<p>اسم کی تقسیم بلحاظ تعریف و تنکیر، بلحاظ جنس، بلحاظ عدد۔</p> <p>Ism ki Taqseem balehaz-e- Tareef-o-Tamkeer, balehaz-e-Jins, balehaz-e-Adad. (Kinds of Noun according to definition like (Definite noun, Indefinite noun), Gender, and Number).</p>	II	10	1	3

10.	مرکب اور اس کی اقسام۔ Murakkab aur uski aqsam. (Compound word and its kinds).	II	10	1	1
11.	مرکب ناقص: مرکب اضافی، مرکب توصیفی، مرکب اشاری۔ Murakkab-e-Naqis: Murakkab-e-Izafi, Murakkab-e-Tauseefi, Murakkab-e-Ishari. (Incomplete Compound: Possessive Compound, Adjectival Compound, Demonstrative Compound).	II		2	4
12.	مرکب تام یا کلام: جملہ اسمیہ، جملہ فعلیہ۔ Murakkab-e-Taam ya Kalam, Jumlah Ismiyyah, Jumlah Fe'liyyah. (Complete Murakkab, or Sentence, Nominal Sentence, Verbal Sentence).	II		2	4
13.	فعل اور اس کی اقسام باعتبار زمانہ: ماضی، حال، مستقبل۔ Fe'l aur uski Aqam ba etebar-e-Zamana: Mazi, Hal, Mustaqbil. (Verb and its kinds according to Tense: Past, Present and Future).	II		1	1
14.	گردان ماضی اور اس کے صیغے۔ Gardan-e-Mazi aur uske Seeghe. (Conjugation of Past tense and its Moods)	II	15	1	2
15.	گردان مضارع اور اس کے صیغے۔ Gardan-e-Muzare aur uske Seeghe. (Conjugation of Indefinite Present and Future Tense and its Moods).	II		1	2
16.	فعل ثلاثی مجرد اور اس کے ابواب۔ Fe'l-e-Sulasi Mujarrad aur uske Abwab. (Triliteral Primitive Verb and its Patterns).	II		1	2
17.	فعل ثلاثی مزید اور اس کے ابواب۔ Fe'l-e-Sulasi Mazeed aur uske Abwab (Triliteral Derived Verb and its Patterns).	II		2	4
18.	فعل رباعی مجرد و مزید۔ Fe'l-e-Rubae Mujarrad wa Mazeed. (Quadriliteral Verb, Primitive and Derived)	II		1	1
19.	تقسیم فعل ماضی و مضارع باعتبار معروف و مجهول۔ Taqseem-e- Fe'l-e- Mazi-o- Muzare ba etebar-e Maroof-o- Majhool. (Division of Past and Indefinite Present Tense according to Active and Passive).	II		1	2
20.	گردان فعل امر و نہی۔ Gardan-e- Fe'l-e Amr-o- Nahi. (Conjugation of Imperative and Prohibitive Verb).	II		1	2

21.	<p>تقسیم اسم: جامد، مصدر و مشتق، اسم فاعل، اسم مفعول، اسم ظرف، اسم آلہ، اسم تفضیل، اسم مبالغہ، اسم تصغیر و صرف صغیر۔</p> <p>Taqseem-e-Ism: Jamid, Masder wa Mushtaq, Ism-e- Fa'el, Ism-e- Mafool, Ism-e- Zarf, Ism-e-Alah, Ism-e- Tafzeel wa Ism-e- Mubalaghah, Ism-e- Tasgheer wa Sarfe Sagheer.</p> <p>(Division of Noun: Primitive, Infinitive and Derivative, Active Participle, Passive Participle, Noun of Place and Time, Noun of Tool, Comparative and Superlative Noun and Exaggerative Noun, Diminutive Noun, and Small Conjugation)</p>	III	15	3	6
22.	<p>اعراب: تعریف و تقسیم، اعراب بالحروف، اعراب بالحرکات۔</p> <p>Ierab, Tareef-o-Taqseem, Ierab bil Huroof, Ierab bil Harakat.</p> <p>(Inflection Sign, its definition and division: by letters and by signs).</p>	III		1	2
23.	<p>مر فوعات، منصوبات، مجرورات۔</p> <p>Marfooat, Mansoobat, Majroorat.</p> <p>(Nominative Cases, Accusative Cases, Genitive Cases).</p>	III	05	2	6
24.	<p>ضمائر مرفوعہ، ضمائر مجرورہ، ضمائر منصوبہ، اسماء اشارہ، اسماء استفہام، اسماء موصولہ۔</p> <p>Zamair Marfooah, Majroorah-o- Mansoobah, Asma-e- Isharah, Asma-e-Istifham, Asma-e- Mausoolah.</p> <p>(Pronouns in Nominative, Accusative and Genitive Cases, Demonstrative Pronouns, Interrogative Pronouns, Relative Pronouns).</p>	III		2	4
25.	<p>عربی طبی اصطلاحات والفاظ کا جملوں میں استعمال۔</p> <p>Arabi Tibbi Istilahat-o-Alfaz ka Jumlon me Istemal.</p> <p>(Arabic Medical words and Terms and their uses in sentences).</p>				
	<p>i) اسماء اعضاء انسان و رطوبات بدن۔</p> <p>Asma-e-Aza-e-Insan wa Rutoobat-e-Badan.</p> <p>(Names of the Organs of Human Body and Body Fluids)</p>				
	<p>ii) اسماء امراض۔</p> <p>Asma-e-Amraz (Names of the Diseases)</p>	II	10	5	12
	<p>iii) اسماء آلات۔</p> <p>Asma-e-Alaat (Names of the Instruments and Equipments)</p>				
	<p>iv) اسماء ادویہ۔</p> <p>Asma-e-Advia</p> <p>(Names of Drugs)</p>				

v) طیبی اشعار۔

Tibbi Ash'ar (verses of Unani Tibb)

الطَّبُّ حِفْظُ صِحَّةٍ وَبَرَاءُ مَرَضٍ * مِنْ سَبَبٍ فِي بَدَنِ مُنْذُ عَرَضٍ
 قَسَمْتُهُ الْأُولَى بِعِلْمٍ وَعَمَلٍ * وَالْعِلْمُ فِي ثَلَاثَةٍ قَدْ اكْتَمَلَ
 سَبْعُ طَبِيبَاتٍ مِنَ الْأُمُورِ * وَسِتَّةٌ وَكُلُّهَا ضَرُورِي
 ثُمَّ ثَلَاثَةٌ سَطِرَتْ فِي الْكُتُبِ * مِنْ عَرَضٍ وَ مَرَضٍ وَ سَبَبٍ
 وَعَمَلُ الطَّبِّ عَلَى ضَرْبَيْنِ * فَوَاحِدٌ يُعْمَلُ بِالْيَدَيْنِ
 وَغَيْرُهُ يُعْمَلُ بِالذَّوَاءِ * وَمَا يُقَدَّرُ مِنَ الْغِذَاءِ
 فَعَرَّغَرْنِ وَاسْتَعْمِلِ السُّوَاكَا * تَنْظِفِ الْأَسْنَانَ وَالْأَخْنَاكَا
 لَا تَأْخُذِ الْمَاءَ عَلَى الطَّعَامِ * وَلَا عَلَى الْخُرُوجِ مِنْ حَمَامٍ
 وَالصَّدْرُ وَالرِّيَّةُ آيَاتُ النَّفْسِ * فَإِنْ نَصَحَ فَالْحَيَاةُ فِي حَرَسٍ
 وَاسْتَعْمِلِ الْحَمَامَ لِلأُوسَاخِ * وَلَا تَكُنْ مِنْ ذَلِكَ فِي تَرَاخٍ
 وَالْجِسْمُ يَحْتَاجُ إِلَى الْإِسْتِفْرَاغِ * مِنْ سَائِرِ الْأَعْضَاءِ وَالذِّمَاحِ
 أَمَا الرِّيَاضَاتُ فَمِنْهَا مُعْتَدِلٌ * وَيَنْبَغِي لِمِثْلِ ذَا أَنْ نَمْتَتِلَ
 فَإِنَّهَا تُعَدِّلُ الْأَبْدَانَا * تُخْرِجُ الْأَثْقَالَ وَالْأَدْرَانَا
 مِنْ بَلْعَمٍ وَمِرَّةٍ صَفْرَاءِ * وَمِنْ دِمٍ وَمِرَّةٍ سَوْدَاءِ
 الْجِسْمُ مَخْلُوقٌ مِنَ الْأَمْشَاجِ * مُخْتَلِفَاتِ اللَّوْنِ وَالْمِزَاجِ
 مَا قَهَرَ الْجِسْمَ فَمِنْ دَوَاءٍ * مِنْهَا وَمَا أَنْمَى فَمِنْ غِذَاءِ

Total:

60

120

Arabi Tibbi Istilahat (Supplement to Topic no. 25)

اسماء اعضاء ورطوبات بدن			
نمبر	الفاظ	معانى	انگریزی
1.	بَدَنٌ ج اَبْدَانٌ / جِسْمٌ ج اَجْسَامٌ	جسم	Body
2.	وَجْهٌ ج وُجُوهُ	چہرہ	Face
3.	رَأْسٌ ج رُؤُوسٌ	سر	Head

Skull	کھوپڑی	جُمُجْمَةٌ جَ جَمَاجِمٌ	4.
Hair	بال	شَعْرٌ و شَعْرَةٌ جَ اشْعَارٌ	5.
Eye	آنکھ	عَيْنٌ جَ عَيْنُونَ	6.
Eyeball	آنکھ کا ڈھیلا	مُقَلَّةٌ جَ مُقَلٌّ / مُقَلَاتٌ	7.
Eyelid	پپوٹا	جَفْنٌ جَ أَجْفَانٌ / جُفُونٌ	8.
Eyebrow	ابرو/بھویں	حَاجِبٌ جَ حَوَاجِبٌ	9.
Eyelash	پلک	هُدْبٌ جَ أَهْدَابٌ	10.
Ear	کان	أُذُنٌ جَ آذَانٌ	11.
Nose	ناک	أَنْفٌ جَ أَنْوْفٌ	12.
Nostril	نتھنا	مَنْخَرٌ جَ مَنْخِرٌ	13.
Mouth	منہ	فَمٌّ جَ أَفْوَاهٌ	14.
Lip	ہونٹ	شَفَاةٌ جَ شِفَاةٌ	15.
Tongue	زبان	لِسَانٌ جَ أَلْسِنَةٌ	16.
Tooth	دانت	سِنٌّ جَ أَسْنَانٌ	17.
Uvula	لوکی/کوا	لَهَاءٌ جَ لَهَوَاتٌ / لِهَاءٌ	18.
Forehead	پیشانی	جَبْهَةٌ جَ جِبَاهٌ/جَبِينٌ جَ جُبْنٌ	19.
Cheek	گال	خَدٌّ جَ خُدُودٌ	20.
Cheek	رخسار کا بھر اہوا حصہ	وَجْنَةٌ جَ وَجَنَاتٌ	21.
Jaw	جبرا	فَكٌّ جَ فُكُوكٌ	22.
Grinder/ Molar	داڑھ	ضِرْسٌ جَ أَضْرَاسٌ	23.
Neck	گردن	عُنُقٌ جَ أَعْنَاقٌ	24.
Hand	ہاتھ	يَدٌ جَ أَيْدِي	25.
Shoulder	کندھا/شانہ	كَتِفٌ جَ أَكْتِفَاتٌ	26.
Arm	بازو	ذِرَاعٌ جَ أذْرُعٌ	27.
Elbow	کھنی	مِرْفَقٌ جَ مِرَاقٌ	28.
Finger	انگلی	إِصْبَعٌ جَ أَصَابِعٌ	29.
Chest	سینہ	صَدْرٌ جَ صُدُورٌ	30.

Rib	پسلی	ضِلْعُ جِ أَضْلَاعٍ	31.
Breast	پستان	ثَدْيٍ جِ أَثْدَاءٍ	32.
Armpit	بغل	إِبْطٍ جِ أَبَاطٍ	33.
Abdomen	پیٹ	بَطْنٍ جِ بَطُونٍ	34.
Back	پیٹھ	ظَهْرٍ جِ ظُهُورٍ	35.
Leg	پیر	رِجْلٍ جِ أَرْجُلٍ	36.
Thigh	ران	فَخِذٍ جِ أَفْحَادٍ	37.
Hip	سرین	وَرَكٍ جِ أَوْرَاكٍ	38.
Knee	گھٹنہ	رُكْبَةٍ جِ رُكَبٍ	39.
Shank	پنڈلی	سَاقٍ جِ سَيْقَانٍ	40.
Ankle	ٹخنہ	كَعْبٍ جِ كُعُوبٍ	41.
Heel	ایڑی	عَقَبٍ جِ أَعْقَابٍ	42.
Foot	قدم	قَدَمٍ جِ أَقْدَامٍ	43.
Skin	کھال	جِلْدٍ جِ جُلُودٍ	44.
Flesh	گوشت	لَحْمٍ جِ لَحُومٍ	45.
Fat	چربی	شَحْمٍ جِ شَحُومٍ	46.
Nail	ناخن	ظُفْرٍ جِ أَظْفَارٍ	47.
Collarbone	گڈی	قَفَا جِ أَقْفَاءٍ	48.
Clavicle	ہنسی	تَرَقُوتَةٍ جِ تَرَاقِيٍّ	49.
Artery	آرٹری / ارگ شریان	شِرْيَانٍ جِ شَرَايِينٍ	50.
Vein	رگ ورید	وَرِيدٍ جِ أَوْرِدَةٍ	51.
Ligament	لیگمنٹ	رِبَاطٍ جِ أَرْبِطَةٍ	52.
Tendon	ٹنڈن	وَتَرٍ جِ أَوْتَارٍ	53.
Heart	دل	قَلْبٍ جِ قُلُوبٍ	54.
Liver	جگر / کلیجہ	كَبِدٍ جِ أَكْبَادٍ	55.
Kidney	گردہ	كُلْيَةِ جِ كُلْيٍ / كَلْيَاتٍ	56.
Lung	پھیپڑا	رِئَةٍ جِ رِئَاتٍ	57.

Intestine	آنت	مَعَى / مَعْي / مِعَاءُ جِ امْعَاءُ	58.
Gall bladder	پتہ	مَرَارَةٌ جِ مَرَارَاتُ / مَرَارٌ	59.
Bladder	مٹانہ	مَثَانَةٌ جِ مَثَانَاتُ	60.
Bone	ہڈی	عَظْمٌ جِ عِظَامٌ	61.
Vertebra	ریڑھ کی ہڈی	فَقْرَةٌ جِ فِقَارٌ	62.
Joint	جوڑ	مَفْصِلٌ جِ مَفَاصِلُ	63.
Nerve	پٹھا	عَصَبٌ جِ أَعْصَابٌ	64.
Uterus	بچہ دانی	رَحِمٌ جِ أَرْحَامٌ	65.
Muscle	عضلہ	عَضَلَةٌ جِ عَضَلَاتٌ	66.
Spleen	تلی	طِحَالٌ	67.
Membrane	جھلی	غِشَاءٌ جِ أَغْشِيَةٌ	68.
Capillaries	باریک رگیں	عُرُوقٌ شَعْرِيَّةٌ	69.
Blood	خون	دَمٌ جِ دِمَاءٌ	70.
Tears	آنسو	دَمْعٌ جِ دُمُوعٌ	71.
Sweat	پسینہ	عَرَقٌ	72.
Urine	پیشاب	بَوْلٌ	73.
Stool	پاخانہ	بِرَازٌ	74.
Saliva	تھوک	بُصَاقٌ / لُعَابٌ	75.
Mucus	ناک کی رطوبت	مُخَاطٌ	76.
Sputum	بلغم	بَلْغَمٌ	77.
Pus	پیپ	صَدِيدٌ / قَيْحٌ	78.
اسماء امراض			
Disease	بیماری	مَرَضٌ جِ امْرَاضٌ / دَاءٌ جِ ادْوَاءٌ / عِلَّةٌ جِ عِلَلٌ / سَقَمٌ جِ اسْقَامٌ	79.
Chronic disease	پرانا مرض	مَرَضٌ مُزْمِنٌ	80.
Acute disease	تازہ مرض	مَرَضٌ حَادٌ	81.

Headache	درد سر	صُدَاعٌ	82.
Fever	بخار	حُمَّى جِ حُمَيَاتٌ	83.
Cough	کھانسی	سُعَالٌ	84.
Common cold	زکام	زُكَامٌ	85.
Catarrh/ Cold	نزلہ/ سردی	نَزْلَةٌ / نَزْلَةٌ بَرْدٍ	86.
Pain	درد	وَجَعٌ جِ أَوْجَاعٌ / أَلَمٌ جِ أَلَمٌ	87.
Joints pain / Arthritis	جوڑوں کا درد	وَجَعُ الْمَفَاصِلِ / الْتِهَابُ الْمَفَاصِلِ	88.
Abdominal pain	پیٹ کا درد	أَلَمٌ بَطْنِيٌّ / أَلَمٌ فِي الْبَطْنِ	89.
Toothache	دانت کا درد	أَلَمُ الْأَسْنَانِ	90.
Inflammation	جلن کے ساتھ سوجن	الْتِهَابٌ جِ الْتِهَابَاتٌ	91.
Sore throat	گلے کا درد	الْتِهَابُ الْحَنَجْرَةِ / وَجَعُ الْحَلَقِ	92.
Swelling	ورم/ سوجن	وَرَمٌ جِ أَوْرَامٌ	93.
Infection	چھوت/ آلودگی/ بیماری لگ جانا	عَدْوَى / عَفْوَنَةٌ	94.
Loose motion	دست	إِسْهَالٌ	95.
Constipation	قبض	إِمْسَاكٌ	96.
Giddiness	چکر	دُورٌ	97.
Nausea	متلی	عَثْيَانٌ	98.
Vomit	اُلٹی	قَيْءٌ	99.
Hiccup	بچکی	فُوقٌ	100
Blood pressure	بلڈ پریشر/ فشارِ خون	ضَعَطُ الدَّمِ	101
Diabetes	ذیابیطس	مَرَضُ السُّكَّرِيِّ / دَاءُ السُّكَّرِيِّ	102
Jaundice	پیلیا	يَرْقَانٌ	103
Urarthritis / Gout	گھٹیا	نِفْرَسٌ	104
Tetanus	ٹیٹنس	كُزَاؤٌ	105
Eilepsy	مرگی	صَرَغٌ	106
Tuberculosis / TB	ٹی بی کی بیماری	مَرَضُ السَّلِّ سَلٌّ / دِقٌّ / دَرَنْ	107

Kidney stone	گردے کی پتھری	حَصَاةُ الكَلْبِيَّةِ	108
Itching	خارش / کھجلی	حَاكٌ	109
Cancer	کینسر	سَرَطَانٌ	110
Paralysis	فالج / لقوہ	شَلَلٌ / فَالِجٌ	111
Deafness	بہرہ پن	وَقْرٌ / صَمَمٌ	112
Indigestion	بد ہضمی	تُخْمَةٌ	113
Injury	زخم	جُرْحٌ جِ جُرُوحٌ	114
Wound	زخم	فُرْحٌ / فَرْحٌ جِ فُرُوحٌ	115
Abscess	پھوڑا	خُرَاجٌ	116
Pimples	پھنسی	بَثْرَةٌ جِ بَثْرَاتٌ / بُثُورٌ	117
Anemia	خون کی کمی	فَقْرُ الدِّمِ	118
Insomnia	بے خوابی / نیند نہ آنا	أَرَقٌ	119
Asthma	دمہ	رَبْوٌ	120
Leprosy	کوڑھ	جُذَامٌ	121
Measles	خسرہ نکلنا	حَصْبَةٌ	122
Epidemic	وباء	وَبَاءٌ جِ أُوْبِيَّةٌ	123
Pandemic	بڑی وباء	جَائِحَةٌ جِ جَوَائِحٌ	124
Plague	طاعون	طَاعُونٌ	125
Coronavirus	کورونا وائرس	فَيْرُوسُ كُورُونَا	126
Piles/ Hemorrhoids	بواسیر	بَوَاسِيرٌ	127
اسماء آلات			
Thermometer	تھرمامیٹر	مِقْيَاسُ الحَرَارَةِ	128
Stethoscope	صدر میں / آلہ	سَمَاعَةٌ / سَمَاعَةٌ طِبِّيَّةٌ مِسْمَعُ الصَّدْرِ	129
Sphygmomanometer / BP Instrument	بلڈ پریشر کا آلہ	مِقْيَاسُ ضَغْطِ الدَّمِ	130
Pulsometer	نبض چیک کرنے کا آلہ	مِقْيَاسُ النُّبْضِ	131
Cautery instrument	داغ لگانے کا آلہ	مَكْوَاةٌ جِ مَكَاوِي	132

Lancet/ Fleam	نشر	شَرَطٌ / مِشْرَطٌ	133
	بچھنہ لگانے کا آلہ	مِحْجَمَةٌ ج مَحَاجِمٌ	134
Syringe	انجیکشن کی پچکاری	مِحْفَنَةٌ ج مَحَافِنٌ	135
Needle	سوئی	إِبْرَةٌ ج إِبْرٌ	136
Stretcher	اسٹریچر	نَقَالَةُ الْمَرْضَى	137
Wheel chair	پہیے دار کرسی	كُرْسِيٌّ مُتَحَرِّكٌ	138
Ambulance	ایمبولینس	سَيَّارَةٌ الْإِسْعَافِ	139
First aid box	فرسٹ ایڈ بکس	صَنْدُوقُ الْإِسْعَافَاتِ الْأُولِيَّةِ	140
Operation theater	آپریشن تھیٹر	مُدْرَجُ الْعَمَلِيَّاتِ الْجَرَّاحِيَّةِ	141
Sieve	چھلنی	غَرْبَالٌ ج غَرَابِيلٌ	142
Key	کنجی / چابی	مِفْتَاحٌ ج مَفَاتِيحٌ	143
اسماء ادویہ			
Medicine/ Drug	دوا	دَوَاءٌ ج أدْوِيَّةٌ	144
Herbal drugs	جڑی بوٹیاں	عَقَارٌ ج عَقَاقِيرٌ	145
Tablet/Pill	گولی	حَبَّةٌ ج حُبُوبٌ / قُرْصٌ ج أَقْرَاصٌ	146
Syrup	پینے کی دوا	شَرَابٌ / مَشْرُوبٌ	147
Injection	انجیکشن	حُقْنَةٌ	148
Enema	لینا	حُقْنَةُ شَرَجِيَّةٍ	149
Dressing	پٹی	عِصَابَةٌ	150
Bandage	لیپ	ضِمَادٌ	151
Oil	روغن	دُهْنٌ	152
	بنفشہ	بِنْفَسَجٌ	153
	السی	كَتَّانٌ	154
Clove / Caryophyllata	لونگ	قَرْنَفَلٌ	155
Cardamom	اللاچھی	هَيْلٌ	156
Turmeric/ Curcuma	ہلدی	كُرْكُمٌ	157

Pepper	مرچ	فُلْفُل	158
Juice	عرق	عُصَارَةٌ / عَصِيرٌ ج عَصَائِرُ	159
Decoction	جوشانده	طَبِيخٌ	160
	خیسانده	نَقُوعٌ	161
Linctus	چھنی	لَعُوقٌ	162
Powder	سُفوف	مَسْحُوقٌ	163
Alum	پھٹکری	الشَّبَبُ الِیْمَانِيُّ	164
Massage	مالش کرنا	الدَّلْكُ / التَّدْلِيكُ	165
Cupping	جامہ لگانا	الْحِجَامَةُ	166
Venesection	فصد کھلوانا/پچھنہ لگانا	الفَصْدُ	167
Leaching	جونک لگانا	إِرْسَالُ الْعَلَقِ / التَّغْلِيْقُ	168
دیگر متفرق طبی اصطلاحات			
Patient / Ill / Sick	بیمار	مَرِيضٌ ج مَرَضِيٌّ	169
Injured	زخمی	جَرِيحٌ ج جَرَحِيٌّ	170
Doctor	ڈاکٹر	طَبِيبٌ ج أَطْبَاءٌ	171
Nurse	نرس	مُمَرِّضَةٌ ج مُمَرِّضَاتٌ	172
Hospital	ہسپتال	مُسْتَشْفَى ج مُسْتَشْفَيَاتٌ	173
Clinic	کلینک	مُسْتَوْصَفٌ ج مُسْتَوْصَفَاتٌ	174
Pharmacy / Medical store/ Chemist shop	ڈرگ اسٹور/ میڈیکل اسٹور/ فارمیسی	صَيْدَلَانِيَّةٌ ج صَيْدَلَانِيَّاتٌ	175
Chemist	کیمسٹ/دو فروش	صَيْدَلَانِيٌّ ج صَيْدَلَانِيُّونَ	176
Pregnant	حاملہ	حُبْلَى / حَامِلٌ	177
Barren/ Infertile/ Childless	بانجھ	عَاقِرٌ	178
Suckling/ Breast feeding (mother)	دودھ پلانے والی	مُرْضِعٌ	179
Foetus	بچہ جو پیٹ میں ہو	جَنِينٌ ج أَجِنَّةٌ	180
Deaf	بہرہ	أَصَمٌّ م صَمَاءٌ ج صُمٌّ	181

Dumb	گونگا	أَبْكُم م بَكْمَاء ج بُكْم	182
Blind	اندھا/ناہینا	أَعْمَى م عَمِيَاء ج عُمِي	183
Lame	لنگڑا	أَعْرَجُ م عَزَجَاء ج عُرْجُ	184
Humpback	کبرڑا	أَحْدَبُ م حَدْبَاء ج حُدْبُ	185
One-eyed	کانا/ایک آنکھ والا	أَعْوَرُ م عَوْرَاء ج عَوْرُ	186

Table 2: Contents of Urdu, Arabic and Mantiq wa Falsafa – (Paper II - Mantiq wa Falsafa)

	A2 List of Topics UNIUG-UAMF	B2 Term	C2 Marks	D2 Lecture hours	E2 Non- Lecture hours
	Mantiq				
1	تعریف، موضوع اور غرض و غایت۔ Tareef, Mauzu, aur Gharaz-o- Ghayat. (Definition, Aims and Objectives).	II	10	1	2
2	علم اور ادراک، اقسام علم، تصور و تصدیق اور ان کی اقسام۔ Ilm aur Idrak, Aqsam-e- Ilm, Tasawwur-o- Tasdeeq aur unki Aqsam. (Knowledge and Perception, Kinds of Knowledge, Imagination and Judgement and their classification).	II		1	2
3	معرف یا قول شارح، دلیل یا حجت۔ Mu'arrif ya Qawl-e- Shaareh, Daleel ya Hujjat. (Definer or Explanatory Statement, Evidence or Argument)	II	15	1	2
4	دالالت کی تعریف و تقسیم، لفظ کی تعریف و تقسیم۔ Dalaalat ki Tareef-o- Taqseem, Lafz ki Tareef-o- Taqseem. (Denotation: its definition and classification, Word: its definition and classification).	II		2	4
5	مفہوم مجردی و کلی مع اقسام، نسب اربعہ۔ Mafhoom-e- Juzi wa Kulli mae Aqsam, Nisab-e- Arba'ah. (Conception, Specific/Particular and general and their kinds, Four Relations)	II	15	2	4
6	قضایا: قضیہ حملیہ کی جملہ اقسام، قضیہ شرطیہ کی دو قسمیں: متصلہ و منفصلہ۔ Qazaya: Qaziyyah Hamliyyah ki jumla Aqsam, Qaziyyah Shartiyyah ki dow Qismen: Muttasilah-o- Munfasilah. (Propositions, Clause and its kinds, Conditional Clause and its two kinds viz. Attached and Detached Clause).	II	5	2	4
7	تناقض، وحدات ثمانیہ اور عکس۔ Tanaquz, Wehdaat-e- Samaniyah, and Aks (Contradiction, its eight Unities, and Reversion)	II	10	1	2

8	حجت کی اقسام، قیاس، تمثیل، قیاس کی قسمیں۔ Hujjat ki Aqşam, Qiyas, Istiqra, Tamseel, Qiyas ki Qismein. (Division of Arguments, Analogy, Induction, Allegory, and Kinds of Analogy).	II		4	8
Falsafa (Philosophy)					
9	حکمت، تعریف و تقسیم، موضوع اور غرض و غایت۔ Hikmat, Tareef-o- Taqseem, Mauzu aur Gharaz-o- Ghayat. (Philosophy, its Definition and kinds, Aims and objectives).	II	20	1	3
10	جسم، جسم طبعی، جسم تعلیمی، ہیولی، صورت جسمیہ، صورت نوعیہ کی تعریف۔ Jism, Jism-e- Taba'i, Jism-e- Taleemi, Heula, Surat-e- Jismiyyah, Surat-e- Nauiyyah ki Tareef. (Body, Physical Body, Educational Body, Matter, Shape, Definition of Body Shape and Species Shape).	II		1	2
11	مکان، چیز اور شکل کی تعریف۔ Makan, Hayyiz aur Shaki ki Tareef. (Definition of Space, Locus and Shape).	II		1	2
12	حرکت و سکون کی تعریف، غرض و غایت، اقسام و شرائط۔ Harakat wa Sukoon ki Tareef, Gharaz-o- Ghayat, Aqşam-o- Sharaayit. (Motion and Rest, their Definitions, Aims and Objectives, Kinds and Conditions).	II		1	3
13	مقولات عشر، زمانہ کی تعریف و توضیح۔ Maqoolat-e- Ashar, Zamanah ki Tareef-o- Tauzeeh. (Ten Categories, Definition of Time and its explanation).	II		1	2
14	عناصر کی تعریف، اقسام، کیفیات و مزاج (اجمالی بیان)۔ Anasir ki Tareef, Aqşam, Kaifiyyaat-o- Mizaaj. (Definition of Elements, Kinds, Conditions and Temperament (With brief description)).	III	10	1	2
15	کون و فساد، مرکبات تامہ، جمادات، نباتات، نفس نباتی، نفس حیوانی، نفس ناطقہ اور ان کے ماتحت کام کرنے والی قوتیں، مرکبات ناقص کی تعریف مع امثال۔ Kaun-o- Fasad, Murakkabat-e- Tammah, Jamadat, Nabatat. Wa Nafse Nabati, Nafse Haiwani, Nafse Natiqah aur unke matehat kaam karne wali Quwwatein, Murakkabat-e- Naqisa ki Tareef mae Amsal. (Anabolism and Catabolism, Complete Compounds, Minerals, Plants and Botanical Being, Animal Soul, Human Soul and Faculties working under them. Definition of Incomplete Compounds along with examples).	III		5	10
Hay'at (Astronomy)					
16	علم ہیئت کی تعریف اور طب سے اس کا تعلق۔ Ilm-e- Hay'at ki Tareef, aur Tib se uska Ta'alluq. (Definition of Astronomy and its relation with Medicine).	III	10	1	1

17	کرہ، قطبین، خط سرطان، خط جدی، خط استواء، منطقہ البروج۔ Kurah, Qutbain, Khatte Sartaan, Khatte Jaddi, Khatte Istiwa, Mintaqatul Burooj. (Globe, Earth Poles, Tropic of Cancer, Tropic of Capricorn, Equator, Zodiac Line).	III		1	2
18	دائرہ معدلانہار، دائرہ نصف النہار۔ Dairah Muaddilun Nahar, Dairah Nisf-un- Nahar. (Meridian Circle, Mid-Day Circle).	III		1	1
Ibtedai Ilm-un-Nafs (Elementary Psychology)					
19	علم النفس کی تعریف و اقسام۔ Ilm-un-Nafs ki Tareef-o- Aqsam. (Psychology, its Definitions and Kinds)	III		1	2
20	علم النفس اور علم طب کا باہمی ربط، احساس، ادراک، مشاہدہ اور توجہ کا تعارف۔ Ilm-un-Nafs aur Ilm-e- Tib ka Bahami Rabt. Ehsas, Idrak, Mushahidah, aur Tawajjuh ka ta'arruf. (Description of Interrelation between Psychology and Medicine. Introduction of Feelings, Perception, Observation and Attention).	III	5	1	2
Total:				30	60

Total lecture hours (Paper-I and Paper-II) : 60 (P-I Urdu 30+Arabic 30)+(P-II)30= 90
Total Non lecture hours (Paper-I and Paper-II) : 120 (P-I Urdu 60+Arabic 60)+(P-II)+60= 180

Table 3: Learning objectives of Urdu, Arabic and Mantiq wa Falsafa UNIUG-UAMF (Paper I – Urdu and Arabic)

A3 Course outcome	B3 Learning Objective (At the end of the session, the students should be able to)	C3 Domain/Sub	D3 Must to know/de sirable to know/Ni ce to know	E3 Level Does/sho ws/ Knows how/ Knows	F3 T-L method	G3 Assess ment	H3 Formative /summativ e	I3 Term	J3 Integrati on
<p>Topic 1- Huroof-e- Tahajji, Huroof ki Mufrad aur Murakkab Shaklen, Huroof ki Ibtidai, darmiyani aur Akhri Shaklen, Hakari shaklen, Ham Saut Huroof, Musawwate aur musammate, Huroof ki Aqsaam-Rabt, Atf, Takhsees, Fujaiyyah, Waw Madoola, waw Atf, Khada Alif, Alif Maqsoora, Alif Mamdooda Alif wasl. Erab, Tanween, Tashdeed, Mad, Harfe Jaza, Harfe Shart, Harfe Istisna. (Lecture:- 4 hour, Non lecture 8 hours)</p>									
CO1	Identify Huroof-e-Tahajji by reading and writing them.	Cognitive/R ecall	MK	Knows	Lecture, Tutorial,	Writte n/ Viva	F	I	
CO1	Differentiate between the Musawwate (Vowel) and Musammate (Consonant) through reading and writing.	Cognitive/R ecall	DK	Knows how	Lecture, Audio Lingual method,	Writte n/ Viva	F	I	
CO1	Identify the Ham Sout Huroof, describe the Huroof that have similar sound, as well as those which despit having similar sound bear difference in pronunciation.	Cognitive/R ecall	DK	Knows	Audio Lingual method.	Writte n/ Viva	F	I	
CO1	Describe Hakari Huroof with correct pronunciation and write them correctly through dictation.	Cognitive/R ecall	MK	Knows	Lecture.	Writte n/ Viva	F & S	I	

CO1	Identify Mufrad and Murakkab Huroof, and describe the beginning, middle and last forms of Huroof through reading and writing. And define those Huroof whose beginning, middle and last forms are similar.	Cognitive/Recall	MK	Knows	Problem Solving method	Written/ Viva	F & S	I	
CO1	Define Rabt, Atf, Takhsees, Fujaaiyyah, waw Madoola, waw Atf, khada alif, alif Maqsoora, alif wasl, and describe their usages through writing and reading.	Cognitive/Recall	MK	Knows how	Lecture, Problem Solving method	Written/ Viva	F & S	I	
CO1	Demonstrate the comprehension of Erab i.e. Zabar, Zer, Pesh, Ulta Pesh and Jazm by reading out texts.	Cognitive/Application	DK	Knows how	Group discussion, E-learning.	Written/ Viva	F & S	I	

Topic 2- Lafz (Kalma)- Maddah – Ishtiqaq – Do Harfi Lfz, She Harfi Lafz, Chahaar Harfi Lfz- Ism aur Uski Qismen- Fe'l aur uski Halaten- Zameer aur uski Qismen- Sifat aur uski Qismen. Qawaid: Mufrad Lafz- Pecheeda Lafz- Murakkab Lafz- Taradufi Murakkab, Murakkabate Rabti, Murakkabate Tauseefi, Murakkabate Adadi- Tabe Muhmal, Izafat, Tasniya, Wahid/Jama, Tazkeer wa Tanees (Jins), Azdaad, Sabqe aur Laheqe.

(Lecture:- 4 hour, Non lecture 8 hours)

CO2, CO3, CO4	Define Mufrad Lafz, explain it by examples and demonstrate it through reading and dictation writing.	Cognitive/Recall	MK	Knows	Lecture, Tutorial,	Written/ Viva	F & S	I	
CO2, CO3, CO4	Define Pecheeda Lafz, explain it by examples and demonstrate it through reading and dictation writing.	Cognitive/Comprehension	MK	Knows how	Lecture, E-learning.	Written/ Viva	F & S	I	
CO2, CO3, CO4	Describe the main difference between Mufrad Lafz and Pecheeda Lafz.	Cognitive/Comprehension	MK	Knows how	Lecture, Group discussion, E-learning.	Written/ Viva	F & S	I	
CO2, CO3, CO4	Define Murakkab Lafz and explain its different forms through examples and explain the main difference between Mufrad, Pecheeda and Murakkab Alfaaz.	Cognitive/Recall	MK	Knows how	Lecture, Tutorial.	Written/ Viva	F & S	I	

CO2, CO3, CO4	Identify Taradufi Murakkab, Murakkabat e Rabti, Murakkabat eTauseefi and Murakkabat e Adadi.	Cognitive/Recall	MK	Knows how	Lecture, E-learning.	Written/ Viva	F & S	I	
CO2, CO3, CO4	Define Tabe Muhmal and explain it by examples.	Cognitive/Comprehension	MK	Knows how	Lecture, Tutorial, E-learning.	Written/ Viva	F & S	I	
CO2, CO3, CO4	Define Izafat, explain Muzaf, Muzaf ilaih and Harfe Izafat, Izafat Harfi/Lafzi, Izafate Erabi and the ways of Izafat of Persian and Arabic languages.	Cognitive/Comprehension	MK	Knows how	Lecture, E-learning, Group Discussion.	Written/ Viva	F & S	I	
CO2, CO3, CO4	Describe the ways of making Wahid, Tasniya and Jama through examples.	Cognitive/Recall	MK	Knows how	Lecture, E-learning, Group Discussion.	Written/ Viva	F & S	I	
CO2, CO3, CO4	Define Muzakkar and Muannas, explain the ways and rules of formulating Muzakkar and Muannas and mention their principles in Persian and Arabic languages, especially as per what is prevalent and used in Urdu.	Cognitive/Recall	MK	Knows how	Lecture, E-learning, Group Discussion.	Written/ Viva	F & S	I	
CO2, CO3, CO4	Define Zid, identify its kinds and explain the difference between Mutazaad Mukhalif, Mutazaad Jinsi and Mutazaad Mutaradifi by examples.	Cognitive/Recall	MK	Knows how	Lecture, E-learning, Group Discussion.	Written/ Viva	F & S	I	
Topic 3- Mustaqil Alfaaz ki qismen: Ism, Sifat, Zameer, Fe'l, Tameez, Ism ki Aqsaam: Ism Khas, Ism Aam, Ism Aam ki Aqsaam: Ism kifiyat, Ism Jama, Isme Zarf, Ism Aala, Sifat ki Aqsaam : Sifat Zati, Safat Nisbti, Sifat Adadi, Sifat Miqdaari, Sifat Zameeri, Zameer ki Aqsaam: Shakhsi, Mausoola, istifhamiya, Ishara, Tankeer. (Lecture:- 4 hour, Non lecture 8 hours)									
CO2, CO3, CO4	Identify Mustaqil Alfaaz, explain their kinds i.e. Ism, Sifat, Zameer, Feal and Tameez.	Cognitive/Recall	DK	Knows how	Lecture.	Written/ Viva	F & S	I	

CO2, CO3, CO4	Define Ism, identify its kinds, differentiate between Ism Aam and Ism Khaas, and explain Ism Kaifiyat, Ism Jama, Ism Zarf and Ism Aala by examples.	Cognitive/Comprehension	MK	Knows how	Lecture, Tutorial.	Written/ Viva	F & S	I	
CO2, CO3, CO4	Define Sifat, identify its kinds, and explain Sifat Zati, Sifat Nisbati, Sifat Adadi, Sifat Miqdari and Sifat Zameeri.	Cognitive/Recall	MK	Knows how	Lecture, E-learning, Group Discussion.	Written/ Viva	F & S	I	
CO2, CO3, CO4	Define Zameer, identify its kinds and explain Zameer Shakhsi, Zameer Mausoola, Zameer Istifhamiya, Zameer Ishara and Zameer Tankeeri.	Cognitive/Recall	MK	Knows how	Lecture, E-learning, Group Discussion.	Written/ Viva	F & S	I	
<p>Topic 4- Fe'l ke Zamane: Mazi, Hal, Mustaqbil, Fe'l ki Halaten Mana ke Etebar se:lazim, Muta'addi, Naqis, Fe'l ki Surten: Khabari, Sharti, Ehtemali, Amri and Masdari, Fe'l ke Seghe: Ghaib, Hazir, Mutakallim, Afaal Mazi ki Aqsaam: Mazi Mutlaq, Mazi Natamaam, Mazi Tamaam, Mazi Shartiya, Mazi Tamannai, Mazi Ehtemali, Afaal Hal ki Aqsaam: Muzare, Amr, Hal Mutlaq, Hal Natamaam, Hal Ehtemali, Afaal Mustaqbil ki Aqsaam: Mustaqbil Mutlaq, Mustaqbil Madaami.Ghair Mustaqil Alfaaz ki Qismen: Rabt, Atf, Takhsees, Fujaiyah. (Lecture:- 4 hour, Non lecture 8 hours)</p>									
CO2, CO3, CO4	Define Murakkab Naqis and its kinds.	Cognitive/Recall	DK	Knows how	Lecture.	Written/ Viva	F & S	I	
CO2, CO3, CO4	Define Feal, describe its tenses i.e. Mazi, Hal, Mustaqbil, identify its conditions in terms of meaning i.e. Lazim, Mutaaddi and Naqqis, explain its forms i.e. Khabari, Sharti, Ehtemali, Amri and Masdari, and describe its Seeghe I.e. Ghaib, Hazir and Mutakallim .	Cognitive/Application	MK	Knows how	Lecture, Problem Solving method, Group Discussion.	Written/ Viva	F & S	I	
CO2, CO3, CO4	Explain in detail the kinds of Afaal Mazi i.e. Mazi Mutlaq, Mazi Natamaam, Mazi Tamaam, Mazi Sharti, Mazi Tamannai, Mazi Ehtemali.	Cognitive/Recall	MK	Knows how	Lecture, E-learning.	Written/ Viva	F & S	I	

CO2, CO3, CO4	Give the detailed explanation of Afaal Hal's kinds i.e. Muzare, Amr, Hal Mutlaq, Hal Natamaam, Hal Ehtemali	Cognitive/A pplication	MK	Knows how	Team Based Learning.	Writte n/ Viva	F & S	I	
CO2, CO3, CO4	Explain the kinds of Aafaal Mustaqbili.e. Mustaqbil Mutlaq, Mustaqbil Mudaami.	Cognitive/C omprehensi on	MK	Knows how	Lecture, Problem Solving method.	Writte n/Viv a	F & S	I	
CO2, CO3, CO4	Demonstrate proficiency in application of all the grammatical rules of Murakkab Tauseefi.	Cognitive/A pplication	MK	Knows how	Team Based Learning. Peer Assisted Learning, Group Discussion.	Writte n/Viv a	F & S	I	
CO2, CO3, CO4	Analyze Murakkab Ishari by explaining Musharun ilaih being used with Al and without Al.	Cognitive/C omprehensi on	DK	Knows how	Lecture, E-learning.	Writte n/Viv a	F & S	I	
CO2, CO3, CO4	Define Ghair Mustaqil Alfaaz, describe their kinds, explain Rabt, Atf, Takhsees, Fujaiyah by examples.	Cognitive/A pplication	DK	Knows how	Team Based Learning. Peer Assisted Learning, Group Discussion.	Writte n/Viv a	F & S	I	
Topic 5- Jumla: Mufrad Jumla- Muftada, Khabar, Fe'le Rabt.Murakkab Jumla: Ham Rutba Jumla, Tabe Jumla, Istidraki Jumla, Tardeedi Jumla,Alaamaat: Auqaaf ya Waqfa, Sakta, Waqfa, Rabta, Tafseela, Khatma, Sawalia, Fujaiya, ya Nidaiya, Qousain, Khat, Wawain, Zanjeerah. (Lecture:- 5 hour, Non lecture 10 hours)									
CO2, CO4	Define Jumla, identify its components and their proper order i.e. Muftada, Khabar and Feal e Rabt.	Cognitive/R ecall	DK	Knows how	Lecture, E-learning.	Writte n/Viv a	F & S	I	

CO2, CO4	Define Mufrad and Jumla and explain the difference between them.	Cognitive/C omprehensi on	MK	Knows how	Team Based Learning. Peer Assisted Learning, Group Discussion.	Writte n/Viv a	F & S	I	
CO2, CO4	Explain the Khabar as well as feal, Faail, Mafuool and Muta'alliq e Feal.	Cognitive/C omprehensi on	MK	Knows how	Lecture, Problem Solving method.	Writte n/Viv a	F & S	I	
CO2, CO4	Explain Murakkab Jumla, Ham Rutba Jumla, Tabe Jumla, Istidraki Jumla, Tardeedi Jumla.	Cognitive/R ecall	MK	Knows how	Lecture, E-learning, Group Discussion.	Writte n/ Viva	F & S	I	
CO2, CO4	Illustrate Saada and Khabaria Jumle by writing examples.	Cognitive/R ecall	MK	Knows how	Lecture, E-learning, Group Discussion.	Writte n/ Viva	F & S	I	
CO2, CO4	Define Alaamaat, explain different forms of Alaamaat i.e. Auqaaf or Waqfa- Sakta, Waqfa, Raabta, Tafseela, Khatma, Sawalia, Fujaiya, Nidaiya, and identify different ways of their usages.	Cognitive/R ecall	MK	Knows how	Lecture, E-learning, Group Discussion.	Writte n/ Viva	F & S	I	
CO2, CO4	Illustrate also Alaamaat like Qousain, Khat, Wawain, Zanjeerah, and the ways of their usages by writing examples.	Cognitive/R ecall	MK	Knows how	Lecture, E-learning, Group Discussion.	Writte n/ Viva	F & S	I	

Topic 6- Nazm-o-Nasr ke Chand Muntakhab Abwab:(Ghazal: Meer- Ulti Ho Gain Sab Tadbeeran, Ghalib- Dile Nadan Tujhe Huwa kiya Hai, Tarana Hindi- Allama Iqbal, Nazm: Raat- Ismail Merathi,Aawarah- Majaz, Khat Mir Mehdi ke Naam-Ghalib, Nazime Jahan Hakeem Azam Khan, Hakeem Ajmal Khan, Warzish ke Tareeqe aur Hidayaat, Tibbi Ash'aar, Marsiya Hakeem Mahmood Khan- Altaf Husain Haali, Tib ka Tareekhi Khaaka-Kamaluddin Hamdani, Rusoom wo Aadaat- Sir Syed, Eidgaah- Prem Chand, Qissa Hatim Tai- Meer Amman)
(Lecture: -9 hour, Non lecture 18 hours)

CO2, CO4	Identify the sentences and analyse their structures	Cognitive/Recall	MK	Knows how	Lecture, E-learning, Group Discussion.	Written/ Viva	F & S	I	
CO2, CO4	Recognize different kinds of Urdu texts	Cognitive/Recall	MK	Knows how	Lecture, E-learning, Group Discussion.	Written/ Viva	F & S	I	
CO2, CO4	Define the verse and prose and explain the distinguishing differences between them	Cognitive/Recall	MK	Knows how	Lecture, E-learning.	Written/ Viva	F & S	I	
CO2, CO4	Demonstrate good understanding of the language through reading and writing	Cognitive/Comprehend	MK	Knows how/Shows how	Lecture, E-learning, Group Discussion.	Written/ Viva	F & S	I	
CO2, CO4	Demonstrate the capability of using literary words of the language	Cognitive/Comprehend	MK	Knows how	Lecture, E-learning, Group Discussion.	Written/ Viva	F & S	I	

Topic 7 - Huroof-e-Hijaa, Huroofe Shamsiyyah wa Qamariyyah, Asma-e-Harakat wa Adaad.

(Lecture:- 1 hour, Non lecture 1 hours)

CO1	Identify, read and write Huroof-e-Hijaa, join the Huroof with correct Harakat, and distinguish between Huroof-e Shamsiyyah and Qamariyyah.	Cognitive/Recall	MK	Knows	Lecture, Tutorial, Bilingual method.	Written/ Viva	F	I	
CO1	Describe Arabic numerals; differentiate between the cardinal and ordinal numbers.	Cognitive/Recall	MK	Knows how	Lecture, Tutorial, Audio Lingual method, Total Physical Response.	Written/ Viva	F	I	

CO1	Enumerate the numbers up to the hundred.	Cognitive/Recall	DK	Knows	Audio Lingual method, Natural Approach.	Written/ Viva/ Quiz/ puzzles	F	I	
Topic 8 -Kalimah aur uski Aqsaam, Ism, Fe'l, Harf. (Lecture:- 1 hour, Non lecture 1 hours)									
CO1	Identify Kalimah as a single meaningful unit of the sentence.	Cognitive/Recall	DK	Knows	Lecture, Bilingual method.	Written/ Viva	F & S	I	
CO1	Define and distinguish each kind of Kalimah.	Cognitive/Recall	MY	Knows	Tutorial, Problem Solving method	Written/ Viva	F & S	I	
CO1	Identify and enumerate the signs of noun, verb and particle.	Cognitive/Recall	DK	Knows how	Lecture, Problem Solving method	Written/ Viva	F & S	I	
CO1	Demonstrate the comprehension of the signs of each kind of Kalima by examples.	Cognitive/Application	DK	Knows how	Structural Approach, E-learning.	Written/ Viva	F & S	I	
Topic 9 - Ism ki Taqseem balehaz-e- Tareef-o-Tankeer, balehaz-e-Jins, balehaz-e-Adad (Lecture:- 1 hours, Non lecture 3 hours)									
CO1	Identify the bases of the noun classification.	Cognitive/Recall	NK	Knows	Lecture, Tutorial,	Written/ Viva	F& S	I	
CO1	Explain the difference between Marifa and Nakira.	Cognitive/Comprehension	MK	Knows how	Lecture, Bilingual method, E-learning.	Written/ Viva	F & S	I	
CO1	Define and distinguish masculine and feminine words.	Cognitive/Comprehension	MK	Knows how	Lecture, Group discussion, E-learning.	Written/ Viva	F & S	I	

CO1	Enumerate the signs of the word's femininity.	Cognitive/Recall	MK	Knows how	Lecture, Tutorial, Structural Approach.	Written/ Viva	F & S	I	
CO1	Identify the singular and plural nouns.	Cognitive/Recall	MK	Knows how	Lecture, Structural Approach, E-learning.	Written/ Viva	F & S	I	
CO1	Classify and distinguish the types of plural nouns.	Cognitive/Comprehension	MK	Knows how	Lecture, Tutorial, Structural Approach, E-learning.	Written/ Viva	F & S	I	
CO1	Identify Jama Muzakkar Salim and Jama Muannas Salim.	Cognitive/Comprehension	MK	Knows how	Lecture, Structural Approach, E-learning, Group Discussion.	Written/ Viva	F & S	I	

Topic 10 - Murakkab aur uski Aqsam.(Lecture:- 1 hour, Non lecture 1 hour)

CO1	Identify Compound word (Murakkab).	Cognitive/Recall	DK	Knows how	Lecture.	Written/ Viva	F & S	I	
CO1	Classify the compound into complete (Taam) and incomplete (Naqis).	Cognitive/Comprehension	MK	Knows how	Lecture, Tutorial.	Written/ Viva	F & S	I	

Topic 11 - Murakkab-e- Naqis, Murakkab-e-Izafi, Murakkab-e-Tauseefi, Murakkab-e-Ishari.

(Lecture:- 2 hours, Non lecture 4 hours)

CO1	Define Murakkab Naqis and its kinds.	Cognitive/Recall	DK	Knows how	Lecture.	Written/ Viva	F & S	I	
CO1	Analyse Murakkab Izafi distinguishing Muzaf and Muzaf ilaih.	Cognitive/Application	MK	Knows how	Lecture, Bilingual method, Problem Solving method.	Written/ Viva	F & S	I	

CO1	Enumerate the grammatical rules of both.	Cognitive/Recall	MK	Knows how	Lecture, Bilingual method, E-learning.	Written/Viva	F & S	I	
CO1	Produce examples of Murakkab Izafi.	Cognitive/Application	MK	Knows how	Team Based Learning.	Written/Viva	F & S	I	
CO1	Analyse Murakkab Tauseefi distinguishing Mausooof and Sifat.	Cognitive/Comprehension	MK	Knows how	Lecture, Bilingual method, Problem Solving method.	Written/Viva	F & S	I	
CO1	Demonstrate proficiency in application of all the grammatical rules of Murakkab Tauseefi.	Cognitive/Application	MK	Knows how	Team Based Learning. Peer Assisted Learning.	Written/Viva	F & S	I	
CO1	Analyze Murakkab Ishari by explaining Musharun ilaih being used with AI and without AI.	Cognitive/Comprehension	DK	Knows how	Lecture, Bilingual method, E-learning.	Written/Viva	F & S	I	
CO1	Demonstrate proficiency in creating plenty of examples of each kind of Murakkab Naqis.	Cognitive/Application	DK	Knows how	Team Based Learning. Peer Assisted Learning.	Written/Viva	F & S	I	
Topic 12 -Murakkab-e-Taam ya Kalam, Jumlah Ismiyyah, Jumlah Fe'liyyah. (Lecture:- 2 hour, Non lecture 4 hour)									
CO1	Categorize Murakkab Taam complete sentence into Jumla Ismiya and jumla Faeliyya.	Cognitive/Recall	DK	Knows how	Lecture, Bilingual method, E-learning.	Written/Viva	F & S	II	

CO1	Demonstrate the comprehension of all the grammatical rules pertaining to Muftada and Khabar.	Cognitive/C omprehensi on	MK	Knows how	Team Based Learning. Peer Assisted Learning.	Writte n/Viv a	F & S	II	
CO1	Compare between Jumla Ismiya and Murakkab Tauseefi.	Cognitive/C omprehensi on	MK	Knows how	Lecture, Problem Solving method.	Writte n/Viv a	F & S	II	
Topic 13 -Fe'l aur uski Aqam ba etebar-e- Zamana: Mazi, Hal, Mustaqbil. (Lecture:- 1 hour, Non lecture 1 hour)									
CO3	Define the verb and identify its kinds in terms of past, present and future.	Cognitive/R ecall	MK	Knows how	Lecture, Bilingual method.	Writte n/Viv a	F & S	II	
CO3	Identify the structural signs of each tense of verb.	Cognitive/R ecall	NK	Knows how	Lecture/Str uctural Approach.	Writte n/Viv a	F	II	
Topic 14 -Gardan-e- Mazi aur uske Seeghe. (Lecture:- 1 hours, Non lecture 2 hours)									
CO3	Describe Gardan-e-Mazi, and identify all its Seeghe	Cognitive/R ecall	MK	Knows how	Lecture, Bilingual method, E-learning.	Writte n/Viv a	F & S	II	
CO3	Distinguish each Seegha from the other.	Cognitive/C omprehensi on	MK	Knows how	Lecture/Str uctural Approach.	Writte n/Viv a	F & S	II	
CO3	Apply the Gardan-e-Mazi on several different verbs.	Cognitive/A pplication	DK	Knows how	Team Based Learning. Peer Assisted Learning.	Writte n/Viv a	F & S	II	

CO3	Use the Seeghe in group conversation.	Cognitive/A pplication Affective/ Responding	NK	Knows how	Team Based Learning. Peer Assisted Learning.	Writte n/Viv a	F	II	
Topic 15 - Gardan-e-Muzare aur uske Seeghe. (Lecture:- 1 hours, Non lecture 2 hours)									
CO3	Describe Gardan-e-Muzare, identify all its Seeghe	Cognitive/R ecall	MK	Knows how	Lecture, Bilingual method, E-learning.	Writte n/Viv a	F & S	II	
CO3	Distinguish each Seegha from the other.	Cognitive/C omprehensi on	MK	Knows how	Lecture/Str uctural Approach.	Writte n/Viv a	F & S	II	
CO3	Apply the Gardan-e-Muzare on several different verbs.	Cognitive/A pplication Affective/Re sponding	DK	Knows how	Team Based Learning. Peer Assisted Learning.	Writte n/Viv a	F & S	II	
CO3	Use the Seeghe in group conversation.	Cognitive/A pplication Affective/Re sponding	NK	Knows how	Team Based Learning. Peer Assisted Learning, And Communica tive Approach.	Writte n/Viv a	F	II	
Topic 16 - Fe'l-e-Sulasi Mujarrad aur uske Abwab (Lecture:- 1 hours, Non lecture 2 hours)									
CO3	Enumerate and compare all the Abwab-e-Sulasi Mujarrad.	Cognitive/R ecall	MK	Knows how	Lecture, Structural Approach, E-learning.	Writte n/Viv a	F & S	II	

CO3	Identify several different verbs under these Abwab.	Cognitive/A pplication	DK	Knows how	Team Based Learning.	Writte n/Viv a	F & S	II	
Topic 17 - Fe'l-e-Sulasi Mazeed aur uske Abwab. (Lecture:- 2 hours, Non lecture 4 hours)									
CO3	Identify and distinguish all Abwab-e-Sulasi Mazeed be Harf and their Seeghe	Cognitive/Comprehension	MK	Knows how	Lecture, Structural Approach, E-learning.	Writte n/Viv a	F & S	II	
CO3	Identify and distinguish all Abwab-e-Sulasi Mazeed be Harfain and their Seeghe	Cognitive/Comprehension	MK	Knows how	Lecture/Structural Approach.	Writte n/Viv a	F & S	II	
CO3	Identify Bab-e-Istif'aal only as Bab-e-Sulasi Mazeed be-Salasati Huroof.	Cognitive/Comprehension	MK	Knows how	Lecture, E-learning.	Writte n/Viv a	F & S	II	
CO3	Identify and describe several different verbs under these Abwab.	Cognitive/A pplication	MK	Knows how	Team Based Learning. Peer Assisted Learning.	Writte n/Viv a	F & S	II	
Topic 18 - Fe'l-e- Rubae Mujarrad wa Mazeed (Lecture:- 1 hours, Non lecture 1 hours)									
CO3	Describe Fe'l-e-Rubai Mujarrad	Cognitive/Recall	MK	Knows how	Lecture, E-learning	Writte n/Viv a	F & S	II	
CO3	Describe Fe'l-e-Rubai Mazeed	Cognitive/Recall	NK	Knows how	Lecture, E-learning	Writte n/Viv a	F	II	
Topic 19. Taqseem-e-Fe'l-e-Mazi-o-Muzare ba etebar-e-Marroof-o-Majhool. (Lecture:- 1 hours, Non lecture 2 hours)									
CO4	Define Marroof and Majhool and distinguish between them with their signs.	Cognitive/Comprehension	MK	Knows how	Lecture, E-learning, Structural Approach,	Writte n/Viv a	F & S	II	

CO4	Frame sentences using both Mazi and Muzare Maroof and Majhool	Cognitive/A pplication Affective/Characterizing	DK	Knows how	Team Based Learning, Communicative Approach.	Written/Viva	F & S	II	
Topic 20 -Gardan-e-Fe'l-e Amr-o-Nahi. (Lecture:- 1 hours, Non lecture 2 hours)									
CO4	Define Fe'l-e-Amr, and explain the steps to formulate it.	Cognitive/Comprehension	MK	Knows how	Lecture, Structural Approach.	Written/Viva	F & S	II	
CO4	Read out and write Gardan-e-Amr and use them in sentences.	Cognitive/A pplication Affective/Responding	MK	Knows how	Natural Approach, Simulation.	Written/Viva	F & S	II	
CO4	Define Fe'l-e-Nahi, and explain the way of its formulation.	Cognitive/Comprehension	MK	Knows how	Lecture, Structural Approach.	Written/Viva	F & S	II	
CO4	Read out and write Gardane-e-Nahi and use them in sentences.	Cognitive/A pplication Affective/Responding	MK	Knows how	Natural Approach, Simulation.	Written/Viva	F & S	II	
Topic 21 - Taqseem-e-Ism: Jamid, Masder wa Mushtaq, Ism-e-Fa'el, Ism-e- Mafool, Ism-e-Zarf, Ism-e-Alah, Ism-e-Tafzeel wa Ism-e-Mubalaghah, Ism-e-Tasgheer, Sarfe Sagheer. (Lecture:- 3 hours, Non lecture 6 hours)									
CO2,3	Identify Ism-e-Jamid, Masder and Mushtaq	Cognitive/Recall	MK	Knows how	Lecture, Structural Approach,	Written/Viva	F & S	III	
CO2,3	Enumerate Asma-e-Mushtaqqah.	Cognitive/Recall	MK	Knows how	Group Discussions	Written/Viva	F & S	III	
CO2,3	Explain the procedures of formulating Ism-e-Faael, Ism-e-Mafool and the other Nominal Derivatives from Maddah/Masder.	Cognitive/Comprehension	MK	Knows how	Lecture, Structural Approach, Group Discussion.	Written/Viva	F & S	III	

CO2,3	Demonstrate proficiency in formulating Isme-e-Faael and Isme-e-Mafool from all the Abwaab-e-Sulasi Mujarrad, Sulasi Mazeed and Rubai.	Cognitive/A pplication Affective/Characterizing	MK	Knows how	Team Based Learning. Peer Assisted Learning.	Written/Viva	F & S	III	
Topic 22 - Ierab, Tareef-o-Taqseem, Ierab bil Huroof, Ierab bil Harakat. (Lecture:- 1 hours, Non lecture 2 hours)									
CO4	Identify the significance of Ierab in determination of the meanings.	Cognitive/Comprehension	MN	Knows how	Lecture, E-learning	Written/Viva	F & S	III	
CO4	Define Ierab bil Harakat	Cognitive/Recall	DK	Knows how	Lecture, E-learning	Written/Viva	F & S	III	
CO4	Locate the Ierab bil Huroof describing the particular Ierab of Tasniyah, Jama Muzakkar Salim and Asma-e-Sittah	Cognitive/Recall	MK	Knows how	Lecture, E-learning, Problem Solving method	Written/Viva	F & S	III	
Topic 23 - Marfoot, Mansoobat, Majroorat. (Lecture: - 2 hours. Non lecture 6 hours)									
CO4	Define and enumerate All Marfoot, Mansoobat and Majroorat.	Cognitive/Recall	MK	Knows how	Lecture, Problem Solving method.	Written/Viva	F	III	
Topic 24 - Zamair Marfooh, Majroorah-o-Mansoobah, Asma-e-Isharah, Asma-e-Istifham, Asma-e-Mausoolah. (Lecture:- 2 hours, Non lecture 4 hours)									
CO4	Define Zamaair, enumerate their Seeghe, distinguish between Munfasilah and Muttasilah, and use them in sentences.	Cognitive/Recall	DK	Knows how	Lecture.	Written/Viva	F & S	III	
CO4	Define Asma-e-Isharah, describe their Seeghe, and use them in sentences.	Cognitive/Recall	DK	Knows how	Lecture, Group discussions	Written/Viva	F & S	III	

CO4	Define Asma-e-Mausoolah , mention their Seeghe and use them in sentences.	Cognitive/R ecall	NK	Knows how	Lecture, Group discussions	Writte n/Viv a	F	III	
Topic 25 - Arabi Tibbi Istilahat-o-Alfaz ka Jumlon me Istemal. (Lecture:- 5 hours, Non lecture 12 hours)									
i) Asma-e-Aza-e-Insan wa Rutoobat-e-Badan.									
CO1	Identify the Arabic names of human body organs with correct spelling and pronunciation.	Cognitive/A pplication	MK	Knows how	Team Based Learning, Natural and Communica tive Approach.	Writte n/Viv a	F & S	II	
CO1	Construct Arabic sentences using the body parts' names.	Cognitive/ Application Affective/ Organizing	DK	Knows how	Team Based Learning, Natural and Communica tive Approach.	Writte n/ Quiz/ word cloud Viva	F & S	II	
ii) Asma-e-Amraz									
CO2	Identify the Arabic names of diseases with correct spelling and pronunciation.	Cognitive/ Application	MK	Knows	Team Based Learning, Communica tive Approach.	Writte n/Viv a	F & S	II	
CO2	Construct sentences using the Arabic names of diseases.	Cognitive/ Application Affective/Or ganizing	DK	Knows how	Team Based Learning, Communica tive Approach.	Writte n/Viv a	F & S	II	
iii) Asma-e-Aalaat									

CO2	Identify the Arabic names of medical instruments and equipments with their correct spelling and pronunciation.	Cognitive/ Application	MK	Knows how	Team Based Learning, Communica tive Approach.	Writte n/Viv a	F & S	II	
CO2	Make sentences in Arabic using the medical equipments' names.	Cognitive/ Application Affective/ Organizing	DK	Knows how	Team Based Learning, Communica tive Approach.	Writte n/ Prese ntatio ns/Vi va	F & S	II	
iv) Asma-e-Advia									
CO2	Identify the Arabic names of Unani drugs with their correct spelling and pronunciation.	Cognitive/ Application	MK	Knows how	Team Based Learning, Communica tive Approach.	Writte n/ Team asses men t/Viva	F & S	II	
CO2	Frame sentence in Arabic using the Unani drugs' names.	Cognitive/ Application Affective/O rganizing	DK	Knows how	Team Based Learning, Communica tive Approach.	Writte n/Viv a	F & S	II	
v) Tibbi Ash'aar									
CO2,CO 4	Understand and recite Arabic Tibbi verses	Cognitive/R ecall	MK	Know how/Sh ows how	Lecture, Audio lingual method	Writte n/Viv a	F & S	II	

Table 3: Learning objectives of Urdu, Arabic and Mantiq wa Falsafa UNIUG-UAMF (Paper II - Mantiq wa Falsafa)

--

A3 Course outcome	B3 Learning Objective (At the end of the session, the Students should be able to)	C3 Domain?Sub	D3 Must to know/de sirable to know/Ni ce to know	E3 Level Does/sho ws/ Knows how/ Knows	F3 T-L method	G3 Assess ment	H3 Formative /summativ e	I3 Te rm	J3 Integrati on
(Mantiq)									
Topic 1. Tareef, Mauzu, aur Gharaz-o-Ghayat. (Lecture:- 1 hour, Non lecture 2 hours)									
CO5	Explain the literal and terminological definition of Mantiq with the mention of its aims and objectives.	Cognitive/Recall	MK	Knows how	Lecture, Tutorial.	Written/Viva	F & S	I	
Topic 2. Ilm aur Idrak, Aqam-e-Ilm, Tasawwur-o-Tasdeeq aur unki Aqam. (Lecture:- 1 hour, Non lecture 2 hours)									
CO5	Define Ilm and Idrak.	Cognitive/Recall	MK	Knows	Lecture	Written/Viva	F & S	I	
CO5	Explain Ilm's classification into Tasawwur and Tasdeeq and their subdivision into Badeehi and Nazari.	Cognitive/Comprehension	MK	Knows how	Lecture, Group Discussions	Written/Viva	F & S	I	
Topic 3. Mu'arrif ya Qawl-e-Shaareh, Daleel ya Hujjat. Time (Lecture:- 1 hour, Non lecture 2 hour)									
CO5	Define Muarrif, Qawl-e Shareh and Tareef as synonyms, and similarly Hujjat and Daleel.	Cognitive/Recall	MK	Knows	Lecture, Group Discussions	Written/Viva	F & S	I	
Topic 4. Dalaalat ki Tareef-o-Taqseem, Lafz ki Tareef-o-Taqseem. (Lecture:- 2 hours, Non lecture 4 hours)									
CO5	Define Dalalat, Daal, Madlool, and identify Dalalat's division into Lafzi and Ghair Lafzi and all their subdivisions.	Cognitive/Comprehension	MK	Knows	Lecture, E-learning.	Written/Viva	F & S	I	

CO5	Explain the kinds of Dalalat-e-Lafzi Wad'ee	Cognitive/Comprehension	MK	Knows	Lecture, E-learning. Tutorial.	Written/Viva	F & S	I	
CO5	Identify Lafz-e-Mufrad and Murakkab and their classifications and subclassifications.	Cognitive/Comprehension	DK	Knows how	Lecture, E-learning. Group Discussion.	Written/Viva	F & S	I	
Topic 5. Mafhoom-e- Juz'ee wa Kulli mae Aqam, Nisab-e- Arba'ah. Muarrif aur uske aqam. (Lecture: - 2 hours. Non lecture 4 hours)									
CO5	Define Mafhoom and its division into Kulli and Juz'ee.	Cognitive/Recall	MK	Knows	Lecture, E-learning.	Written/Viva	F & S	I	
CO5	Enumerate Kulliyat-e-Khamsah, illustrating each of them with examples.	Cognitive/Recall	MK	Knows	Lecture, E-learning. Problem Solving method.	Written/Quiz/Viva	F & S	I	
CO5	Enumerate Nisab-e-Arba'ah defining each Nisbat and comparing it with the other	Cognitive/Recall	MK	Knows	Lecture, E-learning. Problem Solving method.	Written/Viva	F & S	I	
CO5	Define the kinds of Muarrif comparing them with each other.	Cognitive/Comprehension	MK	Knows how	Lecture, E-learning. Tutorial.	Written/Viva	F & S	I	
Topic 6. Qazaya: Qaziyyah Hamliyyah ki jumla Aqam, Qaziyyah Shartiyyah ki dow Qismen: Muttasilah-o-Munfasilah. (Lecture: - 2 hours, Non lecture 4 hours)									
CO6,7	Define Qaziyyah differentiating it from Insha and describing the components of Qaziyyah Hamliyyah.	Cognitive/Comprehension	MK	Knows how	Lecture, E-learning.	Written/Viva	F & S	II	
CO6,7	Identify all the classifications of Qaziyyah Hamliyyah	Cognitive/Comprehension	DK	Knows how	Lecture, E-learning. Group Discussion.	Written/Viva	F & S	II	

CO6,7	Define Qaziyyah Shartiyyah Muttasilah and Munfasilah.	Cognitive/Recall	DK	Knows	Lecture, E-learning. Problem Solving method.	Written/Viva	F & S	II	
CO6,7	Define all the subclassifications of Qaziyyah Shartiyyah Muttasilah and Munfasilah.	Cognitive/Recall	NK	Knows how	Lecture, E-learning. Problem Solving method.	Written/Viva	F & S	II	
Topic 7. Tanaquz, Wehdat-e-Samanyiah, and Aks (Lecture:- 1 hours, Non lecture 2 hours)									
CO6,7	Define Tanaquz and enumerate its Wehdat-e-Samanyiah.	Cognitive/Recall	MK	Knows how	Lecture, E-learning.	Written/Viva	F & S	II	
CO6,7	Apply Wehdat-e- Samanyiah and Illustrate Tanaquz by analyzing seemingly contradictory statements.	Cognitive/Application Affective/Organizing	DK	Knows how	Lecture, E-learning. Problem Solving method.	Written/Viva	F & S	II	
CO6,7	Define Aks and identify its classification into Aks Mustawi and Aks-e-Naqeez.	Cognitive/Comprehension	NK	Knows	Lecture, E-learning. Tutorial.	Written/Viva	F & S	II	
Topic 8.Hujjat ki Aqam, Qiyas, Istiqra, Tamseel, Qiyas ki Qismein. (Lecture:- 4 hours, Non lecture 8 hours)									
CO6,7	Define Hujjat and identify its classification.	Cognitive/Comprehension	MK	Knows	Lecture, E-learning.	Written/Viva	F & S	II	
CO6,7	Define Qiyas and its formulation and illustrate the way to reach the conclusion through Qiyas.	Cognitive/Comprehension	MK	Knows how	Lecture, E-learning. Problem Solving method.	Written/PBL/Viva	F & S	II	
CO6,7	Identify the 5 kinds of Qiyas on the basis of Maaddah and the 6 Yaqeeniyaat .	Cognitive/Comprehension	DK	Knows how	Lecture, E-learning. Group Discussion.	Written/Viva	F & S	II	

CO6,7	Identify all the categories and subcategories of Qiyas	Cognitive/Comprehension	NK	Knows how	Lecture, E-learning. Group Discussion.	Written/Viva	F & S	II	
CO6,7	Define Istiqra and Tamseel.	Cognitive/Recall	MK	Knows	Lecture, E-learning. Tutorial.	Written/Viva	F & S	II	
CO7	Demonstrate the application of Qiyas in diagnosing diseases, and Istiqra in clinical research of medicine.	Cognitive/Application Affective/Characterizing	NK	Knows how	Lecture, E-learning. Problem Solving method.	Written/Viva	F & S	II	

(Falsafa)

Topic 9. Hikmat, Tareef-o-Taqseem, Mauzu aur Gharaz-o-Ghayat. (Lecture:- 1 hour, Non lecture 3 hours)

CO8	Define Falsafa literally and terminologically.	Cognitive/Recall	MK	Knows	Lecture, E-learning.	Written/Viva	F & S	II	
CO8	Explain classification of Hikmat into Amali and Nazari and their sub-classifications.	Cognitive/Comprehension	DK	Knows how	Lecture, E-learning. Group Discussion.	Written/Viva	F & S	II	
CO9	Describe the aims and objectives of Falsafa.	Cognitive/Recall	NK	Knows how	Lecture, E-learning. Tutorial.	Written/Viva	F & S	II	

Topic 10. Jism, Jism-e-Taba'I, Jism-e-Taleemi, Heula, Surat-e-Jismiyyah, Surat-e-Nauhiyyah ki Tareef. (Lecture:- 1 hour, Non lecture 2 hour)

CO9,10	Define Jism and all its types.	Cognitive/Recall	MK	Knows	Lecture, E-learning. Tutorial.	Written/Viva	F & S	II	
--------	--------------------------------	------------------	----	-------	--------------------------------	--------------	-------	----	--

Topic 11. Makan, Hayyiz aur Shaki ki Tareef. (Lecture:- 1 hour, Non lecture 2 hour)

CO9,10	State the philosophical definitions of Makan, Hayyiz and Shaki.	Cognitive/Recall	MK	Knows how	Lecture, E-learning. Tutorial.	Written/Viva	F & S	II	
--------	-----------------------------------------------------------------	------------------	----	-----------	--------------------------------	--------------	-------	----	--

Topic 12. Harakat wa Sukoon ki Tareef, Gharaz-o- Ghayat, Aqşam-o- Sharaayit. (Lecture:- 1 hour, Non lecture 3 hours)									
CO9, 10	Define Harakat and Sukoon in terms of philosophy.	Cognitive/R ecall	MK	Knows how	Lecture, E-learning.	Writte n/Viv a	F & S	II	
CO9	Describe 6 conditions for Harakah to take place.	Cognitive/R ecall	MK	Knows how	Lecture, E-learning. Tutorial.	Writte n/Viv a	F & S	II	
CO9	Identify the division of Harakat on the basis of Mutaharrik and in view of Muharrik.	Cognitive/C omprehensi on	MK	Knows how	Lecture, E-learning. Group Discussion.	Writte n/Viv a	F & S	II	
Topic 13. Maqoolat-e-Ashar, Zamanah ki Tareef-o-Tauzeeh. (Lecture:- 1 hour, Non lecture 2 hours)									
CO9	Identify and enumerate Maqoolat-e-Ashar.	Cognitive/R ecall	MK	Knows	Lecture, E-learning. Group Discussion.	Writte n/Viv a	F & S	II	
CO9, 10	Explain Zamanah in terms of the Unani philosophy.	Cognitive/C omprehensi on	NK	Knows how	Lecture, E-learning. Tutorial.	Writte n/Viv a	F & S	II	
Topic 14. Anasir ki Tareef, Aqşam, Kaifiyyaat-o-Mizaaj (Ijmali Bayan). (Lecture:- 1 hour, Non lecture 2 hours)									
CO9, 10	Define Anasir and enumerate them in view of the different Unani philosophers.	Cognitive/R ecall	MK	Knows how	Lecture, E-learning. Group Discussion.	Writte n/Viv a	F & S	III	
CO9	Evaluate the four-ness of Anasir in the Unani medicine.	Cognitive/C omprehensi on Affective/Val uing	MK	Knows how	Lecture, E-learning. Tutorial.	Writte n/Viv a	F & S	III	
CO9	Describe the Kaifiyyat-e-Arba'ah.	Cognitive/R ecall	DK	Knows how	Lecture, E-learning. Tutorial.	Writte n/Viv a	F & S	III	
CO9	Give the brief introduction of Mizaj.	Cognitive/R ecall	DK	Knows	Lecture, E-learning. Tutorial.	Writte n/Viv a	F & S	III	

Topic 15. Kaun-o-Fasad, Murakkabat-e-Naqisa ki Tareef mae Amsal, Murakkabat-e-Tammah, Jamadat, Nabatat. wa Nafse Nabati, Nafse Haiwani, Nafse Natiqah aur unke matehat kaam karne wali Quwwatein.

(Lecture:- 5 hours, Non lecture 10 hours)

CO9,10	Define Kaun-o-Fasad and enumerate 6 forms of Inqilab-e-Anasir	Cognitive/Recall	DK	Knows	Lecture, E-learning.	Written/Viva	F & S	III	
CO9	Describe difference of opinions between the Unani philosophers regarding Inqilab-e-Anasir.	Cognitive/Comprehension	DK	Knows how	Lecture, E-learning. Tutorial.	Written/Viva	F & S	III	
CO9	Evaluate the correct opinion on the basis of argumentation.	Cognitive/Comprehension	DK	Knows how	Lecture, E-learning. Group Discussion.	Written/Viva	F & S	III	
CO9	Define Murakkab-e-Unsuri, and distinguish between Tam and Naqis describing the characteristics of both.	Cognitive/Comprehension	MK	Knows how	Lecture, E-learning. Tutorial.	Written/Viva	F & S	III	
CO9	Identify Murakkabat-e-Naqisah of Dukhan and Bukhar and enumerate their instances inside the earth and those in the space.	Cognitive/Comprehension	DK	Knows how	Lecture, E-learning. Group Discussion.	Written/Viva	F & S	III	
CO9	Define Murakkabat-e-Tammah specifying their characteristics.	Cognitive/Comprehension	MK	Knows	Lecture, E-learning.	Written/Viva	F & S	III	
CO9	Define Jamadat and identify Nabatat and all the faculties (Quwa) responsible for their growth and how they function.	Cognitive/Comprehension	MK	Knows	Lecture, E-learning. Tutorial.	Written/Viva	F & S	III	
CO9	Define Haiwanat and identify the faculties responsible for their perception and motion (Quwa Mudrikah and Muharrikah).	Cognitive/Comprehension	MK	Knows	Lecture, E-learning. Group Discussion.	Written/Viva	F & S	III	
CO9	Define Insan and Nafs-e-Natiqah, and identify the different philosophical opinions regarding its reality.	Cognitive/Comprehension	MK	Knows	Lecture, E-learning. Tutorial.	Written/Viva	F & S	III	

CO9	Identify Quwwat-e-Aqilah and Quwwat-e-Amilah and the hierarchical grades of Quwwat-e-Aqilah.	Cognitive/Comprehension	NK	Knows	Lecture, E-learning. Tutorial.	Written/Viva	F & S	III	
(Hay'at)									
Topic 16. Ilm-e-Hay'at ki Tareef, aur Tibb se uska Ta'alluq. (Lecture:- 1 hour, Non lecture 1 hour)									
CO11,12	Define Ilm-e-Hay'at and describe its connection with Ilm-e-Tibb.	Cognitive/Recall	MK	Knows	Lecture, E-learning. Tutorial.	Written/Viva	F & S	III	
Topic 17. Kurah, Qutbain, Khatte Sartan, Khatte Jaddi, Khatte Istiwa, Mintaqatul Burooj. (Lecture:- 1 hour. Non lecture 2 hour)									
CO12	Define the astronomical terms like Kurah, Qutbain, Khatte Sartan, Khatte Jaddi, Khatte Istiwa, Mintaqatul Burooj.	Cognitive/Recall	MK	Knows	Lecture, E-learning, Presentation of pictures and video clips.	Written/Viva	F & S	III	
Topic 18. Dairah Muaddilun Nahar, Dairah Nisf-un- Nahar. (Lecture:- 1 hour, Non lecture 1 hour)									
CO12	Define the astronomical terms like Dairah Muaddilun Nahar, Dairah Nisf-un- Nahar	Cognitive/Recall	MK	Knows	Lecture, E-learning, Presentation of pictures and video clips.	Written/Viva Quiz	F & S	III	
(Ibtedai Ilm-un-Nafs)									
Topic 19. Ilm-un-Nafs ki Tareef-o-Aqsam. (Lecture:- 1 hour, Non lecture 2 hour)									
CO13	Define Ilm-un-Nafs and describe the evolutionary changes in its definition.	Cognitive/Recall	MK	Knows	Lecture, E-learning. Tutorial.	Written/Viva	F & S	III	

CO13	Enumerate some of the most famous branches of Psychology.	Cognitive/Recall	DK	Knows	Lecture, E-learning. Group Discussion.	Written/Viva	F & S	III	
Topic 20. Ilm-un-Nafs aur Ilm-e-Tibb ka Bahami Rabat. Ehsas, Idrak, Mushahidah, aur Tawajjuh ka Ta'arruf. (Lecture:- 1 hour. Non lecture 2 hour)									
CO13	Explain the mutual connection between Ilm-un-Nafs and Tibb.	Cognitive/Comprehension Affective/Valuing	MK	Knows how	Lecture, E-learning. Tutorial.	Written Quiz/Viva	F & S	III	
CO13	Define some important psychological terms like Ehsas, Idrak, Mushahida and Tawajjuh.	Cognitive/Recall	DK	Knows	Lecture, E-learning. Group Discussion.	Written/Viva	F & S	III	

Table 4 Learning objectives (Practical) Not applicable**Table 5- Non Lecture Activities Course Urdu,Arabic and Mantiq wa Falsafa <UNIUG-UAMF>-**

Sr No	List non lecture Teaching-Learning methods	No of Activities
1	Team Based Learning	24
2	Group discussions	40
3	Peer Assisted Learning	12
4	Tutorials	33
5	Problem Solving method	19
6	Bilingual method	11
7	Total Physical Response	1
8	Audio Lingual method	5
9	Simulation	2
10	Presentation of Pictures and Video Clips	2
11	Natural Approach	5
12	Structural Approach	16
13	Communicative Approach	10
14	Total	180

Table 6: Assessment Summary**6 A - Number of papers and Marks Distribution**

S. No.	Subject	Papers	Theory	Practical or Clinical Assessment					Grand Total
				Practical or clinical	VIVA	Electives	IA	Total	
1	Urdu, Arabic and Mantiq wa Falsafa (Urdu, Arabic, Logic and Philosophy) Paper I – Urdu and Arabic Paper II - Mantiq wa Falsafa	2	200	-	30	-	20	50	250

6. B - Scheme of Assessment (formative and Summative)

SR.NO.	PROFESSIONAL COURSE	DURATION OF PROFESSIONAL COURSE		
		First Term (1-6 Months)	Second Term (7-12 Months)	Third Term (13-18 Months)
1	First	3 PA & First TT	3 PA & Second TT	3 PA & UE

PA: Periodical Assessment; TT: Term Test; UE: University Examinations

6 C - Calculation Method for internal assessment Marks (20 Marks)

TERM	PERIODICAL ASSESSMENT				TERM TEST	TERM ASSESSMENT	
	A	B	C	D	E	F	G
	1 (20)	2 (20)	3 (20)	Average (A+B+C/3) 20	Term Test (MCQ+SAQ+LAQ And Practical (Converted to 20))	Sub Total	Term Assessment
FIRST						D+E	D+E /2
SECOND						D+E	D+E /2
THIRD					NIL	D	D
Final IA	Average of Three Term Assessment Marks as Shown in 'G' Column						

6 D - Evaluation Methods for Periodical Assessment

S. No.	Evaluation Methods
1.	Practical / Clinical Performance
2.	Viva Voce, MCQs, MEQ (Modified Essay Questions/Structured Questions)
3.	Open Book Test (Problem Based)
4.	Summary Writing (Research Papers/ Samhitas)
5.	Class Presentations; Work Book Maintenance
6.	Problem Based Assignment
7.	Objective Structured Clinical Examination (OSCE), Objective Structured Practical Examination (OPSE), Mini Clinical Evaluation Exercise (Mini-CEX), Direct Observation of Procedures (DOP), Case Based Discussion (CBD)
8.	Extra-curricular Activities, (Social Work, Public Awareness, Surveillance Activities, Sports or Other Activities which may be decided by the department).
9.	Small Project
10.	Other activities explained in Table 3 Column G3 as per indicated term.

6 E - Question Paper Pattern

I PROFESSIONAL BUMS EXAMINATIONS UNIUG-UAMF

PAPER-I

Time: 3 Hours Maximum Marks: 100

INSTRUCTIONS: All questions compulsory

		Number of Questions	Marks per question	Total Marks
Q 1	Multiple Choice Questions (MCQ)	20	1	20
Q 2	Short answer questions (SAQ)	8	5	40
Q 3	Long answer questions (LAQ)	4	10	40
				100

PAPER-II

Time: 3 Hours Maximum Marks: 100

INSTRUCTIONS: All questions compulsory

		Number of Questions	Marks per question	Total Marks
Q 1	Multiple Choice Questions (MCQ)	20	1	20
Q 2	Short answer questions (SAQ)	8	5	40
Q 3	Long answer questions (LAQ)	4	10	40
				100

6 F (1) - Distribution of Theory examination (Paper I – Urdu and Arabic)

	A List of Topics	B Term	C Marks	D Type of Questions "Yes" can be asked. "No" should not be asked.		
				MCQ (1Mark)	SAQ (5 Marks)	LAQ (10 Marks)

<p>1</p>	<p>حروف تہجی، حروف کی مفرد اور مرکب شکلیں، حروف کی ابتدائی، درمیانی اور آخری شکلیں، ہکاری شکلیں، ہم صوت حروف، مصوتے اور مصوتے، حروف کی اقسام۔ ربط، عطف، تخصیص، فجائیہ، واو معدولہ، واو عطف، کھڑا الف، الف مقصورہ، الف ممدودہ، الف وصل۔</p> <p>اعراب، تنوین، تشدید، مد، حرف جزاء، حرف شرط، حرف استثناء۔</p> <p>Huroof-e-Tahajji, Huroof ki Mufrad aur Murakkab Shaklen, Huroof ki Ibtidai, darmiyani aur Akhri Shaklen, Hakari shaklen, Ham Saut Huroof, Musawwate aur musammate, Huroof ki Aqsaam-Rabt, Atf, Takhsees, Fujaiyyah, Waw Madoola, waw Atf, Khada Alif, Alif Maqsoora, Alif Mamdooda Alif wasl. Erab, Tanween, Tashdeed, Mad, Harfe Jaza, Harfe Shart, Harfe Istisna.</p>	<p>I</p>	<p>0</p>	<p>No</p>	<p>No</p>	<p>No</p>
<p>2</p>	<p>لفظ (کلمہ)، مادہ، اشتقاق، دو حرفی لفظ، سہ حرفی لفظ، چہار حرفی لفظ، اسم اور اس کی قسمیں۔ فعل اور اس کی حالتیں۔ ضمیر اور اس کی قسمیں۔ صفت اور اس کی قسمیں۔ قواعد:</p> <p>1- مفرد لفظ (Simple word) 2- پیچیدہ لفظ (Complex word)</p> <p>3- مرکب الفاظ (Compound words) ترادفی مرکب، مرکبات ربطی، مرکبات توصیفی، مرکبات اعدادی</p> <p>4- تابع مہمل 5- اضافت 6- تشنیہ - واحد/جمع 7- تذکیر و تانیث (جنس) 8- اعداد 9- سابقے اور لاحقے۔</p> <p>Lafz (Kalma)- Maddah – Ishtiqaq – Do Harfi Lfz, She Harfi Lafz, Chahaar Harfi Lfz- Ism aur Uski Qismen- Fe’l aur uski Halaten- Zameer aur uski Qismen- Sifat aur uski Qismen. Qawaid: Mufrad Lafz- Pecheeda Lafz-Murakkab Lafz-Taradufi Murakkab, Murakkabate Rabti, Murakkabate Tauseefi, Murakkabate Adadi-Taba Muhmal, Izafat, Tasniya, Wahid/Jama, Tazkeer wa Tanees (Jins), Azdaad, Sabqe aur Laheqe.</p>	<p>I</p>	<p>5</p>	<p>Yes</p>	<p>Yes</p>	<p>No</p>

3.	<p>مستقل الفاظ کی قسمیں: 1- اسم 2- صفت 3- ضمیر 4- فعل 5- تہیز۔ اسم کی اقسام: 1- اسم خاص 2- اسم عام اسم عام کی اقسام: 1- اسم کیفیت 2- اسم جمع 3- اسم ظرف 4- اسم آلہ صفت کی اقسام: 1- صفت ذاتی 2- صفت نسبتی 3- صفت عددی 4- صفت مقداری 5- صفت ضمیری ضمیر کی اقسام: 1- شخصی 2- موصولہ 3- استفہامیہ 4- اشارہ 5- تنکیر Mustaqil Alfaaz ki qismen: Ism, Sifat, Zameer, Fe'1, Tameez, Ism ki Aqsaam: Ism Khas, Ism Aam, Ism Aam ki Aqsaam: Ism kifiyat, Ism Jama, Isme Zarf, Ism Aala, Sifat ki Aqsaam : Sifat Zati, Safat Nisbti, Sifat Adadi, Sifat Miqdaari, Sifat Zameeri, Zameer ki Aqsaam: Shakhsi, Mausoola, istifhamiya, Ishara, Tankeer.</p>	I	5	Yes	Yes	No
4.	<p>فعل کے زمانے: 1- ماضی 2- حال 3- مستقبل معنی کے اعتبار سے فعل کی حالتیں: 1- لازم 2- متعدی 3- ناقص فعل کی صورتیں: 1- خبری 2- شرطی 3- احتمالی 4- امری 5- مصدری فعل کے صیغے: 1- غائب 2- حاضر 3- متکلم افعال ماضی کی اقسام: ماضی مطلق، ماضی ناتمام، ماضی تمام، ماضی شرطیہ، ماضی تمنائی، ماضی احتمالی افعال حال کی اقسام: مضارع، امر، حال مطلق، حال ناتمام، حال احتمالی افعال مستقبل کی اقسام: مستقبل مطلق، مستقبل مدامی۔ غیر مستقل الفاظ کی قسمیں: 1- ربط 2- عطف 3- تخصیص 4- فجائیہ Fe'1 ke Zamane: Mazi, Hal, Mustaqbil, Fe'1 ki Halaten Mana ke Etebar se:lazim, Muta'addi, Naqis, Fe'1 ki Surten: Khabari, Sharti, Ehtemali, Amri and Masdari, Fe'1 ke Seghe: Ghaib, Hazir, Mutakallim, Afaal Mazi ki Aqsaam: Mazi Mutlaq, Mazi Natamaam, Mazi Tamaam, Mazi Shartiya, Mazi Tamannai, Mazi Ehtemali, Afaal Hal ki Aqsaam: Muzare, Amr, Hal Mutlaq, Hal Natamaam, Hal Ehtemali, Afaal Mustaqbil ki Aqsaam: Mustaqbil Mutlaq, Mustaqbil Madaami. Ghair Mustaqil Alfaaz ki Qismen: Rabt, Atf, Takhsees, Fujaiyah.</p>	I	5	Yes	Yes	No

5.	<p>جملہ: ف- مفرد جملہ: مبتدا، خبر، فعل ربط 2- مرکب جملہ: ہم رتبہ جملہ، تابع جملہ، استدرائی جملہ، تردیدی جملہ علامات: اوقاف یا وقفہ، سکتہ، رابطہ، تفصیل، ختمہ، سوالیہ، فجائیہ یا اندائیہ، قوسین، خط، واوین، زنجیرہ۔ Jumla: Mufrad Jumla- Mubtada, Khabar, Fe'le Rabt. Murakkab Jumla: Ham Rutba Jumla, Tabe Jumla, Istidraki Jumla, Tardeedi Jumla, Alaamaat: Auqaaf ya Waqfa, Sakta, Waqfa, Rabta, Tafseela, Khatma, Sawalia, Fujaiya, ya Nidaiya, Qousain, Khat, Wawain, Zanjeerah.</p>	I	10	Yes	Yes	Yes
6.	<p>نظم و نثر کے چند منتخب ابواب (غزل، الٹی ہو گئیں سب تدبیریں - میر تقی میر، دل ناداں تجھے ہوا کیا ہے - اسد اللہ خاں غالب، ترانہ ہندی - علامہ اقبال، نظم رات - اسماعیل میرٹھی، آوارہ - مجاز، غالب کا خط میر مہدی کے نام، نظم جہاں حکیم محمد اعظم خاں، مسیح الملک حکیم اجمل خان، ورزش کے طریقے اور ہدایات، طبی اشعار، مرثیہ حکیم محمود خاں - الطاف حسین حالی، طب کا تاریخی خاکہ - کمال الدین ہمدانی، رسوم و عادات - سرسید، عید گاہ - پریم چند، قصہ حاتم طائی - میر امن) Nazm-o-Nasr ke Chand Muntakhab Abwab: (Ghazal: Meer- Ulti Ho Gain Sab Tadbeeren, Ghalib- Dile Nadan Tujhe Huwa kiya Hai, Tarana Hindi- Allama Iqbal, Nazm: Raat- Ismail Merathi, Aawarah- Majaz, Khat Mir Mehdi ke Naam-Ghalib, Nazime Jahan Hakeem Azam Khan, Hakeem Ajmal Khan, Warzish ke Tareeqe aur Hidayaat, Tibbi Ash'ar, Marsiya Hakeem Mahmood Khan- Altaf Husain Haali, Tib ka Tareekhi Khaaka- Kamaluddin Hamdani, Rusoom wo Aadaat- Sir Syed, Eidgaah- Prem Chand, Qissa Hatim Tai- Meer Amman)</p>	I	10	Yes	Yes	Yes
7.	<p>حروفِ ہجاء، حروفِ شمسیہ و قمریہ، اسماءِ حرکات و اعداد۔ Huroof-e-Hija, Huroof-e-Shamsiyyah, wa Qamariyyah, Asma-e- Harakaat -o- A'adad. (Arabic Alphabet, Solar and Lunar Letters, Arabic Vowels and Numerals.)</p>	II	0	No	No	No

8.	کلمہ اور اس کی اقسام، اسم، فعل، حرف۔ Kalimah aur uski Aqşam Ism, Fe'l, Harf. (Word and its kinds, Noun, Verb, Particle).	II	10	Yes	Yes	No
9.	اسم کی تقسیم بلحاظ تعریف و تکمیل، بلحاظ جنس، بلحاظ عدد۔ Ism ki Taqseem balehaz-e- Tareef-o-Tamkeer, balehaz-e-Jins, balehaz-e-Adad. (Kinds of Noun according to definition like (Definite noun, Indefinite noun), Gender, and Number).	II		Yes	Yes	Yes
10.	مرکب اور اس کی اقسام۔ Murakkab aur uski aqşam. (Compound word and its kinds).	II	10	Yes	No	No
11.	مرکب ناقص: مرکب اضافی، مرکب توصیفی، مرکب اشاری۔ Murakkab-e-Naqis: Murakkab-e-Izafi, Murakkab-e- Tausefi, Murakkab-e-Ishari. (Incomplete Compound: Possessive Compound, Adjectival Compound, Demonstrative Compound).	II		Yes	Yes	Yes
12.	مرکب تام یا کلام: جملہ اسمیہ، جملہ فعلیہ۔ Murakkab-e-Taam ya Kalam, Jumlah Ismiyyah, Jumlah Fe'liyyah. (Complete Murakkab, or Sentence, Nominal Sentence, Verbal Sentence).	II		Yes	Yes	Yes
13.	فعل اور اس کی اقسام باعتبار زمانہ: ماضی، حال، مستقبل۔ Fe'l aur uski Aqşam ba etebar-e-Zamana: Mazi, Hal, Mustaqbil. (Verb and its kinds according to Tense: Past, Present and Future).	II		Yes	Yes	No
14.	گردان ماضی اور اس کے صیغے۔ Gardan-e-Mazi aur uske Seeghe. (Conjugation of Past tense and its Moods)	II	15	Yes	Yes	Yes
15.	گردان مضارع اور اس کے صیغے۔ Gardan-e-Muzare aur uske Seeghe. (Conjugation of Indefinite Present and Future Tense and its Moods).	II		Yes	Yes	Yes
16.	فعل ثلاثی مجرد اور اس کے ابواب۔ Fe'l-e-Sulasi Mujarrad aur uske Abwab. (Trilateral Primitive Verb and its Patterns).	II		Yes	Yes	No

17.	فعل ثلاثی مزید اور اس کے ابواب۔ Fe'l-e-Sulasi Mazeed aur uske Abwab (Trilateral Derived Verb and its Patterns).	II		Yes	Yes	Yes
18.	فعل رباعی مجرد و مزید۔ Fe'l-e-Rubae Mujarrad wa Mazeed. (Quadrilateral Verb, Primitive and Derived)	II		Yes	No	No
19.	تقسیم فعل ماضی و مضارع باعتبار معروف و مجهول۔ Taqseem-e- Fe'l-e- Mazi-o- Muzare ba etebar-e Maroof-o- Majhool. (Division of Past and Indefinite Present Tense according to Active and Passive).	II		Yes	Yes	No
20.	گردان فعل امر و نہی۔ Gardan-e- Fe'l-e Amr-o- Nahi. (Conjugation of Imperative and Prohibitive Verb).	II		Yes	Yes	Yes
21.	تقسیم اسم: جامد، مصدر و مشتق، اسم فاعل، اسم مفعول، اسم ظرف، اسم آلہ، اسم تفضیل، اسم مبالغہ، اسم تضریر و صرف صغیر۔ Taqseem-e-Ism: Jamid, Masder wa Mushtaq, Ism-e- Fa'el, Ism-e- Mafool, Ism-e- Zarf, Ism-e-Alah, Ism- e- Tafzeel wa Ism-e- Mubalaghah, Ism-e- Tasgheer wa Sarfe Sagheer. (Division of Noun: Primitive, Infinitive and Derivative, Active Participle, Passive Participle, Noun of Place and Time, Noun of Tool, Comparative and Superlative Noun and Exaggerative Noun, Diminutive Noun, and Small Conjugation)	III	15	Yes	Yes	Yes
22.	اعراب: تعریف و تقسیم، اعراب بالحروف، اعراب بالحركات۔ Ierab, Tareef-o-Taqseem, Ierab bil Huroof, Ierab bil Harakat. (Inflection Sign, its definition and division: by letters and by signs).	III	05	Yes	Yes	No
23.	مرنوعات، منصوبات، مجرورات۔ Marfooat, Mansoobat, Majroorat. (Nominative Cases, Accusative Cases, Genitive Cases).	III		Yes	Yes	No

24.	<p>ضمائر مرفوعہ، ضمائر مجرورہ، ضمائر منصوبہ، اسماء اشارہ، اسماء استفہام، اسماء موصولہ۔</p> <p>Zamair Marfooah, Majroorah-o-Mansoobah, Asma-e-Isharah, Asma-e-Istifham, Asma-e-Mausoolah. (Pronouns in Nominative, Accusative and Genitive Cases, Demonstrative Pronouns, Interrogative Pronouns, Relative Pronouns).</p>	III		Yes	Yes	No
25.	<p>عربی طبی اصطلاحات والفاظ کا جملوں میں استعمال۔</p> <p>Arabi Tibbi Istilahat-o-Alfaz ka Jumlon me Istemal. (Arabic Medical words and Terms and their uses in sentences).</p>					
	<p>(i) اسماء اعضاء انسان ور طوبات بدن۔</p> <p>Asma-e-Aza-e-Insan wa Rutoobat-e-Badan. (Names of the Organs of Human Body and Body Fluids)</p>	II	10	Yes	Yes	Yes
	<p>(ii) اسماء امراض۔</p> <p>Asma-e-Amraz (Names of the Diseases)</p>					
	<p>(iii) اسماء آلات۔</p> <p>Asma-e-Alaat (Names of the Instruments and Equipments)</p>					
	<p>(iv) اسماء ادویہ۔</p> <p>Asma-e-Advia (Names of Drugs)</p>					

	<p>(v) طبی اشعار۔</p> <p>Tibbi Ash'aar (verses of Unani Tibb)</p> <p>الطَّبُّ حِفْظُ صِحَّةٍ وَبَرْءُ مَرَضٍ * مِنْ سَبَبٍ فِي بَدَنِ مُنْذُ عَرَضٍ قَسَمْتُهُ الْأُولَى بِعِلْمٍ وَعَمَلٍ * وَالْعِلْمُ فِي ثَلَاثَةٍ قَدْ اكْتَمَلَ سَبْعُ طَبِيعَاتٍ مِنَ الْأُمُورِ * وَسِنَّةٌ وَكُلُّهَا ضَرُورِي ثُمَّ ثَلَاثَةٌ سَطِرَتْ فِي الْكُتُبِ * مِنْ عَرَضٍ وَ مَرَضٍ وَ سَبَبِ وَعَمَلِ الطَّبِّ عَلَى ضَرْبَيْنِ * فَوَاجِدٌ يُعْمَلُ بِالْيَدَيْنِ وَعَبْرَةٌ يُعْمَلُ بِالدَّوَاءِ * وَمَا يُقَدَّرُ مِنَ الْغِذَاءِ فَعَرَّغَرْنَ وَاسْتَعْمِلِ السِّوَاكَ * تَنْظِيفِ الْأَسْنَانَ وَالْأَخْنَاكَ لَا تَأْخُذْ الْمَاءَ عَلَى الطَّعَامِ * وَلَا عَلَى الْخُرُوجِ مِنْ حَمَامٍ وَالصَّنْدُرُ وَالرِّيَّةُ الْأَثُ النَّفْسِ * فَإِنْ تَصِحَّ فَالْحَيَاةُ فِي حَرَسٍ وَاسْتَعْمِلِ الْحَمَامَ لِلْأُوسَاخِ * وَلَا تَكُنْ مِنْ ذَلِكَ فِي تَرَاخِ وَالجِسْمُ يَحْتَاجُ إِلَى الْإِسْتِفْرَاغِ * مِنْ سَائِرِ الْأَعْضَاءِ وَالذِّمَاجِ أَمَّا الرِّيَاضَاتُ فَمِنْهَا مُعْتَدِلٌ * وَيَبْتَغِي لِمَثَلِ ذَا أَنْ نَمْتَلِلَ فَإِنَّهَا تُعَدِّلُ الْأَبْدَانَ * تُخْرِجُ الْأَفْقَالَ وَالْأَدْرَانَ مِنْ بَلْعَمٍ وَمِرَّةٍ صَفْرَاءَ * وَمِنْ دَمٍ وَمِرَّةٍ سَوْدَاءَ الْجِسْمُ مَخْلُوقٌ مِنَ الْأَمْشَاجِ * مُخْتَلِفَاتِ اللَّوْنِ وَالْمِزَاجِ مَا قَهَرَ الْجِسْمَ فَمِنْ دَوَاءٍ * مِنْهَا وَمَا أَنْمَى فَمِنْ غِذَاءٍ</p>				
--	------------------------------------------------------------------------------------------------------------------------------------------------------------------------------------------------------------------------------------------------------------------------------------------------------------------------------------------------------------------------------------------------------------------------------------------------------------------------------------------------------------------------------------------------------------------------------------------------------------------------------------------------------------------------------------------------------------------------------------------------------------------------------------------------------------------------------------------------------------------------------------------------------------------------------------------------------------------------------------------------------------------------------------------------------------------------------------------------------------------------------------------------------------------------------------------------------------------------------------------------------------------------------------------------------------------------------------------------------------------------------------------------------------------------	--	--	--	--

6 F (2) - Distribution of Theory examination (Paper II - Mantiq wa Falsafa)

	A List of Topics	B Term	C Marks	D Type of Questions "Yes" can be asked. "No" should not be asked.		
				MCQ (1Mark)	SAQ (5 Marks)	LAQ (10 Marks)
1	<p>تعريف، موضوع اور غرض وغایت۔</p> <p>Tareef, Mauzu, aur Gharaz-o- Ghayat. (Definition, Aims and Objectives).</p>	I	10	Yes	Yes	No
2	<p>علم اور ادراک، اقسام علم، تصور و تصدیق اور ان کی اقسام۔</p> <p>Ilm aur Idrak, Aqsam-e- Ilm, Tasawwur-o- Tasdeeq aur unki Aqsam. (Knowledge and Perception, Kinds of Knowledge, Imagination and Judgement and their classification).</p>	I		Yes	Yes	Yes

3	معرف یا قول شارح، دلیل یا حجت۔ Mu'arrif ya Qawl-e- Shaareh, Daleel ya Hujjat. (Definer or Explanatory Statement, Evidence or Argument)	I		Yes	Yes	No
4	دالات کی تعریف و تقسیم، لفظ کی تعریف و تقسیم۔ Dalaalat ki Tareef-o- Taqseem, Lafz ki Tareef-o- Taqseem. (Denotation: its definition and classification, Word: its definition and classification).	I	15	Yes	Yes	Yes
5	مفہوم مجزی و کلی مع اقسام، نسب اربعہ۔ Mafhoom-e- Juzi wa Kulli mae Aqam, Nisab-e- Arba'ah. (Conception, Specific/Particular and general and their kinds, Four Relations)	I	15	Yes	Yes	Yes
6	قضایا: قضیہ حملیہ کی جملہ اقسام، قضیہ شرطیہ کی دو قسمیں: متصلہ و منفصلہ۔ Qazaya: Qaziyyah Hamliyyah ki jumla Aqam, Qaziyyah Shartiyyah ki dow Qismen: Muttasilah-o- Munfasilah. (Propositions, Clause and its kinds, Conditional Clause and its two kinds viz. Attached and Detached Clause).	II	5	Yes	Yes	No
7	تناقض، وحدات ثمانیہ اور عکس۔ Tanaquz, Wehdaat-e- Samaniyah, and Aks (Contradiction, its eight Unities, and Reversion)	II		Yes	Yes	Yes
8	حجت کی اقسام، قیاس، تمثیل، قیاس کی قسمیں۔ Hujjat ki Aqam, Qiyas, Istiqra, Tamseel, Qiyas ki Qismein. (Division of Arguments, Analogy, Induction, Allegory, and Kinds of Analogy).	II	10	Yes	Yes	Yes
Falsafa (Philosophy)						
9	حکمت، تعریف و تقسیم، موضوع اور غرض و غایت۔ Hikmat, Tareef-o- Taqseem, Mauzu aur Gharaz-o- Ghayat. (Philosophy, its Definition and kinds, Aims and objectives).	II	20	Yes	Yes	Yes

10	جسم، جسم طبعی، جسم تعلیمی، ہیولی، صورت جسمیہ، صورت نوعیہ کی تعریف۔ Jism, Jism-e- Taba'i, Jism-e- Taleemi, Heula, Surat-e- Jismiyyah, Surat-e- Nauiyyah ki Tareef. (Body, Physical Body, Educational Body, Matter, Shape, Definition of Body Shape and Species Shape).	II		Yes	Yes	No
11	مکان، چیز اور شکل کی تعریف۔ Makan, Hayyiz aur Shaki ki Tareef. (Definition of Space, Locus and Shape).	II		Yes	Yes	Yes
12	حرکت و سکون کی تعریف، غرض و غایت، اقسام و شرائط۔ Harakat wa Sukoon ki Tareef, Gharaz-o- Ghayat, Aqsam-o- Sharaayit. (Motion and Rest, their Definitions, Aims and Objectives, Kinds and Conditions).	II		Yes	Yes	Yes
13	مقولات عشر، زمانہ کی تعریف و توضیح۔ Maqoolat-e- Ashar, Zamanah ki Tareef-o- Tauzeeh. (Ten Categories, Definition of Time and its explanation).	II		Yes	Yes	Yes
14	۔ (عناصر کی تعریف، اقسام، کیفیات و مزاج) (اجمالی بیان) Anasir ki Tareef, Aqsam, Kaifiyyaat-o-Mizaaj. (Definition of Elements, Kinds, Conditions and Temperament (With brief description)).	III		Yes	Yes	No
15	کون و فساد، مرکبات تامہ، جمادات، نباتات، نفس نباتی، نفس حیوانی، نفس ناطقہ اور ان کے ماتحت کام کرنے والی قوتیں، مرکبات ناقص کی تعریف مع امثال Kaun-o- Fasad, Murakkabat-e- Tammah, Jamadat, Nabatat. Wa Nafse Nabati, Nafse Haiwani, Nafse Natiqah aur unke matehat kaam karne wali Quwwatein, Murakkabat-e- Naqisa ki Tareef mae Amsal. (Anabolism and Catabolism, Complete Compounds, Minerals, Plants and Botanical Being, Animal Soul, Human Soul and Faculties working under them. Definition of Incomplete Compounds along with examples).	III	10	Yes	Yes	Yes
	Hay'at (Astronomy)					

16	علم ہیئت کی تعریف اور طب سے اس کا تعلق۔ Ilm-e- Hay'at ki Tareef, aur Tib se uska Ta'alluq. (Definition of Astronomy and its relation with Medicine).	III	10	Yes	Yes	No
17	کرہ، قطبین، خط سرطان، خط جدی، خط استواء، منطقتہ البروج۔ Kurah, Qutbain, Khatte Sartaan, Khatte Jaddi, Khatte Istiwa, Mintaqatul Burooj. (Globe, Earth Poles, Tropic of Cancer, Tropic of Capricorn, Equator, Zodiac Line).	III		Yes	Yes	No
18	دائرہ معدلانہار، دائرہ نصف النہار۔ Dairah Muaddilun Nahar, Dairah Nisf-un- Nahar. (Meridian Circle, Mid-Day Circle).	III		Yes	No	No
Ibtedai Ilm-un-Nafs (Elementary Psychology)						
19	علم النفس کی تعریف و اقسام۔ Ilm-un-Nafs ki Tareef-o- Aqsam. (Psychology, its Definitions and Kinds).	III	5	Yes	Yes	No
20	علم النفس اور علم طب کا باہمی ربط، احساس، ادراک، مشاہدہ اور توجہ کا تعارف۔ Ilm-un-Nafs aur Ilm-e- Tib ka Bahami Rabt. Ehsas, Idrak, Mushahidah, aur Tawajjuh ka ta'arruf. (Description of Interrelation between Psychology and Medicine. Introduction of Feelings, Perception, Observation and Attention).	III		Yes	Yes	No

6 G (1)- Question Paper blueprint (Paper I – Urdu and Arabic)

A Question Sr. No	B Type of Question	C Question Paper Format
-------------------------	-----------------------	----------------------------

.Q1	<p>Multiple choice Questions (MCQ)</p> <p>20 Questions</p> <p>1 mark each</p> <p>All compulsory</p> <p>Must know 15 MCQ Desirable to know 3 MCQ Nice to know 2 MCQ</p>	<ol style="list-style-type: none"> 1. Topic number 2 2. Topic number 2 3. Topic number 3 4. Topic number 3 5. Topic number 4 6. Topic number 4 7. Topic number 5 8. Topic number 5 9. Topic number 6 10. Topic number 6 11. Topic number 8 12. Topic number 9 13. Topic number 10/ Topic number 11 14. Topic number 12/ Topic number 13 15. Topic number 14/ Topic number 15/ Topic number 16/ Topic number 17 16. Topic number 18/ Topic number 19/ Topic number 20 17. Topic number 21 18. Topic number 22/ Topic number 23/ Topic number 24 19. Topic number 25 20. Topic number 25
Q2	<p>Short answer Questions (SAQ)</p> <p>Eight Questions</p> <p>5 Marks Each</p> <p>All compulsory</p> <p>Must know 7 SAQ Desirable to know 1 SAQ No Questions on Nice to know</p>	<ol style="list-style-type: none"> 1. Topic No.2 / Topic No.5 2. Topic No.3 / Topic No.6 3. Topic No.4 4. Topic no.8 / Topic no.9 5. Topic no.11 / Topic no.12 / Topic no.13 6. Topic no.14/ Topic no.15/ Topic no.16/ Topic no.17/ Topic no.19 / Topic no.20 7. Topic no.21/ Topic no.25 8. Topic no.22/ Topic no.23/ Topic no.24
Q3	<p>Long answer Questions (LAQ)</p> <p>Four Questions</p> <p>10 marks each</p> <p>All compulsory</p> <p>All questions on must know No Questions on Nice to know and Desirable to know</p>	<ol style="list-style-type: none"> 1. Topic No.5/ Topic No.6 2. Topic No.9 / Topic No. 25 3. Topic no.11/ Topic no.12/ Topic no.21 4. Topic no.14/ Topic no.15/ Topic no.17/ Topic no.20

6 G (2)- Question Paper blueprint(Paper II – Mantiq wa Falsafa)

Question Sr. No	B Type of Question	Question Paper Format
.Q1	<p>Multiple choice Questions (MCQ)</p> <p>20 Questions</p> <p>1 mark each</p> <p>All compulsory</p> <p>Must know 15 MCQ Desirable to know 3 MCQ Nice to know 2 MCQ</p>	<ol style="list-style-type: none"> 1. Topic number 1 2. Topic number 2 3. Topic number 3 4. Topic number 4 5. Topic number 5 6. Topic number 6 7. Topic number 7 8. Topic number 8 9. Topic number 9 10. Topic number 10 11. Topic number 11 12. Topic number 12 13. Topic number 13 14. Topic number 14 15. Topic number 15 16. Topic number 16 17. Topic number 17 18. Topic number 18 19. Topic number 19 20. Topic number 20
Q2	<p>Short answer Questions (SAQ)</p> <p>Eight Questions</p> <p>5 Marks Each</p> <p>All compulsory</p> <p>Must know 7 SAQ Desirable to know 1 SAQ No Questions on Nice to know</p>	<ol style="list-style-type: none"> 1. Topic no.1 / Topic no.2 2. Topic no.3/ Topic no.4 3. Topic no.5/ Topic no.6/ Topic no.7 4. Topic no.8/ Topic no.9 5. Topic no.10/ Topic no.11/ Topic no.12 6. Topic no.13/ Topic no.14/ Topic no.15 7. Topic no.16/ Topic no.17 8. Topic no.19/ Topic no.20
Q3	<p>Long answer Questions (LAQ)</p> <p>Four Questions</p> <p>10 marks each</p> <p>All compulsory</p> <p>All questions on must know No Questions on Nice to know and Desirable to know</p>	<ol style="list-style-type: none"> 1. Topic no.2/ Topic no.4 2. Topic no.5/ Topic no.7 3. Topic no.8/ Topic no.9/ Topic no.11 4. Topic no.12/ Topic no.13/ Topic no.15

6 H - Distribution of Practical Examination

SN	Heads	Marks
1	Viva Voce	30
2	Internal	20
3	Electives	--
Total Marks		50

Table 7. Reference books/ Resources:

S.No.	Name of Book	Name of Author
Urdu		
1	Intikhabe Adab Barae Tibb wo Hikmat انتخاب ادب برائے طب و حکمت	Aftab Alam Najmi آفتاب عالم نجفی
2	Urdu Imla اردو املا	Rasheed Hasan Khan رشید حسن خاں
3	Urdu Qawaid اردو قواعد	Molvi Abdul Haq مولوی عبدالحق
4	Urdu Kaise Likhen اردو کیسے لکھیں	Rasheed Hasn Khan رشید حسن خاں
5	Intikhabe Manzooat, Ghazaliyat, Nasr انتخاب منظومات، غزلیات، نثر	Utter Pradesh Urdu Academy اتر پردیش اردو اکیڈمی
Arabic		
6	Tibbi Arabi Reader طبی عربی ریڈر	Raziul Islam Nadwi رضی الاسلام ندوی
7	Mu'allimul Inshaa معلم الإنشاء	Abdul Majid Nadwi عبد الماجد ندوی
8	Asbaqun Nahv (Vol. I, II) اسباق النحو (حصہ اول و دوم) مع تحفة الاعراب	Allama Hameeduddin Farahi علامہ حمید الدین فراہی
9	Kitabun Nahv کتاب النحو	Abdur Rahman Amritsari عبدالرحمان امرتسری
10	Kitabus Sarf کتاب الصرف	Abdur Rahman Amritsari عبدالرحمان امرتسری
11	Annahul Wazeh fil Qawaidil lughatil Arabia النحو الواضح فی قواعد اللغة العربية (الجزء الأول والثاني والثالث)	Ali al-Jarim and Mustafa Ameen علی الجارم و مصطفى أمين
12	Tamreenun Nahv تمرین النحو	Moinullah Nadvi معین اللہ ندوی
13	Tamreenus Sarf تمرین الصرف	Mustafa Nadvi مصطفی ندوی
14	Droos-ul-Lugha Al-Arabiya دروس اللغة العربية	V. Abdur Raheem ف. عبد الرحيم
15	Minhaaj-ul-Arabiya منهاج العربية	Syed Nabi Hydarabadi سید نبی حیدرآبادی

16	Al-Jauharun-Nafees fi Sharh Arjuzat Ash-Shaikh Ar-Raiees الجواهر النفيس في شرح ارجوزة الشيخ الرئيس	Hakeem Abu Abdul Azeez حكيم ابو عبدالعزيز بٹالوی
17	Online General/Medical Arabic dictionary.	
Mantiq wa Falsafa		
18	Mabadiyat Mantiq wa Falsafa مبادیات منطق و فلسفہ	Hakeem Taskheer Ahmad حكيم تسخير احمد
19	Taiseer-ul Mantiq تيسير المنطق	Maulana Abdullah مولانا عبد الله
20	Tas'heel-ul Mantiq تسهيل المنطق	Maulana Qari Siddiq مولانا قاری صديق
21	Mabaadi'al-Falsafa مبادئ الفلسفه	Mufti Saeed Ahmad Palanpuri مفتی سعید احمد پالنپوری